

# SAINT JOSEPH'S HAWKS MEN'S BASKETBALL



## 2016-17 SCHEDULE

NOVEMBER		EST
Sat., 12	TOLEDO	W 77-76
Mon., 14	COLUMBIA	W 85-65
Fri., 18	vs. Loyola-Chicago +	W 71-57
Sun., 20	Ole Miss + (CBSSN)	L 68-81
Mon., 21	NC State + (CBSSN)	L 63-73
Wed., 30	TEMPLE % (CBSSN)	L 72-78
DECEMBER		
Sat., 3	at #2/#2 Villanova % (CBSSN)	L 57-88
Sun., 11	at Drexel	W 72-71
Wed., 14	at Princeton (ESPNU)	W 76-68
Sun., 18	at Illinois State (ESPN3)	L 72-81
Thu., 22	LAFAYETTE	W 92-63
Fri., 30	GEORGE WASHINGTON (CSN)	W 68-63
JANUARY		
Tue., 3	at Rhode Island (CBSSN)	L 58-88
Sat., 7	at Fordham (NBCSN)	W 70-55
Tue., 10	GEORGE MASON (TCN, ASN)	L 67-75
Sat., 14	RICHMOND (NBCSN)	L 66-70
Wed., 18	at Massachusetts (TCN, ASN)	L 57-62
Sat., 21	PENN (Palestra) %	W 78-71
Tue., 24	at St. Bonaventure (TCN, ASN)	L 63-67
Sat., 28	LA SALLE (CSN, ASN)	W 73-72
Tue., 31	DAVIDSON (TCN, ASN)	L 60-75
FEBRUARY		
Sat., 4	FORDHAM (TCN, ASN)	L 83-86 2OT
Tue., 7	at Dayton (TCN, ASN)	L 70-77
Sat., 11	MASSACHUSETTS (NBCSN)	L 76-87
Tue., 14	at VCU (CBSSN)	6:00 p.m.
Sat., 18	at La Salle % (CBSSN)	4:00 p.m.
Wed., 22	ST. BONAVENTURE	7:00 p.m.
Sat., 25	at Saint Louis (NBCSN)	4:30 p.m.
MARCH		
Wed. 1	RHODE ISLAND (TCN, ASN)	7:00 p.m.
Sat., 4	at Duquesne	2:00 p.m.
Wed., 8-	Atlantic 10 Championship	
Sun., 12	(PPG Paints Arena, Pittsburgh, Pa.)	

Home games in CAPS at Hagan Arena unless noted  
+ Paradise Jam (St. Thomas, U.S. Virgin Islands)  
% Big 5 game

## MEDIA INFORMATION

Basketball SID: Marie Wozniak  
Office Phone: 610-660-1727  
Cell Phone: 610-999-3634  
Email: mwozniak@sju.edu  
Fax: 610-660-1724  
Press Row Phone: 610-660-2599

[www.SJUHawks.com](http://www.SJUHawks.com)  
@SJUHawks  
@SJUHawks\_MBB

## SAINT JOSEPH'S HAWKS (10-14; 3-9 A-10)

at

## VCU RAMS (20-5; 10-2 A-10)

Game #24 • February 14, 2017 • 6 p.m. • CBSSN  
Siegel Center • Richmond, Va.

<b>ARENA</b>	E.J. Wade Court at the Siegel Center (7,637)
<b>TELEVISION</b>	CBSSN (Carter Blackburn, Pete Gillen, Evan Washburn)
<b>RADIO</b>	97.5 the Fanatic (Matt Martucci)
<b>AUDIO STREAMING</b>	SJUHawks.com
<b>VIDEO STREAMING</b>	none
<b>SERIES RECORD</b>	VCU leads 5-4
<b>SJU STREAK</b>	4 losses
<b>HAWKS' NEXT GAME</b>	Feb. 18 at La Salle, 4 p.m., CBSSN

## GAME STORIES

- Saint Joseph's suffered an 87-76 loss to Massachusetts and even a bigger loss as leading scorer **Lamarr Kimble** sustained a fracture in his left foot and will be out for the rest of the year (more on pg. 4). Kimble had 12 points in the game while **Charlie Brown** led SJU with 15 points.
- **Charlie Brown** was named the A-10 Rookie of the Week (Feb. 13) for the third time this year. He averaged 16.0 points and 6.5 rebounds in two games last week.
- The Hawks are looking to avoid a five-game losing streak, which be the longest since a nine-game skid in January 2011.
- The UMass game was the 700th coached by **Phil Martelli** in his 22 years at SJU.
- **Nick Robinson** will replace **Lamarr Kimble** in the starting lineup.
- This is the first meeting for SJU and VCU since the teams faced off in the 2016 A-10 Championship game as Saint Joseph's won its second title in three years.

## HAWKS' PERSONNEL

### 2016-17 Statistics

PROBABLE STARTERS	PPG	RPG	APG	MPG	Notes
F- #2 Charlie Brown	12.5	5.2	0.9	33.5	Scored 17 pts at Dayton
F- #25 James Demery	13.2	6.4	1.4	30.8	Missed Dayton game with illness
F- #23 Markell Lodge	5.0	4.1	0.1	18.5	Career-high 11 pts at UMass
G- #15 Chris Clover	6.0	1.8	0.7	19.0	Missed Dayton game with illness
G- #5 Nick Robinson	5.2	4.1	1.7	22.3	Scored 10 pts vs. UMass
OFF THE BENCH	PPG	RPG	APG	MPG	Notes
F- #20 Brendan Casper	4.4	3.3	1.0	16.5	Tied career-high w/ team best 9 rebs at Dayton
F- #34 Javon Baumann	2.7	3.6	0.1	13.4	Personal best 9 rebs in Drexel win
F- #32 Jai Williams	2.7	1.7	0.0	8.8	Tied career-high w/ 8 pts at Dayton
F- #10 Gerald Blount	0.5	0.5	0.0	2.7	Has played in six games
G- #3 Mike Booth	0.5	0.5	0.0	1.7	Has seen action in six games
G- #21 Kyle Thompson	0.2	0.5	0.2	2.0	Has played in six games
G- #13 Christian Vega	0.0	0.3	0.0	1.3	Junior walk-on in second year with team
G- #11 Toliver Freeman	0.0	0.0	0.0	1.0	Saw first action vs. Lafayette
INJURED					
G- #0 Lamarr Kimble	15.5	4.0	4.4	37.4	Fractured foot - out for season
G- #1 Shavar Newkirk	20.3	4.8	3.5	33.7	Leading scorer out for season with torn ACL
F- #22 Lorenzo Edwards	0.0	1.0	0.0	4.0	Out for season with shoulder injury
G- #24 Pierfrancesco Oliva	4.0	3.7	1.7	16.5	Sidelined for the season w/ knee injury

**HAWKS' ROSTER**

NO.	NAME	CL	POS	HT	WT	HOMETOWN	HIGH SCHOOL
0	Lamarr Kimble #	So.	G	6-0	190	Philadelphia, Pa.	Neumann-Goretti
1	Shavar Newkirk #	Jr.	G	6-0	180	New York, N.Y.	Cardinal Hayes
2	Charlie Brown	Fr.	F	6-7	185	Philadelphia, Pa.	St. Thomas More (Conn.)
3	Michael Booth	Jr.	G	6-3	200	Thornton, Pa.	Bishop Shanahan
5	Nick Robinson	Fr.	F	6-6	201	Chicago, Ill.	Kenwood Academy
10	Gerald Blount	Fr.	F	6-6	220	Suwanee, Ga.	Pomfret School (Conn.)
11	Toliver Freeman	Fr.	G	6-3	213	Baton Rouge, La.	Catholic
13	Christian Vega	Jr.	G	6-0	175	Guaynabo, P.R.	Colegio San José
15	Chris Clover	So.	G	6-3	213	Philadelphia, Pa.	St. Joseph's Prep
20	Brendan Casper	Sr.	F	6-6	213	Audubon, Pa.	Methacton
21	Kyle Thompson	Jr.	G	6-2	190	Mt. Laurel, N.J.	St. Joseph's Prep
22	Lorenzo Edwards #	Fr.	F	6-7	222	Lake Forest, Ill.	Lake Forest
23	Markell Lodge	So.	F	6-7	214	Washington, N.C.	Pace Academy
24	Pierfrancesco Oliva #	So.	F	6-8	201	Taranto, Italy	Bergen Catholic (N.J.)
25	James Demery	Jr.	F	6-6	198	Williamston, N.C.	Northside Christian Academy
32	Jai Williams	Jr.	F	6-9	240	Philadelphia, Pa.	Phila. Electrical Tech. Charter
34	Javon Baumann	Gr.	F	6-8	255	Solms-Oberbiel, Germany	Theodor-Heus

# injured - out for season

**Head Coach:** Phil Martelli (Widener '76) - 22nd year

**Assistant Coaches:** Mark Bass (Saint Joseph's '95) - 18th year; David Duda (Spring Garden '88) - 11th year; Geoff Arnold (Saint Joseph's '86) - 9th year

**Interim Director of Basketball Operations:** Thomas Boyle (Saint Joseph's '15)

**Athletic Trainer:** Bill Lukasiewicz (Springfield '88)

**Captains:** Javon Baumann, Brendan Casper, Lamarr Kimble

**PRONUNCIATION GUIDE**

Javon Baumann . . . . .ja-VON BOW (like now)-min  
 (Gerald) Blount . . . . .blunt  
 (Chris) Clover . . . . .CLOE-verr  
 Markell (Lodge) . . . . .mar-KELL  
 Shavar (Newkirk) . . . .shuh-VAR  
 Pierfrancesco (Oliva) .pe-AIR-fran-CHES-co  
 Jai (Williams) . . . . .Ji (rhymes with "eye")  
 (Bill) Lukasiewicz . . . .Lu-KAZ-uh-WITZ



**BROADCAST SCHEDULE**

Date	Opponent	EST	TV	Radio	Digital
Nov. 12	TOLEDO	7:00 p.m.		610	A10N
Nov. 14	COLUMBIA	7:00 p.m.		800	A10N
Nov. 18	vs. Loyola-Chicago +	12:30 p.m.		800	Flo
Nov. 20	vs. Ole Miss+	6:00 p.m.	CBSSN	610	
Nov. 21	vs. NC State +	6:00 p.m.	CBSSN	610	
Nov. 30	TEMPLE	7:00 p.m.	CBSSN	610	
Dec. 3	at Villanova	1:00 p.m.	CBSSN	800	
Dec. 11	at Drexel	6:00 p.m.		610	
Dec. 14	at Princeton	5:00 p.m.	ESPNU	610	WatchESPN
Dec. 18	at Illinois State	4:00 p.m.		610	ESPN3
Dec. 22	LAFAYETTE	7:00 p.m.		610	A10N
Dec. 30	GEORGE WASHINGTON	7:00 p.m.	CSN	610	
Jan. 3	at Rhode Island	7:00 p.m.	CBSSN	610	
Jan. 7	at Fordham	3:00 p.m.	NBCSN	610	NBC
Jan. 10	GEORGE MASON	7:00 p.m.	TCN/ASN	800	A10N
Jan. 14	RICHMOND	12:30 p.m.	NBCSN	800	NBC
Jan. 18	at Massachusetts	7:00 p.m.	TCN/ASN	610	ASN
Jan. 21	PENN (at Palestra)	7:00 p.m.		610	A10N
Jan. 24	at St. Bonaventure	7:00 p.m.	TCN/ASN	800	ASN
Jan. 28	LA SALLE	6:00 p.m.	CSN/ASN	610	ASN
Jan. 31	DAVIDSON	8:00 p.m.	TCN/ASN	610	ASN
Feb. 4	FORDHAM	6:00 p.m.	TCN/ASN	800	ASN
Feb. 7	at Dayton	8:00 p.m.	TCN/ASN	97.5	ASN
Feb. 11	MASSACHUSETTS	2:30 p.m.	NBCSN	800	NBC
Feb. 14	at VCU	6:00 p.m.	CBSSN	97.5	
Feb. 18	at La Salle &	4:00 p.m.	CBSSN	610	
Feb. 22	ST. BONAVENTURE	7:00 p.m.		800	
Feb. 25	at Saint Louis	4:30 p.m.	NBCSN	800	NBC
March 1	RHODE ISLAND	7:00 p.m.	TCN/ASN	610	ASN
March 4	at Duquesne	2:00 p.m.		610	
March 8-12	Atlantic 10 Championship (PPG Paints Arena, Pittsburgh, Pa.)				

\* Paradise Jam (St. Thomas, U.S. Virgin Islands)

ASN= American Sports Network; CBSSN= CBS Sports Network; NBCSN= NBC Sports Network; TCN= The Comcast Network; CSN= Comcast SportsNet; A10N= Atlantic 10 Network (atlantic10.com); Flo=FloHoops.com; NBC= NBCSports.com

610= 610 Sports (AM); 800= WTMR AM 800; 97.5= 97.5 FM THE FANATIC

**SERIES HISTORY**

**SAINT JOSEPH'S vs. VCU**

**All-Time Series:** VCU 5-4

**SJU Streak:** 1 win

**First Meeting:** 1/27/82, SJU 60-52

**Last Meeting:** 3/13/16, SJU 87-74

**Last SJU Win:** 3/13/16, 87-74

**Last VCU Win:** 1/5/16, 85-82

**Coach Martelli vs. VCU:** 3-3

**Last 5 Games**

Date	W/L	Score	Opponent
3/13/16	W	87-74	N
1/5/16	L	82-85	A
1/10/15	L	74-89	A
3/16/14	W	65-61	N
2/8/14	W	69-62	H

SJU's last two victories over VCU have come in the A-10 Championship game... The Hawks have won three of the last five meetings with the Rams, but are 0-3 all-time here in the Siegel Center.

**STATISTICAL COMPARISON**

	Saint Joseph's	VCU
Overall Record	10-14	20-5
Conference Record	3-9	10-2
Home Record	6-6	12-1
Away Record	3-6	6-2
Neutral Record	1-2	2-2
Points per Game	70.6	75.0
Opponent Points per Game	72.9	65.6
Field Goal Pct.	.418	.472
Opponent Field Goal Pct.	.433	.416
3-Pt. Field Goals Made per Game	6.0	6.1
3-Pt. Field Goal Pct.	.328	.345
Opponent 3-Pt. Field Goal Pct.	.356	.330
Free Throws Made per Game	15.2	14.5
Free Throw Pct.	.651	.713
Rebounds per Game	37.3	36.3
Opponent Rebounds per Game	35.9	33.2
Assists per Game	11.5	15.6
Turnovers per Game	11.8	13.3
Opponent Turnovers per Game	12.5	15.2
Blocks per Game	3.5	3.7



**PHIL MARTELLI**  
Head Coach

In 22 seasons as head coach at Saint Joseph's, **Phil Martelli** has built a program that is consistently one of the top in the conference, a perennial postseason participant and a key player on the national scene. In doing so, he has earned his place among the top coaches in the school's storied history and has become one of the more respected coaches in the game.

Martelli is the Hawks' all-time leader in career victories with a mark of 413-287. Setting the school record for wins in a season (30) in 2004, Martelli has guided SJU to 20 or more victories nine times in the past 21 seasons, which is the most for any Hawks' coach. His record of 201-151 in Atlantic 10 play is the most conference wins for any active coach and ranks second all-time in the league.

Seven of Martelli's players have reached the NBA, with three First Round draft picks - DeAndre' Bembry (2016), Jameer Nelson (2004) and Delonte West (2004) - and a second-round selection Ahmad Nivins (2009). Dwayne Jones and Ronald Roberts, Jr. each had NBA stints while undrafted free agent Langston Galloway earned All-Rookie Second Team honors with the New York Knicks in 2014-15. Nelson (Denver), Galloway (New Orleans) and Bembry (Atlanta) are currently playing in the NBA.

Martelli has been at his best when it counts the most as his 18 postseason wins (7 NCAA, 11 NIT) are the most in school history. He has taken SJU to the postseason in four of the last five years, and 13 times in his 21 seasons at SJU.

Saint Joseph's 2015-16 team made its mark as one of the best in school history, compiling a 28-8 record for the second-most victories for a Hawk team. SJU won its second A-10 title in three seasons and advanced to the NCAA Second Round for the first time since 2004. Martelli, who recorded his 400th career win, earned Big 5 Coach of the Year honors as the Hawks were the third most improved team in the nation. He also had two of the best players in the league, as DeAndre' Bembry was the A-10 Player of the Year and Isaiah Miles was the Most

Improved Player, with both earning All-Conference honors.

He has also served the game of basketball as a Past President of the NABC's Board of Directors and as member of the NCAA Division I Men's Ethics Coalition. In 2016, he was honored with the Gene Bartow Award by Collegen insider.com for outstanding achievement and contributions to the game.

The 2014-15 Hawks were challenged after losing three All-Conference players from the 2014 A-10 champion team, but saw the emergence of sophomore DeAndre' Bembry as he topped the A-10 in scoring and earned All-Conference First Team honors.

In 2013-14, Martelli and his veteran team turned in one of the more memorable seasons in school history, adding another A-10 Championship to his résumé. The Hawks, led by seniors Langston Galloway, Halil Kanacevic and Ronald Roberts, Jr., won 20 of 26 games from mid-December and captured the school's third conference title and its first since 1997. SJU went 24-10 and reached the NCAA Tournament for the sixth time under Martelli, falling to eventual champion Connecticut.

The 2012-13 season saw an experienced Saint Joseph's squad reach the Atlantic 10 Quarterfinals and earn a second consecutive NIT bid, for the 11th postseason berth in Martelli's career.

In 2011-12, Martelli and the Hawks became one of nine teams in the nation to win 20 games after losing 20 the previous season, and also returned to the postseason with an NIT bid. Five different players received Atlantic 10 honors, the most ever for the Hawks. SJU also scored two wins over Top 25 teams (Creighton and Temple) and Martelli became SJU's all-time leader in victories.

Martelli guided young squads in 2010-11 and 2009-10, after coming off a 2008-09 season that saw the Hawks go 17-15 for his ninth consecutive winning season. Among the highlights of '08-09 was Ahmad Nivins becoming the third Hawk in six years to garner the Atlantic 10's Player of the Year Award. Nivins was also chosen by the Dallas Mavericks in the 2009 NBA Draft, becoming the third Martelli player drafted.

The 2007-08 Hawks reached the Atlantic 10 Championship game for the third time in four years and earned the program's 19th bid to the NCAA Tournament, and Martelli's fifth. The 11th-seeded Hawks fell to sixth-seeded Oklahoma in the NCAA First Round, while ending the year at 21-13.

Martelli turned in another top-notch coaching performance in 2005-06, as the Hawks went from a 10-12 record to win eight consecutive games to reach the Atlantic 10 championship game for the second year in a row. SJU earned its sixth consecutive postseason bid to the NIT.

In 2004-05, Martelli turned in perhaps a more remarkable coaching job than in 2003-04 when he was the consensus

**THE MARTELLI FILE**

**Career Record:** 413-287 (22 years)  
**Atlantic 10 Record:** 201-151  
**Postseason Record:** 18-13 (overall); 7-7 (NCAA Tournament)

**Birthdate:** August 31, 1954

**Hometown:** Media, Pa.

**Education:** Widener University, 1976

**Playing Career:** Widener University, 1972-76

**College Coaching Career:** Head Coach, Saint Joseph's University, July 20, 1995 to present; Assistant Coach, Saint Joseph's, 1985-86 to 1994-95.

**Family:** Wife, Judy; children - Phil, Jr., Jimmy, Elizabeth; grandchildren Philip Stephen, Marra, Avery, Brynley, Madalyn and Nolan.

**Honors:** 2004 Consensus National Coach of the Year; Atlantic 10 Coach of the Year (2005, 2004, 2001, 1997); USBWA District Coach of the Year (2004, 1997); Philadelphia Big 5 Coach of the Year (2016, 2004, 1997, 1996); Honorary Doctorates - Widener University 2004, Cabrini College 2006, Immaculata University 2010.

National Coach of the Year. Faced with the loss of two NBA first-round draft picks, Martelli guided SJU to 21 wins in the calendar year of 2005 to post a 24-12 record. Saint Joseph's posted the conference's best record (14-2), won its fifth straight regular-season title to tie the league record, earned the A-10's top seed and reached the title game. He was named the Atlantic 10 Coach of the Year for the second straight season and the fourth time in his career. SJU made an exciting six-game run in the NIT, falling in the title game.

In 2003-04, Martelli guided a focused and unselfish squad that became the most compelling story in college basketball. The Hawks went undefeated in the regular season, reached the pinnacle as the top-ranked team in the nation and earned the school's first-ever number-one seed in the NCAA Tournament, while advancing to the Elite Eight. Jameer Nelson was the consensus National Player of the Year and with teammate Delonte West, were both first-round selections in the NBA Draft. SJU opened the season ranked 12th in the polls and moved up throughout the year, taking the top spot on March 8, 2004, for the first time ever, while finishing fifth in the polls, for SJU's highest final ranking since 1966.

Martelli joined with Nelson to sweep the national coach and player awards, marking one of the few times in history that the top player and coach were from the same school. He was also the Atlantic 10 Coach of the Year for the third time and a repeat winner of the Big 5 Coach of the Year award.

A 1976 graduate of Widener, Martelli began his career on Hawk Hill with SJU's 1985-86 NCAA Tournament team. After 10 years as an assistant at Saint Joseph's, Martelli was named the 14th coach in school history on July 20, 1995, and just the third non-alumnus to to guide SJU.

Martelli burst onto the scene in his first season (1995-96) and took the squad to the NIT championship game. He followed that in 1996-97 with the Atlantic 10 regular season and tournament titles, along with a berth in the NCAA Sweet 16.

Prior to his arrival at SJU, Martelli spent seven years as head basketball coach at Bishop Kenrick High School and had a stint as assistant coach at Widener, helping guide the Pioneers to the 1978 NCAA Division III Final Four.

As a point guard at Widener, he was part of the NCAA Tournament teams in 1975 and 1976, and set the school's single season and career assist marks.

Martelli and his wife, Judy, a former basketball player with the national champion Immaculata College teams in the 1970s, have three children - Phil, Jr., Jimmy and Elizabeth. Phil, Jr. and and Elizabeth are both Saint Joseph's graduates. The Martelli's have six grandchildren - Philip Stephen, Marra, Avery, Brynley, Madalyn and Nolan.

**MARTELLI YEAR-BY-YEAR (22 seasons)**

YEAR	OVERALL			ATLANTIC 10			POSTSEASON
	W	L	PCT	W	L	PCT	
1995-96	19	13	.594	9	7	.562	NIT Runner-up
1996-97	26	7	.788	13	3	.812 *	NCAA Sweet 16
1997-98	11	17	.393	3	13	.187	
1998-99	12	18	.400	5	11	.312	
1999-00	13	16	.448	7	9	.437	
2000-01	26	7	.788	14	2	.875	NCAA 2nd Round
2001-02	19	12	.613	12	4	.750	NIT 2nd Round
2002-03	23	7	.767	12	4	.750	NCAA 1st Round
2003-04	30	2	.937	16	0	1.000	NCAA Elite Eight
2004-05	24	12	.667	14	2	.875	NIT Runner-up
2005-06	19	14	.575	9	7	.562	NIT 2nd Round
2006-07	18	14	.562	9	7	.562	
2007-08	21	13	.617	9	7	.562	NCAA 1st Round
2008-09	17	15	.530	9	7	.562	
2009-10	11	20	.343	5	11	.312	
2010-11	11	22	.333	4	12	.250	
2011-12	20	14	.589	9	7	.562	NIT 1st Round
2012-13	18	14	.562	8	8	.500	NIT 1st Round
2013-14	24	10	.705	11	5	.687 *	NCAA 1st Round
2014-15	13	18	.419	7	11	.389	
2015-16	28	8	.778	13	5	.722*	NCAA 2nd Round
2016-17	10	14	.435	3	9	.272	
<b>Totals</b>	<b>413</b>	<b>287</b>	<b>.590</b>	<b>201</b>	<b>151</b>	<b>.571</b>	<b>6 NCAA, 6 NIT</b>

\* Atlantic 10 Champion

**LAST TIME OUT:** Saint Joseph's fell behind early and couldn't recover, dropping an 87-76 decision to Massachusetts at Hagan Arena. **Charlie Brown** led Saint Joseph's with 15 points, on 4-of-8 three-pointers, to go along with eight rebounds. The Hawks' leading scorer **Lamarr Kimble** had 12 points and six assists before leaving the game with a fracture in his foot that ended his season. **Nick Robinson** added 10 points for SJU. Donte Clark hit four three-pointers in the first three minutes as UMass staked a quick 14-5 lead and led for all but two minutes of the entire contest. Down 55-45 with 13 minutes to play, the Hawks went on a 10-0 run with six points from Brown and four from **Javon Baumann** to force the first tie, 55-55, since the opening minute of the game. UMass broke the tie right away, scoring seven straight points to go back up 62-55. Seven straight points stretched the UMass lead to 71-59 with 4:37 to go and from that point, the Minutemen converted 10-of-13 from the foul line to secure the win. The Hawks played the last part of the second half without Kimble at full strength as he suffered the injury with over 12 minutes to play. He hit a three-pointer immediately after that but left the game briefly at 8:58 and returned for a few minutes before leaving the game for good with 4:27 to play and the Hawks trailing by 12 points.

**LAST TIME VS. VCU:** The teams last met in the 2016 Atlantic 10 Championship as Saint Joseph's scored an 87-74 win to capture its second conference title in three years. **DeAndre' Bembry** led all scorers with 30 points while **Isaiah Miles**, the tournament's Most Outstanding Player, scored 26 points and added 12 rebounds. Senior **Aaron Brown** joined the pair on the All-Championship Team, chipping in with 13 points, including 10 in the first half, while **Lamarr Kimble** dished out a career-high nine assists. Saint Joseph's never trailed in the second half after leading by nine at the break. SJU quickly pushed the lead to 15 and VCU pulled to within 57-44 with 14 minutes remaining, but the Hawks went on a 13-5 run over the next five minutes to expand the lead. Things tightened up and the Rams hit on five of the ensuing six free throws to cut the margin to 70-54. That sparked a 14-5 VCU run to get within seven at 75-68 with 4:28 to go. Miles hit a pair of free throws on the next possession, and then Bembry hit a layup to push the lead back to 79-68. Brown made 1-of-2 to give the Hawks a 12-point lead and Bembry then converted a three-point play to make it an 83-70 game with 2:22 to play.

**THE HITS KEEP COMING:** You can pick from any number of terms - snakebitten, unlucky, cursed, jinxed - but they could all describe what SJU has faced this year with injuries. The latest blow is that leading scorer **Lamarr Kimble** will be sidelined for the rest of the season after sustaining a fracture in his foot during the Hawks' loss to Massachusetts (Feb. 11). He has a fracture in the fifth metatarsal of his left foot which will require surgery and two months of recovery. Kimble, a sophomore point guard, led the Hawks in scoring with 15.5 points per game, as well as assists with 4.5 per game. He scored double figures in 19 games, with five games of 20 points or more. This is the second season-ending injury to a Hawks' leading scorer and point guard as junior **Shavar Newkirk** suffered a torn ACL on December 30 after leading SJU with a career-best 20.3 scoring average. Kimble is also the fourth SJU player to be sidelined for the year as sophomore **Pierfrancesco Oliva** was declared out for the year in June because of a chronic knee condition that required surgery. Freshman forward **Lorenzo Edwards** also underwent shoulder surgery in December because of a recurring injury. "We're obviously disappointed for 'Fresh'. We'll certainly miss his on the court skills and do expect, as Shavar has done, that he will continue to be prominent in a leadership role. Speaking for the program, we're all disappointed but not discouraged. Our challenge now is to exemplify 'the Hawk will never die' spirit," said coach **Phil Martelli**. This marks the most number of significant injuries in Martelli's 22 years at Saint Joseph's.

**DEPLETED SQUAD:** With **Lamarr Kimble** being the latest Hawk forced to the sidelines with an injury, SJU is now down to 13 healthy players, nine of which are scholarship players.

**TOP ROOKIE:** **Charlie Brown** was named the Atlantic 10 Rookie of the Week on Feb. 13 for the third time this year. He averaged 16.0 points and 6.5 rebounds in two games, while making eight three-pointers.

**KIMBLE IN THE CLUTCH:** **Lamarr Kimble** has repeatedly shown that he's the Hawks' go-to guy in the clutch and in fact, showed that a few times in the Fordham game. He made a three-pointer with :07 left in regulation to put the Hawks ahead, but Fordham tied it with a last-second layup. Kimble sent the game into the second overtime with a pair of free throws at :05 of the first overtime. With :07 left in the second overtime, he made two free throws to tie the game again, but Fordham's Antwoine Anderson hit the game-winning three at the buzzer. Kimble does have one game-winning shot this season, as he hit a short jumper with 15.8 seconds to go to lift the Hawks over La Salle, 73-72, on Jan. 28. It was the second gamewinner of his career as his three-pointer in overtime helped defeat Temple on Dec. 13, 2015.

**GIVING IT THEIR ALL:** The Hawks entered the game at Dayton with only 10 healthy players as **James Demery** and **Chris Clover** were ill and couldn't make the trip. **Brendan Casper** and **Nick Robinson** were inserted into the starting lineup and each played career-highs in minutes. A total of eight players got into the game for SJU, but only six saw significant minutes. Saint Joseph's showed a lot of heart and gave Dayton a run, being tied at halftime and within three points in the final four minutes. The Hawks also shot a season-high 92.3 percent from the foul line in the 77-70 loss.

**TERRIBLE TUESDAYS:** The Hawks have an unusual amount of games on Tuesdays this year and they are winless so far in five tries.

**EXTRA TIME:** The Fordham game marked the first double-overtime contest for SJU since Feb. 29, 2012, a loss at St. Bonaventure. With a thin bench, the Hawks have logged many minutes this year and they certainly did against Fordham. **Lamarr Kimble** played all 50 and **Charlie Brown** (46), **James Demery** (44) and **Markell Lodge** (36) each established new career-highs for minutes played.

**LID ON THE BASKET:** Free-throw shooting is a glaring weakness as the team is hitting just 65.1 percent from the line and has shot 60 percent or below eight times this year. In conference games, the Hawks are converting 61.9 percent from the line. Against Fordham, SJU couldn't take advantage of 26 fouls committed by its opponent and went 24-for-40 from the foul line in the double overtime loss. One of their best free-throw shooters (**Shavar Newkirk** at 84.7%) is on the sidelines and **Charlie Brown** is the only player hitting over 80 percent, at 86.0, to rank third in the A-10. The team ranks 308th in the nation in free throw percentage.

**REVERSAL OF FORTUNE:** The Hawks actually broke their four-game streak of shooting 60 percent or less from the foul line at Dayton. The team converted a season-best 92.3 percent from the line, led by **Lamarr Kimble's** 7-for-8 effort.

**WORKING OVERTIME:** Before his injury, **Lamarr Kimble** played a lot of minutes this year. Prior to **Shavar Newkirk** being sidelined, the guards were seeing career-high numbers in minutes played, with Kimble averaging 35.5 and Newkirk at 35.1. Kimble averaged 37.4 minutes per game, the second most in the Atlantic 10, and fourth highest in the nation. In conference games, however, he couldn't do much more as he was play-

ing 39.8 minutes per game, the highest in the league. Kimble played all 40 minutes seven times this year, including a career-high 50 in the double-overtime game with Fordham.

**MINUTE BY MINUTE:** Lamarr Kimble's minutes per game average this season will rank among the top efforts for a Hawk. DeAndre' Bembry owns the highest average in SJU history and Kimble's not far behind. Here's the all-time list for minutes per game in a season:

1. DeAndre' Bembry	'14-15	38.6
2. Ron Righter	'74-75	37.6
3. Lamarr Kimble	'16-17	37.4
4. Dwayne Lee	'05-06	37.4
5. DeAndre' Bembry	'15-16	37.2

**LUCKY CLOVER:** Sophomore Chris Clover had the breakout game the Hawks were hoping for against La Salle. He established a new career-high of 13 points in the first seven minutes and had 16 points by half-time. Clover finished the game with a personal best 21 points on 8-for-11 shooting, and 4-of-5 three-pointers, along with five assists. He also saw a career-high 34 minutes of action in the win, and now has four double-figure games this year.

**EYE ON JAI:** Jai Williams has been giving the Hawks solid minutes off the bench. At Dayton, the junior tied his career-high with eight points on 4-for-4 shooting. In the win over La Salle, Williams played a personal best 25 minutes and grabbed a career-high eight rebounds. He had six points, going 3-for-4 at St. Bonaventure, and Phil Martelli recognized Williams for his play in the first half in the Penn win.

**AFTER THE FALL:** Shavar Newkirk's injury has definitely had a major impact on the Hawks. Here's a comparison of SJU's stats prior to the GW game and the games he has missed (beginning with Rhode Island):

	1st 11 games*	Since Jan. 3 (12 games)
Record	6-5	3-9
Scoring Avg.	73.2	68.4 (821 pts)
FG%	.425	.430 (282-656)
3-Pt FG%	.330	.324 (68-210)
FT%	.675	.637 (189-294)
Turnovers/game	11.4	13.0 (156)

\* Stats do not include GW game

**CHARLIE IN CHARGE:** Charlie Brown had a key stretch in the La Salle win in which he had 10 points in a span of four minutes when the Explorers had taken the lead. The freshman ended that run with two free throws that tied the game with 6:19 to play. Brown, who finished the game with 15 points and made 7-of-8 from the foul line, has scored double figures 18 times this year. He reached a career-high with 22 points in the double-overtime loss to Fordham.

**LOSING IT:** The Fordham loss marked the fourth time that Saint Joseph's has held a double-digit lead, only to lose it. The largest lead lost was at St. Bonaventure on Jan. 24, as the Hawks were up by 18 points at 14:59 of the second half, but suffered the 67-63 defeat. SJU lost a 15-point lead to Fordham in the double-overtime loss as well as a 12-point lead at Massachusetts and an 11-point lead to NC State.

**TALE OF TWO HALVES:** SJU staked an 18-point lead in the first half at St. Bonaventure, shooting 6-of-11 from three-point range, and 54.8 percent from the field. The Hawks went cold in the second half, making just 8-of-29 field goals and 1-of-11 three-point attempts, en route to the loss.

**DIGGING A HOLE:** The Hawks fell behind early to Davidson and couldn't recover, although they were within 10 points for most of the half. James

### HONOR ROLL

<b>Charlie Brown</b>	Atlantic 10 Rookie of the Week (1/2*, 1/23, 2/13)
<b>Shavar Newkirk</b>	Atlantic 10 Player of the Week (11/14*) Big 5 Player of the Week (12/12*)
<b>Phil Martelli</b>	Phila. Sports Writers Assoc. "Good Guy" Award

\* denotes shared honor

### HAWK DOUBLES

	Double-Figure Points		
	'16-17	Streak	Career
Lamarr Kimble	20	8	32
Charlie Brown	18	10	18
James Demery	10	--	34
Brendan Casper	3	--	3
Markell Lodge	3	--	3
Chris Clover	4	--	4
Nick Robinson	3	1	3
Javon Baumann	--	--	1
Shavar Newkirk	12	13*	24

	20-plus Point Games		
	'16-17	Streak	Career
Lamarr Kimble	5	--	5
James Demery	1	--	1
Charlie Brown	1	--	1
Chris Clover	1	--	1
Shavar Newkirk	8	--	7

	Double-Figure Rebounds		
	'16-17	Streak	Career
Markell Lodge	1	--	1
James Demery	1	--	1

	Double-Figure Assists		
	'16-17	Streak	Career
Lamarr Kimble	1	--	1

	Double-Doubles		
	'16-17	Streak	Career
James Demery	2	--	2
Lamarr Kimble	1	--	1

\* dating back to last season

### HAWK LEADERS

(number of games led in each category; includes shared highs)

	Points	Rebounds	Assists	Steals	Blocks
Shavar Newkirk	8	2	5	3	0
Lamarr Kimble	11	3	16	10	1
James Demery	3	6	1	2	3
Markell Lodge	0	3	0	2	9
Chris Clover	1	0	2	3	0
Charlie Brown	2	7	1	6	6
Javon Baumann	0	2	0	2	7
Nick Robinson	0	2	3	4	5
Brendan Casper	0	2	0	6	0
Jai Williams	0	0	0	1	0

Demery saw just 18 minutes of action after battling an illness early that week. Davidson shot 53.6 percent from the field in the first half, and SJU couldn't recover, making just 9-of-30 in the second half.

**AT THE LINE:** Saint Joseph's performance from the foul line helped it earn the win over Penn, as the Hawks connected on a season-high 31 free throws. SJU went to the line 46 times, as Penn was whistled for 32 fouls. Lamarr Kimble (9-for-11) and James Demery (9-for-12) led the way, while Charlie Brown converted 7-for-8. Entering the game, SJU was hitting just 65 percent from the stripe. The 72.1 percent effort was the

best since the Hawks shot 78.3 percent at Illinois State. SJU's season best was 92.3 percent at Dayton.

**CHANGE FOR CHARLIE:** Senior **Brendan Casper** made the first start of his career against Fordham in place of **Charlie Brown**, who was late for an academic appointment. The few minutes on the bench might have energized Brown as he scored nine points in two minutes, hitting three three-pointers once he entered the game. The freshman finished the contest with a career-high 22 points, while hitting a personal-best six three pointers, which is the most for a Hawk this year.

**KEEPING IT FRESH:** After a few games with a high number of turnovers, **Lamarr "Fresh" Kimble** looked like his old self against Penn at the Palestra, leading the Hawks to the win. Kimble had a game-high 23 points, shot 9-for-11 from the foul line, handed out five assists and most importantly, had just two turnovers. Coach **Phil Martelli** hadn't given up on his point guard, saying, "First of all his leadership hasn't changed at all. He's been very forceful, very accountable. He just has not played well. But I'm with him. He's with me. And we'll ride this out."

**DOUBLE-UP:** **James Demery** recorded the first double-double of his career with 19 points and a career-high 11 rebounds at Massachusetts. It was the first SJU double-double since DeAndre' Bemby posted one against Oregon in the NCAA Tournament last March. Demery had the second of his career with 13 points and 10 rebounds against La Salle.

**WHAT CAN BROWN DO FOR YOU:** With **Shavar Newkirk** on the sidelines, freshman **Charlie Brown** is the Hawks' deep threat, hitting a team-high 40 percent from three-point range. He connected on a career-high six three-pointers against Fordham on Feb. 4.

**DEVASTATING BLOW:** Junior **Shavar Newkirk** will miss the rest of the season after suffering a torn ACL in his left knee in the win over GW (Dec. 30) and will undergo surgery. Newkirk keyed the Hawks' comeback from 12 points down in the first half, and was about to score his sixth straight point on a fast break, when he went down with the non-contact injury. He finished the game with 10 points and SJU won, 68-63. Newkirk was the Hawks' leading scorer, averaging 20.3 points through 12 games, and had scored 20-plus points in eight games, reaching a new career-high of 28 points. Newkirk topped the Hawks in free-throw percentage (.847) and averaged 3.5 assists per game, while hitting 46.6 percent of his field goal attempts. "This is certainly disappointing to all of us in the Saint Joseph's basketball program. Our thoughts and concern go out to Shavar and his family," said **Phil Martelli**. "We're fully supportive of him, academically and socially, and as he makes his return to the basketball court, bigger, stronger and better than ever. His teammates have expressed the same level of support."

**START IT UP:** Injuries and illnesses have shaken up the starting lineup this year and that will happen again in **Lamarr Kimble's** absence. **Chris Clover** has started 10 games in place of **Shavar Newkirk**. **James Demery** returned to the starting lineup at Fordham for **Nick Robinson**, who replaced Demery while he was sidelined. Here's a rundown of the Hawks' starting lineups this season with the number of games:

- Kimble, Newkirk, Brown, Demery, Lodge - 1 game
- Kimble, Newkirk, Brown, Robinson, Lodge - 11 games
- Kimble, Clover, Brown, Robinson, Lodge - 1 game
- Kimble, Clover, Casper, Robinson, Lodge - 1 game
- Kimbler, Brown, Casper, Robinson, Lodge - 1 game
- Kimble, Clover, Brown, Demery, Lodge - 9 games

**FROM THE ARC:** There's a big disparity in the Hawks' three-point shooting and that of their opponents. SJU's foes have outscored the Hawks,

**STATS BY HALF**

Points	High: 50 vs. Columbia (1st) Low: 21 at St. Bonaventure (2nd)
Rebounds	High: 34 at Princeton (2nd) Low: 8 vs. George Washington (1st)
Assists	High: 10 at Fordham (1st); vs. Ole Miss (1st); vs. Columbia (1st) Low: 2 vs. George Mason (1st)
FG%	High: 60.7% at Fordham (1st) Low: 25.0% at Villanova (1st)
3-pt FG%	High: 55.6% vs. Temple (2nd); vs. Toledo (1st) Low: 9.1% at St. Bonaventure (2nd)
FT%	High: 90.9% at Dayton (2nd) Low: 27.3% vs. George Washington (2nd)

**INDIVIDUAL HIGHS BY HALF**

Points	17, Shavar Newkirk vs. Lafayette (1st)
Rebounds	7, James Demery vs. La Salle (1st)
Assists	7, Lamarr Kimble at Princeton (1st)
Blocks	2, (4x) last by Javon Baumann vs. Massachusetts (2nd)
Steals	3, Shavar Newkirk vs. Ole Miss (1st)
FG Made	6, (5x), last by Chris Clover (1st)
3-pt FG Made	4, Lamarr Kimble vs. Loyola Chicago (2nd);
FT Made	9, Lamarr Kimble vs. Penn (2nd)

678-432 from the three-point line. Saint Joseph's is converting 32.8 percent of its three-point attempts while the opponents are hitting 35.6 percent. Saint Joseph's is averaging 18.3 three-point field goal attempts per game, while the opponents are taking 26.4 threes per game. The Hawks rank 290th in the nation in three-pointers made per game (6.0).

**LEAPING LODGE:** **Markell Lodge** has been using his tremendous leaping ability to be an offensive weapon for the Hawks. The sophomore scored a career-high 11 points at UMass, on 5-of-6 shooting with either layups or dunks. He's converting 75.3 percent from the field this year.

**GIVEAWAYS:** Coming off an impressive game against GW when they had only three turnovers, the tide turned quickly on the Hawks at Rhode Island as SJU gave the ball away a season-high 17 times. Saint Joseph's matched that number with 17 vs. Richmond and followed that with 16 at Massachusetts. They decreased the number against Penn, committing only seven, for the first time in six games that the Hawks had single-digit turnovers. Despite those numbers, SJU ranks third in the league and 34th in the nation in fewest turnovers (284).

**HANDS OFF:** As they have in the past few years, the Hawks are limiting their personal fouls and now average 17.2 per game. They are second in the A-10 and rank 38th in the nation in fewest fouls with 414. At one point last year, SJU led the nation in fewest fouls and only had 10 disqualifications.

**TAKING SHOTS:** **Lamarr Kimble** took on a great deal of responsibility this year, especially after **Shavar Newkirk's** injury. The point guard averaged a team-high 14.0 field goal attempts per game, and his total of 351 shots is 102 more than the next highest by a Hawk (249) by **Charlie Brown**. Kimble took a season-high 18 attempts versus both George Mason and Dayton.

**HE'S BACK:** **James Demery** has been a welcome return to the court after missing 10 games with an injury. The junior returned to action against GW and had his first double-figure game with 17 points and eight rebounds at Rhode Island. Demery returned to the starting lineup at Fordham and responded with a career-high 27 points to go along with six rebounds, followed by a 16-point, six-rebound effort vs. George Mason.

The junior notched the first double-double of his career in a losing cause as he had 19 points and a career-high 11 rebounds at UMass and posted his second against La Salle (13 pts, 10 rebs). Demery was a starter as a freshman and was the sixth man for the 2016 A-10 champion team. His return gave SJU's defense a boost as he is regarded as the team's best defender. He's scored double figures 10 times this year and has two double-doubles.

**CHARTING CHARLIE:** **Charlie Brown** was named the Atlantic 10 Rookie of the Week for January 23, and for the second time this season. The freshman averaged 15.0 points and 7.5 rebounds in the Hawks' 1-1 week. Brown set new career-highs with 19 points and nine rebounds in Saint Joseph's win over Penn, which snapped a three-game losing streak. He shot 7-for-8 from the foul line in the game. Earlier in the week, he had 11 points and grabbed six rebounds in the Hawks' loss at Massachusetts.

**THE GOOD GUY:** **Phil Martelli** received the "Good Guy Award" from the Philadelphia Sports Writers Association on Feb. 3 at the 113th annual PSWA banquet. Martelli, always helpful and accessible to the media in good times and bad, capped off a strong 2015-16 season by storming through the Atlantic 10 Tournament, to win the Hawks' second title in three years and earn an eighth seed in the NCAA Tournament. The Hawks then defeated No. 9 Cincinnati for their first NCAA Tournament win since 2004 before bowing to Oregon in the second round, finishing at a stellar 28-8. The conference title was the second in the last three years for Martelli, a four-time A-10 Coach of the Year.

**BIG HONOR:** Saint Joseph's great Jameer Nelson is among the seven individuals who will be inducted into the Big 5 Hall of Fame this year. Joining Nelson in the Class of 2017 are: Carlene Hightower (La Salle) Ibrahim Jaaber (Penn), Lynn Greer (Temple), Randy Foye (Villanova) George Raveling (Villanova), and Philadelphia Inquirer sportswriter Bill Lyon. The Hall of Fame induction ceremony will take place at the Palestra on April 17. Nelson is Saint Joseph's all-time leader in points (2,094) and assists (713) in a career that spanned from 2000 to 2004. He was the Consensus National Player of the Year in 2004 as he led the Hawks to a best-ever 30-2 season, which included a number-one ranking, 27 straight wins, a top seed in the NCAA Tournament and a berth in the NCAA Elite Eight.

**LONGTIME HAWK:** Assistant coach **Mark Bass** is the nation's third longest-tenured assistant coach at one school with 18 years. He is tied with Brian Dutcher of San Diego State. The only assistants who have been at one place longer are Mike Hopkins of Syracuse (21) and Brian Ayers of Belmont (19).

**BRENDAN'S BEST:** Former walk-on **Brendan Casper** has contributed for the Hawks this year. At Fordham, he matched his career-high with 10 points and handed out a personal best five assists. He notched his second straight game of 10 points against George Mason.

**FALLING SHORT:** The Hawks fell behind late in the first half vs. Richmond as the Spiders took a 41-28 halftime lead. And after Richmond increased it to 18 points early in the second half, the Hawks made a comeback to come within 65-64 late in the second half. But SJU couldn't convert on the final possessions and lost, 70-66. Coach **Phil Martelli** didn't consider it as a moral victory, however, saying, "They didn't hear from me that they did a good job. I don't listen to it. I don't buy it. There are things that we can take out of that (comeback), but only if we're better on Monday. Seventeen turnovers. There's nothing about 'Nice effort.'"

**MAGIC NUMBER:** The victory over Fordham was the 200th Atlantic 10 win of **Phil Martelli's** career. Martelli owns the most conference wins

(201) of any active coach, and the second most all-time in the league behind Temple's John Chaney (296).

**NO "I" IN TEAM:** The GW win was a team effort in the second half as the Hawks rallied without **Shavar Newkirk** as everyone chipped in. Among those contributing were **Chris Clover**, who scored seven points in 13 minutes of action in the second half, and **Nick Robinson**, who had a key steal and rebound in the final 30 seconds to preserve the win.

**WELL-GUARDED:** Prior to **Shavar Newkirk's** injury, Saint Joseph's backcourt of Newkirk and **Lamarr Kimble** had combined to score 49 percent of the Hawks' 641 points and both exceeded their career-highs this year. Newkirk had a career-high 28 points in the opener vs. Toledo, with Kimble bettering his career-high by scoring 16 points. Kimble then increased his personal best vs. Columbia with 19 points, and again with 26 points against Loyola Chicago. Newkirk had recorded 20-plus points in eight of 12 games this year.

**DERAILED:** The loss of a team's leading scorer to injury is devastating enough, but **Shavar Newkirk's** is even more disappointing as was having an All-League season, with career-best numbers. His performance was reminiscent of Isaiah Miles' from last season, when he was one of the most improved players in the nation. Miles had increased his scoring average by seven points up to 18.1 per game; Newkirk had an even bigger increase in his scoring average, from 8.0 points to 21.2 per game.

**FRESH APPROACH:** Sophomore tri-captain **Lamarr "Fresh" Kimble** started the season bettering his career-high for the third time in three games with 26 points vs. Loyola Chicago. Kimble shot 10-for-17 from the field and made a personal best five three-pointers. It marked the first 20-plus point game of his career. He had four on the season after scoring 24 points in two overtimes versus Fordham.

**BOOST FROM BRENDAN:** Senior **Brendan Casper** scored a career-high 10 points in the win at Drexel, including a stretch of six straight during an 8-0 run in the first half. The former walk-on is now in the rotation and saw a personal-best 23 minutes of action against both Drexel and Columbia. After the Columbia game, **Phil Martelli** said, "Brendan's three charges and activity, energy, and confidence. He doesn't just 'have a scholarship.' He's a scholarship player now, and he approached it like that. He has approached every day in practice like that."

**BAUMANN'S BOARDS:** Graduate student **Javon Baumann** came up big for the Hawks in the win at Drexel. He was 3-for-3 from the field and recorded a new career-high of nine rebounds while playing a season-high 22 minutes. Baumann also had a block on one of Drexel's final attempts with two seconds to go.

**MARKELL'S MARK:** Redshirt sophomore **Markell Lodge** has been solid in his first season of significant playing time. He recorded a new career-high with 10 points on 5-for-7 shooting at Rhode Island and matched that in the next game at Fordham. Against Temple, he scored nine points and grabbed five rebounds, while playing a personal best 24 minutes. He reached a new career-high with 10 rebounds at Villanova and then had nine rebounds and a career-high three blocks at Princeton.

**RALLY CAPS:** The win over George Washington marked the largest deficit overcome by the Hawks for a victory this season. SJU trailed by 12 points in the first half but cut it to six at halftime, before taking their first lead in the second half. Saint Joseph's also overcame an 11-point deficit at Drexel early this season.

**RAINING THREES:** Against Temple, the Hawks connected on a season-best from behind the arc, going 12-for-23. **Shavar Newkirk** led the way with 4-of-6, while **Charlie Brown** and **Lamarr Kimble** each had three. It was the most three-pointers for the Hawks since they had 10 at Massachusetts on Feb. 24, 2016. The Hawks bettered that number by going 11-for-23 against Fordham on Feb. 4 as **Charlie Brown** led the way with a career-high six threes.

**BIG BOARDS:** Saint Joseph's dominated the boards at Princeton, outrebounding the Tigers, 58-34, in total rebounds and 19-7 on the offensive glass. It was the most total rebounds for SJU since the Hawks had 50 at St. Bonaventure on Jan. 14, 2009.

**CHARGE IT:** Senior **Brendan Casper** has a knack this year for taking charges and has taken them in multiple games all season long. Casper took three in the first half against Columbia and had two vs. Drexel.

**NICK OF TIME:** Freshman **Nick Robinson** bettered his season-highs with 14 points and eight rebounds against Richmond. Robinson replaced **James Demery** in the starting lineup beginning with the second game, after Demery was diagnosed with a stress fracture.

**A-10 ACCOLADES:** **Shavar Newkirk** was named the Atlantic 10 Co-Player of the Week for Nov. 14, marking his first conference honor. Newkirk scored a career-high 28 points and grabbed a personal best seven rebounds in the Hawks' season-opening win over Toledo. He was also named the Big 5 Co-Player of the Week on Dec. 12, for the first time in his career. His three-point play with 10.7 seconds left proved to be the deciding points in the win over Drexel.

**AN OLDER PRESENCE:** **Phil Martelli** cited the play of graduate student **Javon Baumann** in the Columbia win. Baumann played 16 minutes and topped the team with six rebounds. "I thought Javon (Baumann) was very good with six rebounds in 16 minutes. He guards like an older guy."

**YOUNG GUNS:** With freshmen **Charlie Brown** and **Nick Robinson** in the starting lineup early this season, it was the youngest group of starters under **Phil Martelli** since 2010-11 when Langston Galloway, C.J. Aiken and Daryus Quarles started as freshmen. Due to the injury to **James Demery**, the Hawks started two freshmen, two sophomores and a junior, beginning with the Columbia game.

**BANNER YEAR:** The Hawks are coming off of one of the best seasons in school history, which saw them go 28-8 and win their third Atlantic 10 Championship in two seasons. SJU was led by A-10 and Big 5 Player of the Year DeAndre' Bembry, and Isaiah Miles, the Most Improved Player in the A-10 and Big 5. Saint Joseph's was the third most improved team in the nation and the 28 victories were the second best in school history, behind only the 2003-04 NCAA Elite Eight squad, which went 30-2. SJU raised its newest championship banner in Hagan Arena in a pre-game ceremony at the season opener vs. Toledo.

**DEAN OF COACHES:** Now in his 22nd season as Saint Joseph's head coach, **Phil Martelli** is the dean of A-10 coaches. He's the Hawks' leader in wins with a 413-287 record, and has a 201-151 record in Atlantic 10 play for the most conference wins of any active coach, and the second most all-time.

**THEY'RE BACK:** Although Saint Joseph's returned 12 players from last year's A-10 champion team, only four of them averaged double-figure minutes during that season. **Shavar Newkirk** was the lone starter returning while **James Demery** and **Lamarr Kimble** were the other two players

seeing significant playing time, making key contributions off the bench.

**DOUBLE DOWN:** This marked the first time in **Phil Martelli's** career that he entered the season without a returning double figure scorer. The Hawks lost Isaiah Miles (18.1), DeAndre' Bembry (17.4) and Aaron Brown (10.4) from last year's 28-8 team. SJU's leading returning scorers were **James Demery** (8.1) and **Shavar Newkirk** (8.0).

**RARING TO GO:** Redshirt sophomore **Markell Lodge** made his first career start vs. Toledo. He saw limited action last season in his first year after sitting out 2014-15 to concentrate on academics. A 6-8 forward from Pace Academy (N.C.), Lodge owns a vertical leap of 39 inches, which is the highest in the program's history.

**FROM THE START:** **Charlie Brown** became the fourth freshman in four years to be in the starting lineup on opening day. **Pierfrancesco Oliva** was a starter in 30 games last year. Previous freshman starters were **DeAndre' Bembry** with all 34 games in 2013-14 and **James Demery** with 29 games in 2014-15.

**HARD WORK PAYS OFF:** Senior tri-captain **Brendan Casper** was awarded a scholarship for the 2016-17 academic year. Casper joined the Hawks as a walk-on as a freshman in 2013-14 and previously earned a scholarship for the Spring 2016 semester. Entering this year he played in 42 career games, including a personal best 23 as a sophomore, and has been a member of the Hawks' two A-10 champion teams. Casper was selected to the 2016 NABC Honors Court, which recognizes academic excellence.

**WELCOME TO HAWK HILL:** The Hawks have welcomed five newcomers this season - **Charlie Brown** (Philadelphia), **Gerald Blount** (Suwanee, Ga.), **Lorenzo Edwards** (Lake Forest, Ill.), **Nick Robinson** (Chicago, Ill.) and walk-on **Toliver Freeman** (Baton Rouge, La.).

**ON THE SIDELINES:** The Hawks suffered a blow over the summer when **Pierfrancesco Oliva** had surgery in late June to repair an osteochondral defect in his right knee, a chronic condition that was aggravated in post-season workouts. After post-surgery evaluation throughout the summer, it was determined that he will need close to a year of rehabilitation. The 6-8 forward from Taranto, Italy, was a starter in 30 games for the 2016 Atlantic 10 Champion Hawks. He averaged 4.0 points and 3.7 rebounds while scoring double figures twice.

**HAWK CAPTAINS:** Graduate student **Javon Baumann**, senior **Brendan Casper** and sophomore **Lamarr Kimble** were voted as tri-captains by their teammates. Kimble is the second sophomore in the past three seasons to earn the distinction, and is the third sophomore in school history to serve as a captain. The first sophomore captain was Joe Oakes, who captained the famed "Mighty Mites" team in 1936-37.

**A NEW MAN:** **Jai Williams** has lost close to 60 pounds since coming to campus in 2013-14. He redshirted that season to further his development and has seen limited action in the past two years. Williams was down to 240 pounds entering this season.

**PRESEASON PICK:** Saint Joseph's was picked to finish ninth in the Atlantic 10 Preseason Poll, as voted on by media and the league's coaches. Last year the Hawks were picked seventh and finished fourth in the league standings before winning the A-10 Championship.

**HOME SWEET HOME:** This marks the eighth season of Michael J. Hagan '85 Arena. The arena was dedicated in October 2009 after a two-year expansion and renovation of Alumni Memorial Fieldhouse, which was



the home of the Hawks since 1949. Saint Joseph's owns a 70-38 record in the seven seasons of Hagan Arena, but a 389-119 overall record in 66 years of Hagan Arena/Alumni Memorial Fieldhouse. SJU went 12-4 on its home court last season and is currently 5-5 on campus. The win over Penn is reflected in this year's record as a "home" game, giving SJU a 6-5 home mark.

**SIGN THEM UP:** Phil Martelli announced that Taylor Funk and Anthony Longpre signed National Letters of Intent during the early-signing period, and will attend SJU beginning next Fall. Funk is a 6-8 forward from Manheim Central High School (Pa.), who averaged 21.3 points per game as a junior. Longpre, a 6-10 forward, is originally from Canada but attends Glenelg Country School (Md.), where he averaged 12.7 points and 10.0 rebounds last year.

**NBA HAWKS:** Saint Joseph's is well-represented in the NBA with three current players. Last season's A-10 Player of the Year DeAndre' Bembry is in his first year in the league, having been drafted 21st overall by the Atlanta Hawks. Langston Galloway is in his second year in the NBA and is now with the New Orleans Pelicans after starting his career in 2014-15 with the New York Knicks. Jameer Nelson marks his 13th year in the NBA this season as a member of the Denver Nuggets.

**CRADLE OF COACHES:** The Saint Joseph's coaching connection is an impressive one. A total of seven Saint Joseph's graduates have gone on to become head coaches in the NBA, and SJU is tied with Illinois for second on the list of universities with alums that have served as NBA head coaches. Indiana tops the list with 11 graduates that have coached in the league. Jim O'Brien was the most recent NBA head coach, and his last year with the Indiana Pacers was in 2010-11. He has since returned to the NBA as an assistant coach with the Philadelphia 76ers. Below is the list of former Hawks who have held positions as NBA head coaches:

Player (Class)	NBA Teams	W-L (yrs.)
Jack Ramsay ('49)	Phila., Buf., Port., Ind.	864-783 (21)
Jim Lynam ('63)	L.A. Clippers, Phila., Wash.	328-392 (10)
Matt Guokas ('67)	Phila., Orlando	230-305 (7)
Paul Westhead ('61)	L.A. Lakers, Chicago, Denver	183-224 (6)
Jack McKinney ('57)	L.A. Lakers, Indiana	135-205 (5)
George Senesky ('43)	Philadelphia	119-97 (3)
Jim O'Brien ('74)	Indiana, Phila., Boston	303-327 (8)

**KEEPING IT IN THE FAMILY:** Phil Martelli's staff consists of two former Hawk players. Assistant coach **Mark Bass**, now in his 18th year, was a junior on Martelli's first team in 1995-96, and as a senior, helped the Hawks reach the NIT Final in 1997. Assistant coach **Geoff Arnold** played for the Hawks from 1982 to 1986, and was a member of the 1986 Atlantic 10 championship team. Arnold was a member of Martelli's coaching staff for one season in 1995-96, and then returned to Hawk Hill at the start of the 2008-09 season.

**LOOKING AHEAD:** Saint Joseph visits La Salle on Feb. 18 for an Atlantic 10 and Big 5 matchup and then returns home to take on St. Bonaventure on Feb. 22.

**FREE THROW SHOOTING**

**Final 5:00 of game (regulation only)**

Player	FTM	FTA	Pct.
Shavar Newkirk	19	21	.905
Charlie Brown	12	14	.857
Gerald Blount	3	4	.750
Lamarr Kimble	19	27	.703
James Demery	15	23	.652
Nick Robinson	10	16	.625
Chris Clover	3	5	.600
Brendan Casper	3	7	.428
Markell Lodge	1	3	.333
Kyle Thompson	1	4	.250
Javon Baumann	1	6	.167
Jai Williams	1	3	.333
<b>Totals</b>	<b>88</b>	<b>131</b>	<b>.672</b>

**Final 1:00 of game (regulation only)**

Player	FTM	FTA	Pct.
Shavar Newkirk	7	7	1.000
Gerald Blount	2	2	1.000
Lamarr Kimble	10	13	.769
Charlie Brown	3	4	.750
Brendan Casper	3	5	.600
James Demery	4	7	.571
Nick Robinson	6	11	.545
Chris Clover	1	2	.500
Kyle Thompson	1	4	.250
Javon Baumann	0	1	.000
Markell Lodge	0	1	.000
<b>Totals</b>	<b>37</b>	<b>56</b>	<b>.661</b>

**HAWKS IN THE A-10 STATS**

(thru games of Feb. 11)

	Category	All	A-10
<b>Javon Baumann</b>	Off. Rebs	15th	--
<b>Charlie Brown</b>	Scoring	24th	21st
	Rebs	20th	--
	FT Pct.	3rd	5th
	3FG Pct.	7th	10th
	3FG Made	6th	2nd
	Blocks	--	12th-T
	Minutes	9th	10th
<b>James Demery</b>	Scoring	--	23rd
	Rebs	--	13th
	Def. Rebs	--	8th-T
<b>Lamarr Kimble</b>	Scoring	12th	13th-T
	Assists	6th	8th-t
	Ast/TO Ratio	15th	--
	Minutes	2nd	<b>1st</b>
<b>Markell Lodge</b>	Off. Rebs.	14th	9th-T
	Blocks	14th-T	--
<b>TEAM</b>	<b>Category</b>	<b>All</b>	<b>A-10</b>
	Scoring Off	11th	12th
	Scoring Def	11th	10th
	Scoring Marg	11th	11th
	FT Pct.	13th	13th
	FG Pct.	11th	12th
	FG Pct. Def	9th	7th
	3FG Pct.	12th	12th
	3FG Pct. Def	7th	8th
	Reb. Offense	3rd	4th
	Reb. Defense	8th	9th
	Reb. Margin	6th	7th
	Blocks	8th	7th
	Assists	14th	14th
	Steals	14th	14th
	TO Marg	7th	9th
	Ast/TO Ratio	10th	12th
	Off. Rebs	4th	3rd
	Def. Rebs	9th	8th
	Def. Reb. Pct.	3rd	3rd
	Off. Reb. Pct.	6th	7th
	3FG Made	13th	13th

**THE LAST TIME . . .**

**SAINT JOSEPH'S . . .**

Won in overtime . . . . .	66-65 at Temple, 12/13/15
Lost in overtime . . . . .	70-60 vs. St. Bonaventure, 2/21/15
Won in double overtime . . . . .	83-81 over Lafayette, 12/29/00
Lost in double overtime . . . . .	86-83 to Fordham, 2/4/17
Won in triple overtime . . . . .	92-86 over Rhode Island, 1/10/09
Played a Top 10 opponent . . . . .	88-57 loss at #2 Villanova, 12/3/16
Played a ranked opponent . . . . .	88-57 loss at #2 Villanova, 12/3/16
Defeated a Top 10 opponent . . . . .	71-66 win over #8 Xavier, 3/6/08
Defeated a Top 25 opponent . . . . .	79-70 win over #15/13 Dayton, 2/17/16
Was ranked in the Top 25 . . . . .	#25 by USA Today, 3/14/16
Won by 50 points or more . . . . .	114-63 (51 pts) over St. Bonaventure, 1/24/04
Won by 40-49 points . . . . .	82-42 (40 pts) over Penn, 1/19/08
Won by 30-39 points . . . . .	81-44 (37 pts) over Rhode Island, 3/6/13
Won by 20-29 points . . . . .	92-63 (29 pts) over Lafayette, 12/22/16
Scored 100 points or more . . . . .	114-63 win over St. Bonaventure, 1/24/04
Scored less than 50 points . . . . .	60-49 loss to St. Bonaventure, 3/12/15
Shot 60 percent or better . . . . .	64.8% vs. VCU, 3/13/16
Shot 50-59 percent . . . . .	52.8% at Fordham, 1/7/17
Shot under 30 percent . . . . .	25.5% vs. St. Bonaventure, 3/12/15
Made 10 or more 3-point field goals . . . . .	11 vs. Fordham, 2/4/17
Did not make any 3-point field goals . . . . .	0 vs. Massachusetts, 2/26/09
Totaled 50 or more rebounds . . . . .	58 at Princeton, 12/14/16
Had less than 25 rebounds . . . . .	19 at La Salle, 2/16/13
Totaled 20 or more assists . . . . .	21 vs. Saint Louis, 2/28/16
Had 20 or more turnovers . . . . .	20 at #20 VCU, 1/10/15
Had 15 or more steals . . . . .	15 vs. Lehigh, 12/20/09
Had 10 or more blocks . . . . .	10 at Duquesne, 1/12/13
Had 4 players in double figures . . . . .	vs. La Salle, 1/28/17
Had 5 players in double figures . . . . .	vs. George Washington, 3/11/16

**A SAINT JOSEPH'S PLAYER . . .**

Scored 40 or more points . . . . .	47, Tony Costner vs. Alaska-Anchorage, 12/30/83 **
Scored 30 or more points . . . . .	30, DeAndre' Bembry vs. VCU, 3/13/16
Scored 25-29 points: . . . . .	25, Lamarr Kimble at Dayton, 2/7/17
Scored 20-24 points: . . . . .	24, Lamarr Kimble vs. Fordham, 2/4/17
Made 8 or more 3-point field goals: . . . . .	10, Langston Galloway vs. Fordham, 2/22/14 **
Made 10 or more free throws: . . . . .	11, Isaiah Miles vs. Virginia Tech, 12/22/15
Shot 100 percent from the field (min. 5 md) . . . . .	6-for-6, Ronald Roberts, Jr. vs. VCU, 3/16/14
Attempted 15 or more free throws: . . . . .	15, DeAndre' Bembry vs. Drexel, 11/13/15
Attempted 20 or more field goals: . . . . .	21, DeAndre' Bembry vs. Rhode Island, 1/10/16
Had 10-19 rebounds: . . . . .	11, James Demery at Massachusetts, 1/18/17
Had 20 or more rebounds: . . . . .	20, Ahmad Nivins vs. Rhode Island, 1/10/09
Had 10 or more blocks: . . . . .	10, Dwayne Jones vs. St. Bonaventure, 3/19/05
Had 5-9 blocks: . . . . .	5, Javon Baumann at La Salle, 1/27/15
Had 5 or more steals: . . . . .	5, DeAndre' Bembry at La Salle, 1/27/15
Had 10 or more assists: . . . . .	12, Halil Kanacevic at Penn, 1/18/14
Had a double-double: . . . . .	Lamarr Kimble at Dayton, 2/7/17 (25 pts, 10 asts)
Had a triple-double: . . . . .	Dwayne Jones (11 pts, 11 rebs, 10 blk) vs. St. Bonaventure, 2/19/05
Played 40 minutes (in regulation): . . . . .	Charlie Brown vs. Massachusetts, 2/11/17

**AN OPPONENT . . .**

Scored less than 50 points . . . . .	42 by Loyola Maryland, 12/9/14
Scored less than 40 points . . . . .	35 by Yale, 11/12/12
Shot under 30 percent . . . . .	28.3% by Loyola Maryland, 12/9/14
Shot 60 percent or better . . . . .	63.5% by St. Bonaventure (3/2/16)
Scored 100 points or more . . . . .	104 by Iona, 11/23/11

\*\* Denotes school record

**HAWKS BY THE NUMBERS**

**SJU's Record in Games....**

Decided by 5 points or less	4-4
Decided by 6-10 points	2-5
Decided by 11 points or more	4-6
Played during the day	2-4
Played at night	8-9
Televised	4-14
Home	5-5
Away	3-7
Neutral	2-2
In Overtime	0-0
In November	3-3
In December	4-2
In January	3-6
In February	0-3
In white uniforms	7-56
In crimson uniforms	3-8
When winning the opening tip-off	6-10

**SJU's Record When Scoring....**

Less than 60 points	0-3
60-69 points	1-6
70-79 points	7-4
80-89 points	1-1
90-99 points	1-0

**SJU's Record When Allowing....**

Less than 60 points	2-0
60-69 points	5-2
70-79 points	3-6
80-89 points	0-6
90-100 points	0-0

**SJU's Record When....**

Leading at the half	7-3
Trailing at the half	3-9
Tied at the half	0-2

**SJU's Record When Shooting...**

50% or better	3-0
Less than 50%	7-14
Less than 30%	0-0
Better than opponent	8-0
Worse than opponent	2-14

**SJU's Record When...**

Outrebounding opponent	4-8
Outrebounded by opponent	5-6
Equal rebounds as opponent	1-0
Committing fewer TOs than opponent	7-6
Committing more TOs than opponent	3-7
Equal TOs as opponent	0-1
Committing 14 or fewer TOs	7-10
Committing 15 or more TOs	3-4
Newkirk scores double figures	7-5
Kimble scores double figures	10-10
Brown scores double figures	5-12
Demery scores double figures	4-5
Four players score double figures	6-1
Five players score double figures	0-0

**MISCELLANEOUS STATS**

**Largest winning margin:** 29 vs. Lafayette  
**Largest lead in a game:** 26 vs. Columbia  
**Largest margin of defeat:** 31 at Villanova  
**Largest deficit in a game:** 34 at Villanova  
**Largest deficit overcome to win:** 12 vs. GW  
**Largest winning margin lost:** 18 at St. Bona.

### THE HAWK

One of the most famous mascots in college sports, the Saint Joseph's Hawk celebrates its 60th anniversary in 2015-16.

The Hawk is best known for staying in constant motion by flapping its wings throughout every basketball game and representing the Saint Joseph's motto, "The Hawk Will Never Die".

The idea for the Hawk as a mascot was originated by Jim Brennan during the 1954-55 season. Brennan, an ex-Marine and SJU cheerleader, at first wanted to secure an actual hawk, but later switched to the costume idea. The student government raised the 120 dollars needed to buy the initial costume, which Brennan donned for three years. He made his debut as the Hawk on January 4, 1956, a 69-56 win over La Salle at the Palestra. The Hawk has not missed a men's basketball game since that first season.



In addition to the constant flapping, the Hawk is also recognized by its "flying" in figure eights around the court during timeouts. The constant motion, coupled with the scrappy play of the University's athletic teams, helped to spawn the school's familiar slogan "The Hawk Will Never Die!" A few years ago, ESPN used a "flap-o-meter" on the national telecast of a Saint Joseph's game to estimate that the Hawk flaps its wings 3,500 times during a regulation game.

The Hawk is unique because it is one of the few mascots in the nation that travels to every game, and the student who holds the position gains a tuition scholarship. The student, who is selected through an interview process during the previous spring semester, also serves as a team manager for the men's basketball team and travels with the squad.

**Timmy Parks** becomes the 37th student to wear the wings in 2015-16. He is a junior accounting major from Wilmington, Del.

### SAINT JOSEPH'S

The corporate title of "Saint" Joseph's University, which has been in place since Saint Joseph's was granted university status by the Commonwealth of Pennsylvania in 1979, is now the public title of the institution for all aspects of its operations.

**Official reference:** Saint Joseph's University  
Saint Joseph's

**Acceptable in headlines or informal references:**  
Saint Joseph's  
SJU  
St. Joe's

**UNACCEPTABLE:** St. Joseph's

### A-10 COACHES' CONFERENCE CALL

Every Monday the A-10 will conduct a teleconference with each of its head men's basketball coaches. Members of the media are strongly encouraged to participate in the questioning and should contact the Atlantic 10 at 757-706-3058 for the call-in number. The schedule is as follows (all times are EASTERN):

10:04 am - Derek Kellogg, Massachusetts	11:00 am - Mark Schmidt, St. Bonaventure
10:11 am - Archie Miller, Dayton	11:07 am - John Giannini, La Salle
10:18 am - Dan Hurley, Rhode Island	11:14 am - Chris Mooney, Richmond
10:25 am - Will Wade VCU	11:21 am - Dave Paulsen, George Mason
10:32 am - Jim Ferry, Duquesne	11:28 am - Travis Ford, Saint Louis
10:39 am - Jeff Neubauer, Fordham	11:35 am - Bob McKillop, Davidson
<b>10:46 am - Phil Martelli, Saint Joseph's</b>	
10:53 am - Maurice Joseph, GW	



### ON THE AIR

**TV:** Saint Joseph's will have a strong television presence in 2016-17, with a total of 19 games scheduled for national television coverage. (Complete schedule on page 2)

**RADIO:** Saint Joseph's University will partner with a pair of Philadelphia radio stations to broadcast all 30 regular-season men's basketball games this year, with the games being aired on either 610 Sports and WTMR AM 800, with the exception of two games (Feb. 7, 14) that will air on 97.5 The Fanatic (FM). The Saint Joseph's Sports Network team of Matt Martucci and Lunardi will return for their eighth season together, with Lunardi is marking his 27th year as the Hawks' color analyst.

**VIDEO STREAMING:** This season, live video broadcasts of many SJU games will be broadcast through the Atlantic 10 Digital Network. A subscription is necessary. (See schedule on pg. 2)

**INTERNET:** Information for Saint Joseph's basketball is found at SJU's athletics website, [www.SJUHawks.com](http://www.SJUHawks.com) with statistics, updated game notes, and live in-game statistics for all Hawk home games, and selected road games. Through Hawks All-Access, fans can follow every home game through audio streaming as well as video streaming for non-televised games. All road games are covered with audio streaming while video streaming also available for selected ones. Video features on the team will also be available on the site.

**PHIL MARTELLI'S HAWK TALK RADIO SHOW:** Phil Martelli's "HawkTalk" Radio Show will be held for consecutive Thursdays from 7 to 8 p.m. at JD McGillicuddy's in Havertown, Pa. The show will air from 7 to 8 p.m. on 610 Sports. The show's schedule is as follows: Jan. 5; Jan. 12; Jan. 19; Jan. 26; Feb. 2; Feb. 9; Feb. 16; Feb. 23; and March 7.



For articles on the Hawks, go to  
"Hawks in the News" on [SJUHawks.com](http://www.SJUHawks.com)

<http://tinyurl.com/SJUClipings1617>

Media Guide Online at [SJUHawks.com](http://www.SJUHawks.com)

<http://tinyurl.com/SJUGuide-1617>

## CAREER HIGHS

## #34 JAVON BAUMANN

PTS: 11 vs. Western Kentucky (11/27/14)  
 REB: 9 at Drexel (12/11/16)  
 AST: 2 (5x) last at La Salle (1/27/15)  
 FGM: 5 vs. Western Kentucky (11/27/14)  
 FGA: 6 vs. Western Kentucky (11/27/14)  
 3FGM: --  
 3FGA: --  
 FTM: 2 (4x) last vs. Massachusetts (2/11/17)  
 FTA: 5 vs. Loyola Chicago (11/18/16)  
 BLK: 5 (2x) last at La Salle (1/27/15)  
 STL: 4 vs. Vermont (11/22/14)  
 TO: 3 (3x) last vs. Richmond (2/28/15)  
 MIN: 32 vs. Western Kentucky (11/27/14)

## #10 GERALD BLOUNT

PTS: 2 vs. Columbia (11/14/16)  
 REB: 1 (3x) last at Dayton (2/7/17)  
 FGM: --  
 FGA: 1 at Villanova (12/3/16)  
 3FGM: --  
 3FGA: --  
 FTM: 2 vs. Columbia (11/14/16)  
 FTA: 2 (2x) last vs. Lafayette (12/22/16)  
 AST: --  
 BLK: --  
 STL: 1 vs. Lafayette (12/22/16)  
 TO: 1 (3x) last at Dayton (2/7/17)  
 MIN: 4 (2x) last at Dayton (2/7/17)

## #2 CHARLIE BROWN

PTS: 22 vs. Fordham (2/4/17)  
 REB: 9 vs. Penn (1/21/17)  
 FGM: 7 vs. Fordham (2/4/17)  
 FGA: 17 at Dayton (2/7/17)  
 3FGM: 6 vs. Fordham (2/4/17)  
 3FGA: 11 (2x) last at Dayton (2/7/17)  
 FTM: 7 (2x) last vs. La Salle (1/28/17)  
 FTA: 8 (2x) last vs. La Salle (1/28/17)  
 AST: 3 vs. Lafayette (12/22/16)  
 BLK: 2 (4x) last vs. Fordham (2/4/17)  
 STL: 3 (2x) last vs. NC State (11/21/16)  
 TO: 3 vs. Fordham (2/4/17)  
 MIN: 46 vs. Fordham (2/4/17)

## #3 MICHAEL BOOTH

PTS: 3 at Illinois State (12/18/16)  
 REB: 2 vs. Lafayette (12/22/16)  
 FGM: 1 at Illinois State (12/18/16)  
 FGA: 2 vs. Lafayette (12/22/16)  
 3FGM: 1 at Illinois State (12/18/16)  
 3FGA: 1 (4x) last vs. Lafayette (12/22/16)  
 FTM: 2 vs. Virginia Tech (12/22/15)  
 FTA: 2 (2x) last vs. Virginia Tech (12/22/15)  
 AST: --  
 BLK: --  
 STL: --  
 TO: 1 (2x) last at Rhode Island (1/3/17)  
 MIN: 3 vs. Lafayette (12/22/16)

## #20 BRENDAN CASPER

PTS: 10 (3x) last vs. George Mason (1/10/17)  
 REB: 9 (2x) last at Dayton (2/7/17)  
 AST: 5 at Fordham (1/7/17)  
 FGM: 5 vs. George Mason (1/10/17)  
 FGA: 9 (3x) last at Dayton (2/7/17)  
 3FGM: 1 (3x) last at Illinois State (12/18/16)  
 3FGA: 3 at Dayton (2/7/17)  
 FTM: 4 (2x) last at Drexel (12/11/16)  
 FTA: 5 (2x) last vs. Loyola Chicago (11/18/16)  
 BLK: 1 (2x) last at Villanova (12/6/14)  
 STL: 2 (5x) last vs. Penn (1/21/17)  
 TO: 5 at Villanova (12/6/14)  
 MIN: 35 at Dayton (2/7/17)

## #15 CHRIS CLOVER

PTS: 21 vs. La Salle (1/28/17)  
 REB: 5 vs. NC State (11/21/16)  
 FGM: 5 vs. Columbia (11/14/16)  
 FGA: 11 vs. Davidson (1/31/17)  
 3FGM: 4 vs. La Salle (1/28/17)  
 3FGA: 5 vs. La Salle (1/28/17)  
 FTM: 5 vs. Massachusetts (2/11/17)  
 FTA: 7 vs. Massachusetts (2/11/17)  
 AST: 5 vs. La Salle (1/28/17)  
 BLK: 1 vs. Fordham (2/4/17)  
 STL: 2 (2x) last vs. Ole Miss (11/20/16)  
 TO: 3 (2x) last vs. Ole Miss (11/20/16)  
 MIN: 34 vs. La Salle (1/28/17)

## #25 JAMES DEMERY

PTS: 27 at Fordham (1/7/17)  
 REB: 11 at Massachusetts (1/18/17)  
 FGM: 10 at Fordham (1/7/17)  
 FGA: 16 (2x) last vs. George Mason (1/10/17)  
 3FGM: 3 at George Mason (1/13/16)  
 3FGA: 4 at George Mason (1/13/16)  
 FTM: 9 (2x) last vs. Penn (1/21/17)  
 FTA: 15 vs. Fordham (2/4/17)  
 AST: 4 (3x) last vs. La Salle (1/28/17)  
 BLK: 2 (2x) last vs. Penn (1/21/17)  
 STL: 3 (3x) last vs. Fordham (2/4/17)  
 TO: 6 vs. Richmond (1/14/17)  
 MIN: 44 vs. Fordham (2/4/17)

## #22 LORENZO EDWARDS

PTS: --  
 REB: 1 vs. Columbia (11/14/16)  
 FGM: --  
 FGA: 1 vs. Columbia (11/14/16)  
 3FGM: --  
 3FGA: 1 vs. Columbia (11/14/16)  
 FTM: --  
 FTA: --  
 AST: --  
 BLK: --  
 STL: 1 vs. Columbia (11/14/16)  
 TO: 1 vs. Columbia (11/14/16)  
 MIN: 4 vs. Columbia (11/14/16)

## #0 LAMARR KIMBLE

PTS: 26 vs. Loyola Chicago (11/18/16)  
 REB: 9 at Fordham (1/7/17)  
 FGM: 10 vs. Loyola Chicago (11/18/16)  
 FGA: 18 (4x) last at Dayton (2/7/17)  
 3FGM: 5 vs. Loyola Chicago (11/18/16)  
 3FGA: 8 (4x) last at Dayton (2/7/17)  
 FTM: 9 vs. Penn (1/21/17)  
 FTA: 11 vs. Penn (1/21/17)  
 AST: 10 at Dayton (2/7/17)  
 BLK: 1 (6x) last vs. Richmond (1/14/17)  
 STL: 3 vs. Lafayette (12/22/16)  
 TO: 9 at Massachusetts (1/18/17)  
 MIN: 50 vs. Fordham (2/4/17)

## #23 MARKELL LODGE

PTS: 11 at Massachusetts (1/18/17)  
 REB: 10 at Villanova (12/3/16)  
 FGM: 5 (3x) last at Massachusetts (1/18/17)  
 FGA: 7 at Rhode Island (1/3/17)  
 3FGM: --  
 3FGA: --  
 FTM: 4 vs. Ole Miss (11/20/16)  
 FTA: 5 (2x) last vs. Fordham (2/4/17)  
 AST: 1 at Massachusetts (1/18/17)  
 BLK: 3 (2x) last vs. George Washington (12/30/16)  
 STL: 1 (3x) last vs. Fordham (2/4/17)  
 TO: 1 (8x) last vs. Fordham (2/4/17)  
 MIN: 36 vs. Fordham (2/4/17)

## #1 SHAVAR NEWKIRK

PTS: 28 vs. Toledo (11/12/16)  
 REB: 8 at Princeton (12/14/16)  
 FGM: 10 (2x) last at Drexel (12/11/16)  
 FGA: 18 vs. NC State (11/21/16)  
 3FGM: 4 (3x) last vs. Lafayette (12/22/16)  
 3FGA: 6 (4x) last vs. Lafayette (12/22/16)  
 FTM: 10 (2x) last at Illinois State (12/18/16)  
 FTA: 11 (2x) last at Illinois State (12/18/16)  
 AST: 9 vs. Villanova (12/1/15)  
 BLK: 2 at Gonzaga (11/19/14)  
 STL: 4 (2x) last at Princeton (12/14/16)  
 TO: 7 at Illinois State (12/18/16)  
 MIN: 39 at Drexel (12/11/16)

## #5 NICK ROBINSON

PTS: 14 vs. Richmond (1/14/17)  
 REB: 8 (2x) last vs. Richmond (1/14/17)  
 FGM: 5 vs. Massachusetts (2/11/17)  
 FGA: 10 vs. Massachusetts (2/11/17)  
 3FGM: 2 vs. Temple (11/30/16)  
 3FGA: 4 at Drexel (12/11/16)  
 FTM: 5 (3x) last vs. Fordham (2/4/17)  
 FTA: 7 (2x) last vs. Richmond (1/14/17)  
 AST: 4 vs. Fordham (2/4/17)  
 BLK: 2 (2x) last vs. Fordham (2/4/17)  
 STL: 2 vs. Columbia (11/14/16)  
 TO: 4 (2x) last at Rhode Island (1/3/17)  
 MIN: 38 at Dayton (2/7/17)

## #21 KYLE THOMPSON

PTS: 2 vs. Loyola Maryland (12/9/14)  
 REB: 2 vs. Illinois State (12/19/15)  
 FGM: 1 vs. Loyola Maryland (12/9/14)  
 FGA: 1 (5x) last at Rhode Island (1/3/17)  
 3FGM: --  
 3FGA: 1 at Fordham (2/6/16)  
 FTM: 1 (3x) last vs. Columbia (11/14/16)  
 FTA: 2 (4x) last vs. Lafayette (12/22/16)  
 AST: 1 (3x) last at Illinois State (12/18/16)  
 BLK: --  
 STL: --  
 TO: 1 (2x) last at Fordham (1/7/17)  
 MIN: 4 vs. Lafayette (12/22/16)

## #13 CHRISTIAN VEGA

PTS: --  
 REB: 1 (2x) last vs. Lafayette (12/22/16)  
 FGM: --  
 FGA: 1 (2x) last vs. Lafayette (12/22/16)  
 3FGM: --  
 3FGA: 1 at Villanova (12/3/16)  
 FTM: --  
 FTA: --  
 AST: --  
 BLK: --  
 STL: --  
 TO: 2 vs. Fordham (1/16/16)  
 MIN: 2 vs. Lafayette (12/22/16)

## #32 JAI WILLIAMS

PTS: 8 (2x) last at Dayton (2/7/17)  
 REB: 8 vs. La Salle (1/28/17)  
 AST: 1 at La Salle (1/27/15)  
 FGM: 4 at Dayton (2/7/17)  
 FGA: 4 (3x) last at Dayton (2/7/17)  
 3FGM: --  
 3FGA: --  
 FTM: 4 vs. NC State (11/21/16)  
 FTA: 4 vs. NC State (11/21/16)  
 BLK: 1 (5x) last vs. Massachusetts (2/11/17)  
 STL: 1 (4x) last at St. Bonaventure (1/24/17)  
 TO: 2 (4x) last vs. La Salle (1/28/17)  
 MIN: 25 vs. La Salle (1/28/17)

## SEASON HIGHS

**#34 JAVON BAUMANN**

**PTS:** 6 at Drexel (12/11/16)  
**REB:** 9 at Drexel (12/11/16)  
**AST:** 1 vs. NC State (11/21/16)  
**FGM:** 3 at Drexel (12/11/16)  
**FGA:** 4 vs. George Washington (12/30/16)  
**3FGM:** --  
**3FGA:** --  
**FTM:** 2 vs. Loyola Chicago (11/18/16)  
**FTA:** 5 vs. Loyola Chicago (11/18/16)  
**BLK:** 3 vs. Massachusetts (2/11/17)  
**STL:** 2 (2x) last vs. George Mason (1/10/17)  
**TO:** 2 (2x) last vs. Richmond (1/3/17)  
**MIN:** 25 vs. Loyola Chicago (11/18/16)

**#10 GERALD BLOUNT**

**PTS:** 2 vs. Columbia (11/14/16)  
**REB:** 1 (3x) last at Dayton (2/7/17)  
**FGM:** --  
**FGA:** 1 at Villanova (12/3/16)  
**3FGM:** --  
**3FGA:** --  
**FTM:** 2 vs. Columbia (11/14/16)  
**FTA:** 2 (2x) last vs. Lafayette (12/22/16)  
**AST:** --  
**BLK:** --  
**STL:** 1 vs. Lafayette (12/22/16)  
**TO:** 1 (3x) last at Dayton (2/7/17)  
**MIN:** 4 (2x) last at Dayton (2/7/17)

**#2 CHARLIE BROWN**

**PTS:** 22 vs. Fordham (2/4/17)  
**REB:** 9 vs. Penn (1/21/17)  
**FGM:** 7 vs. Fordham (2/4/17)  
**FGA:** 17 at Dayton (2/7/17)  
**3FGM:** 6 vs. Fordham (2/4/17)  
**3FGA:** 11 (2x) last at Dayton (2/7/17)  
**FTM:** 7 (2x) last vs. La Salle (1/28/17)  
**FTA:** 8 (2x) last vs. La Salle (1/28/17)  
**AST:** 3 vs. Lafayette (12/22/16)  
**BLK:** 2 (4x) last vs. Fordham (2/4/17)  
**STL:** 3 (2x) last vs. NC State (11/21/16)  
**TO:** 3 vs. Fordham (2/4/17)  
**MIN:** 46 vs. Fordham (2/4/17)

**#3 MICHAEL BOOTH**

**PTS:** 3 at Illinois State (12/18/16)  
**REB:** 2 vs. Lafayette (12/22/16)  
**FGM:** 1 at Illinois State (12/18/16)  
**FGA:** 2 vs. Lafayette (12/22/16)  
**3FGM:** 1 at Illinois State (12/18/16)  
**3FGA:** 1 (2x) last vs. Lafayette (12/22/16)  
**FTM:** --  
**FTA:** --  
**AST:** --  
**BLK:** --  
**STL:** --  
**TO:** 1 at Rhode Island (1/3/17)  
**MIN:** 3 vs. Lafayette (12/22/16)

**#20 BRENDAN CASPER**

**PTS:** 10 (3x) last vs. George Mason (1/10/17)  
**REB:** 9 at Dayton (2/7/17)  
**AST:** 5 at Fordham (1/7/17)  
**FGM:** 5 vs. George Mason (1/10/17)  
**FGA:** 9 (2x) last at Dayton (2/7/17)  
**3FGM:** 1 (2x) last at Illinois State (12/18/16)  
**3FGA:** 3 at Dayton (2/7/17)  
**FTM:** 4 (3x) last at Princeton (12/14/16)  
**FTA:** 5 (2x) last at Princeton (12/14/16)  
**BLK:** --  
**STL:** 2 (4x) last vs. Penn (1/21/17)  
**TO:** 3 at Princeton (12/14/16)  
**MIN:** 35 at Dayton (2/7/17)

**#15 CHRIS CLOVER**

**PTS:** 21 vs. La Salle (1/28/17)  
**REB:** 5 vs. NC State (11/21/16)  
**FGM:** 8 vs. La Salle (1/28/17)  
**FGA:** 11 (2x) last vs. Davidson (1/31/17)  
**3FGM:** 4 vs. La Salle (1/28/17)  
**3FGA:** 5 vs. La Salle (1/28/17)  
**FTM:** 4 vs. Richmond (1/3/17)  
**FTA:** 5 vs. Richmond (1/3/17)  
**AST:** 5 vs. La Salle (1/28/17)  
**BLK:** 1 vs. Fordham (2/4/17)  
**STL:** 3 vs. Fordham (2/4/17)  
**TO:** 3 (2x) last vs. Ole Miss (11/20/16)  
**MIN:** 34 vs. La Salle (1/28/17)

**#25 JAMES DEMERY**

**PTS:** 27 at Fordham (1/7/17)  
**REB:** 11 at Massachusetts (1/18/17)  
**FGM:** 10 at Fordham (1/7/17)  
**FGA:** 16 (2x) last vs. George Mason (1/10/17)  
**3FGM:** 2 at Fordham (1/7/17)  
**3FGA:** 3 at Fordham (1/7/17)  
**FTM:** 9 (2x) last vs. Penn (1/21/17)  
**FTA:** 15 vs. Fordham (2/4/17)  
**AST:** 4 vs. La Salle (1/28/17)  
**BLK:** 2 vs. Penn (1/21/17)  
**STL:** 3 vs. Fordham (2/4/17)  
**TO:** 6 vs. Richmond (1/14/17)  
**MIN:** 44 vs. Fordham (2/4/17)

**#22 LORENZO EDWARDS**

**PTS:** --  
**REB:** 1 vs. Columbia (11/14/16)  
**FGM:** --  
**FGA:** 1 vs. Columbia (11/14/16)  
**3FGM:** --  
**3FGA:** 1 vs. Columbia (11/14/16)  
**FTM:** --  
**FTA:** --  
**AST:** --  
**BLK:** --  
**STL:** 1 vs. Columbia (11/14/16)  
**TO:** 1 vs. Columbia (11/14/16)  
**MIN:** 4 vs. Columbia (11/14/16)

**#0 LAMARR KIMBLE**

**PTS:** 26 vs. Loyola Chicago (11/18/16)  
**REB:** 9 at Fordham (1/7/17)  
**FGM:** 10 vs. Loyola Chicago (11/18/16)  
**FGA:** 18 (3x) last at Dayton (2/7/17)  
**3FGM:** 5 vs. Loyola Chicago (11/18/16)  
**3FGA:** 10 at Dayton (2/7/17)  
**FTM:** 9 (2x) last vs. Fordham (2/4/17)  
**FTA:** 11 vs. Penn (1/21/17)  
**AST:** 10 at Dayton (2/7/17)  
**BLK:** 1 (3x) last vs. Richmond (1/14/17)  
**STL:** 3 vs. Lafayette (12/22/16)  
**TO:** 9 at Massachusetts (1/18/17)  
**MIN:** 50 vs. Fordham (2/4/17)

**#23 MARKELL LODGE**

**PTS:** 11 at Massachusetts (1/18/17)  
**REB:** 10 at Villanova (12/3/16)  
**FGM:** 5 (3x) last at Massachusetts (1/18/17)  
**FGA:** 7 at Rhode Island (1/3/17)  
**3FGM:** --  
**3FGA:** --  
**FTM:** 3 vs. Temple (12/3/16)  
**FTA:** 5 (2x) last vs. Fordham (2/4/17)  
**AST:** 1 (2x) last at Massachusetts (1/18/17)  
**BLK:** 3 (2x) last vs. George Washington (12/30/16)  
**STL:** 1 (5x) last at Dayton (2/7/17)  
**TO:** 1 (8x) last vs. Fordham (2/4/17)  
**MIN:** 36 vs. Fordham (2/4/17)

**#1 SHAVAR NEWKIRK**

**PTS:** 28 vs. Toledo (11/12/16)  
**REB:** 8 at Princeton (12/14/16)  
**FGM:** 10 (2x) last at Drexel (12/11/16)  
**FGA:** 18 vs. NC State (11/21/16)  
**3FGM:** 4 (3x) last vs. Lafayette (12/22/16)  
**3FGA:** 6 (2x) last vs. Lafayette (12/22/16)  
**FTM:** 10 (2x) last at Illinois State (12/18/16)  
**FTA:** 11 (2x) last at Illinois State (12/18/16)  
**AST:** 6 vs. Ole Miss (11/20/16)  
**BLK:** 1 (2x) last at Drexel (12/11/16)  
**STL:** 4 at Princeton (12/14/16)  
**TO:** 7 at Illinois State (12/18/16)  
**MIN:** 39 at Drexel (12/11/16)

**#5 NICK ROBINSON**

**PTS:** 14 vs. Richmond (1/14/17)  
**REB:** 8 (2x) last vs. Richmond (1/14/17)  
**FGM:** 5 vs. Massachusetts (2/11/17)  
**FGA:** 10 vs. Massachusetts (2/11/17)  
**3FGM:** 2 vs. Temple (11/30/16)  
**3FGA:** 4 at Drexel (12/11/16)  
**FTM:** 5 (3x) last vs. Fordham (2/4/17)  
**FTA:** 7 (2x) last vs. Richmond (1/14/17)  
**AST:** 4 vs. Fordham (2/4/17)  
**BLK:** 2 (2x) last vs. Fordham (2/4/17)  
**STL:** 2 vs. Columbia (11/14/16)  
**TO:** 4 (2x) last at Rhode Island (1/3/17)  
**MIN:** 38 at Dayton (2/7/17)

**#21 KYLE THOMPSON**

**PTS:** 1 vs. Columbia (11/14/16)  
**REB:** 1 (3x) last at Fordham (1/7/17)  
**FGM:** --  
**FGA:** 1 (2x) last at Rhode Island (1/3/17)  
**3FGM:** --  
**3FGA:** --  
**FTM:** 1 vs. Columbia (11/14/16)  
**FTA:** 2 (2x) last vs. Lafayette (12/22/16)  
**AST:** 1 at Illinois State (12/18/16)  
**BLK:** --  
**STL:** --  
**TO:** 1 (2x) last at Fordham (1/7/17)  
**MIN:** 4 vs. Lafayette (12/22/16)

**#13 CHRISTIAN VEGA**

**PTS:** --  
**REB:** 1 vs. Lafayette (12/22/16)  
**FGM:** --  
**FGA:** 1 (2x) last vs. Lafayette (12/22/16)  
**3FGM:** --  
**3FGA:** 1 at Villanova (12/3/16)  
**FTM:** --  
**FTA:** --  
**AST:** --  
**BLK:** --  
**STL:** --  
**TO:** --  
**MIN:** 2 vs. Lafayette (12/22/16)

**#32 JAI WILLIAMS**

**PTS:** 8 at Dayton (2/7/17)  
**REB:** 8 vs. La Salle (1/28/17)  
**AST:** --  
**FGM:** 4 at Dayton (2/7/17)  
**FGA:** 4 (2x) last at Dayton (2/7/17)  
**3FGM:** --  
**3FGA:** --  
**FTM:** 4 vs. NC State (11/21/16)  
**FTA:** 4 vs. NC State (11/21/16)  
**BLK:** 1 vs. Massachusetts (2/11/17)  
**STL:** 1 vs. St. Bonaventure (1/24/17)  
**TO:** 2 vs. La Salle (1/28/17)  
**MIN:** 25 vs. La Salle (1/28/17)

GAME RECAPS

Game 1: November 12, 2016 - Hagan Arena
SJU 77 - Toledo 76

Guards Shavar Newkirk and Lamarr Kimble combined for 44 points by each hitting career-highs to lead Saint Joseph's to a 77-76 win over Toledo in the season opener for both teams at Hagan Arena. Newkirk tallied career-highs of 28 points and seven rebounds, while Kimble scored 16 points. James Demery had 11 points and tied his career-high with eight rebounds for SJU. The game was a back-and-forth contest with a total of 25 lead changes in the second half. SJU took the final lead of the game, 72-71, on a putback by sophomore Markell Lodge with 1:42 to play. Newkirk hit a jumper at :45 to increase the Hawks' lead to its biggest of the game, 74-71, and added a pair of free throws to push it to 76-71 with 25 seconds to play. Toledo countered with a layup at :19 but Demery made one of two free throws at :11 to give the Hawks a 77-73 lead. Toledo's three-pointer at the buzzer provided the final margin.

Toledo 0-1

Table with columns: #, Player, fg, fga, 3-pt, fta, rebounds, pf, tp, a, to, blk, s, min. Lists player stats for Toledo.

Summary statistics for Toledo: TOTAL FG% 1st Half: 13-28 46.4%, 2nd Half: 15-33 45.5%, Game: 45.9%, DEADBLL REBOUNDS 3.

Saint Joseph's 1-0

Table with columns: #, Player, fg, fga, 3-pt, fta, rebounds, pf, tp, a, to, blk, s, min. Lists player stats for Saint Joseph's.

Summary statistics for Saint Joseph's: TOTAL FG% 1st Half: 12-27 44.4%, 2nd Half: 15-33 45.5%, Game: 45.0%, DEADBLL REBOUNDS 8.

Officials: Dwayne Gladden, Tony Crisp, Paul Szelc
Technical fouls: Toledo-None. Saint Joseph's-None.
Attendance: 4,200

Score by Periods table for Game 1.

Game 2: November 14, 2016 - Hagan Arena
SJU 85 - Columbia 65

Lamarr Kimble scored a career-high 19 points and Shavar Newkirk scored 17 to lead Saint Joseph's past Columbia, 85-65. Charlie Brown, who scored 12 points in the first half, tallied 15 for the first double-figure game of his career, while Chris Clover tallied a career-high 11 points. The Hawks were playing without starting forward James Demery who suffered a stress fracture in his foot in the season opener versus Toledo. Saint Joseph's never trailed in the game and after back-to-back threes by Brown and Robinson, took a 17-6 lead in the first seven minutes. Leading 17-8, Kimble and Brown combined to score nine straight, with a dunk from Brown pushing the SJU lead to 26-11. SJU, which shot 57.6 percent from the field in the half, increased the margin to 20, 38-18, on a layup from Newkirk at 6:54. The Hawks took their biggest lead of the half, 50-27, on a three-pointer at the buzzer by Brendan Casper, who added seven points. The Hawks maintained the 20-plus point lead for most of the half, except for a 5-0 run by Columbia that cut the margin to 60-45 at 10:40. Saint Joseph's took its biggest lead of the contest, 78-52, on a three from Brown at 4:41.

Columbia 1-1

Table with columns: #, Player, fg, fga, 3-pt, fta, rebounds, pf, tp, a, to, blk, s, min. Lists player stats for Columbia.

Summary statistics for Game 1: TOTAL FG% 1st Half: 9-28 32.1%, 2nd Half: 13-26 50.0%, Game: 40.7%, DEADBLL REBOUNDS 3.

Saint Joseph's 2-0

Table with columns: #, Player, tot-fg, 3-pt, rebounds, pf, tp, a, to, blk, s, min. Lists player stats for Saint Joseph's.

Summary statistics for Saint Joseph's: TOTAL FG% 1st Half: 19-33 57.6%, 2nd Half: 13-25 52.0%, Game: 55.2%, DEADBLL REBOUNDS 1.

Officials: Nathan Farrell, Kevin Fehr, Tom Morrissey
Technical fouls: Columbia-None. Saint Joseph's-None.
Attendance: 3,543

Score by Periods table for Game 2.

Game 3: Paradise Jam - November 18, 2016
Univ. of Virgin Islands Arena - St. Thomas, USVI
SJU 71 - Loyola Chicago 57

Lamarr Kimble scored a career-high 26 points and Shavar Newkirk added 20 as Saint Joseph's defeated Loyola Chicago, 71-57, in the opening round of the 2016 Paradise Jam at the University of the Virgin Islands. Charlie Brown scored nine points and grabbed a team-high six rebounds. The Hawks led for all but a minute in the game, and fought off every Loyola run with baskets from either Kimble or Newkirk. Loyola closed to 39-35 early in the second half, but the Hawks scored seven straight that pushed SJU's lead to 45-35. Saint Joseph's took its biggest margin of the game, 53-39, at 8:33 on another three by Kimble, but saw the Ramblers cut it to 56-50 at 6:50. With the Hawks leading again by six, 60-54, at 3:35, Javon Baumann slammed home a pass from Kimble to give SJU a 62-54 lead. From there, the Hawks iced it at the foul line.

Loyola 3-1

Table with columns: #, Player, tot-fg, 3-pt, rebounds, pf, tp, a, to, blk, s, min. Lists player stats for Loyola.

Summary statistics for Loyola: TOTAL FG% 1st Half: 10-25 40.0%, 2nd Half: 11-28 39.3%, Game: 39.6%, DEADBLL REBOUNDS 5.

Saint Joseph's 3-0

Table with columns: #, Player, tot-fg, 3-pt, rebounds, pf, tp, a, to, blk, s, min. Lists player stats for Saint Joseph's.

Summary statistics for Saint Joseph's: TOTAL FG% 1st Half: 12-26 46.2%, 2nd Half: 9-25 36.0%, Game: 41.2%, DEADBLL REBOUNDS 5.

Officials: Joe Lindsay, Justin Porterfield, Guy Pagano
Technical fouls: Loyola-None. Saint Joseph's-None.
Attendance: 512

Score by Periods table for Game 3.





















**Saint Joseph's Basketball**  
**Saint Joseph's Combined Team Statistics (as of Feb 11, 2017)**  
**All games**



Overall record: 10-14 Conf: 3-9 Home: 6-6 Away: 3-6 Neutral: 1-2

#	Player	gp-gs	min	avg	Total		3-Point		F-Throw		Rebounds				pf	dq	a	to	blk	stl	pts	avg
					fg-fga	fg%	3fg-fga	3fg%	ft-fa	ft%	off	def	tot	avg								
01	NEWKIRK, Shavar	12-12	404	33.7	76-163	.466	19-48	.396	72-85	.847	20	37	57	4.8	20	0	42	26	2	15	243	20.3
00	KIMBLE, Lamarr	24-24	897	37.4	127-351	.362	40-125	.320	78-112	.696	15	82	97	4.0	39	0	107	79	3	20	372	15.5
25	DEMERY, James	13-11	400	30.8	62-155	.400	4-20	.200	43-78	.551	17	66	83	6.4	34	1	18	37	8	6	171	13.2
02	BROWN, Charlie	24-23	803	33.5	97-249	.390	56-140	.400	49-57	.860	26	99	125	5.2	51	0	23	22	16	19	299	12.5
15	CLOVER, Chris	23-11	438	19.0	50-136	.368	13-44	.295	24-41	.585	12	30	42	1.8	40	1	17	22	1	10	137	6.0
05	ROBINSON, Nick	24-13	535	22.3	41-121	.339	8-37	.216	34-61	.557	26	72	98	4.1	55	0	41	37	13	10	124	5.2
23	LODGE, Markell	24-24	445	18.5	55-73	.753	0-0	.000	11-29	.379	44	59	103	4.3	47	0	2	9	22	5	121	5.0
20	CASPER, Brendan	24-2	396	16.5	39-92	.424	3-20	.150	24-34	.706	22	56	78	3.3	58	1	24	16	0	18	105	4.4
34	BAUMANN, Javon	23-0	309	13.4	25-38	.658	0-0	.000	12-32	.375	42	40	82	3.6	42	1	1	14	17	7	62	2.7
32	WILLIAMS, Jai	20-0	176	8.8	20-28	.714	0-0	.000	13-22	.591	12	21	33	1.7	26	0	0	10	1	1	53	2.7
03	BOOTH, Michael	6-0	10	1.7	1-4	.250	1-2	.500	0-0	.000	1	2	3	0.5	0	0	0	1	0	0	3	0.5
10	BLOUNT, Gerald	6-0	16	2.7	0-2	.000	0-0	.000	3-4	.750	2	1	3	0.5	0	0	0	3	0	1	3	0.5
21	THOMPSON, Kyle	6-0	12	2.0	0-2	.000	0-0	.000	1-4	.250	1	2	3	0.5	0	0	1	2	0	0	1	0.2
11	FREEMAN, Toliver	1-0	1	1.0	0-1	.000	0-1	.000	0-0	.000	0	0	0	0.0	0	0	0	0	0	0	0	0.0
13	VEGA, Christian	3-0	4	1.3	0-2	.000	0-1	.000	0-0	.000	0	1	1	0.3	1	0	0	0	0	0	0	0.0
22	EDWARDS, Lorenzo	1-0	4	4.0	0-1	.000	0-1	.000	0-0	.000	1	0	1	1.0	0	0	0	1	0	1	0	0.0
Team											41	46	87		1		5					
Total.....		24	4850		593-1418	.418	144-439	.328	364-559	.651	282	614	896	37.3	414	4	276	284	83	113	1694	70.6
Opponents.....		24	4850		612-1412	.433	226-635	.356	299-414	.722	224	637	861	35.9	488	-	347	300	65	130	1749	72.9

TEAM STATISTICS	SJU	OPP	Date	Opponent	Score	Att.
SCORING	1694	1749	11/12/16	TOLEDO	w 77-76	4200
Points per game	70.6	72.9	11/14/16	COLUMBIA	w 85-65	3543
Scoring margin	-2.3	-	11/18/16	vs Loyola Chicago	w 71-57	512
FIELD GOALS-ATT	593-1418	612-1412	11/20/16	vs Ole Miss	L 68-81	2755
Field goal pct	.418	.433	11/21/16	vs NC State	L 63-73	2699
3 POINT FG-ATT	144-439	226-635	11/30/16	TEMPLE	L 72-78	4200
3-point FG pct	.328	.356	12/03/16	at Villanova	L 57-88	6500
3-pt FG made per game	6.0	9.4	12/11/16	at Drexel	w 72-71	1252
FREE THROWS-ATT	364-559	299-414	12/14/16	at Princeton	w 76-68	2360
Free throw pct	.651	.722	12/18/16	at Illinois State	L 72-81	3924
F-Throws made per game	15.2	12.5	12/22/16	LAFAYETTE	w 92-63	3411
REBOUNDS	896	861	* 12/30/16	GEORGE WASHINGTON	w 68-63	4200
Rebounds per game	37.3	35.9	* 01/03/17	at Rhode Island	L 58-88	3880
Rebounding margin	+1.5	-	* 01/07/17	at Fordham	w 70-55	2575
ASSISTS	276	347	* 01/10/17	GEORGE MASON	L 67-75	3051
Assists per game	11.5	14.5	* 01/14/17	RICHMOND	L 66-70	4051
TURNOVERS	284	300	* 01/18/17	at Massachusetts	L 57-62	2370
Turnovers per game	11.8	12.5	01/21/17	PENN	w 78-71	8590
Turnover margin	+0.7	-	* 01/24/17	at St. Bonaventure	L 63-67	3961
Assist/turnover ratio	1.0	1.2	* 01/28/17	LA SALLE	w 73-72	4200
STEALS	113	130	* 01/31/17	DAVIDSON	L 60-75	3461
Steals per game	4.7	5.4	* 02/04/17	FORDHAM	Lo2 83-86	4200
BLOCKS	83	65	* 02/07/17	at Dayton	L 70-77	12612
Blocks per game	3.5	2.7	* 02/11/17	MASSACHUSETTS	L 76-87	4200
ATTENDANCE	51307	45400				
Home games-Avg/Game	12-4276	9-4382				
Neutral site-Avg/Game	-	3-1989				

\* - Conference game

Score by Periods	1st	2nd	OT	OT2	Totals
Saint Joseph's	838	837	11	8	1694
Opponents	837	890	11	11	1749





**Saint Joseph's Basketball**  
**Saint Joseph's Season Box Score (as of Feb 07, 2017)**  
**Conference games**



<b>RECORD:</b>	<b>OVERALL</b>	<b>HOME</b>	<b>AWAY</b>	<b>NEUTRAL</b>
ALL GAMES	3-8	2-4	1-4	0-0
CONFERENCE	3-8	2-4	1-4	0-0
NON-CONFERENCE	0-0	0-0	0-0	0-0

##	Player	gp-gs	min	avg	Total		3-Point		F-Throw		Rebounds			pf	dq	a	to	blk	stl	pts	avg	
					fg-fga	fg%	3fg-fga	3fg%	ft-fa	ft%	off	def	tot									avg
00	KIMBLE, Lamarr	11-11	433	39.4	59-166	.355	19-56	.339	35-51	.686	4	37	41	3.7	22	0	47	46	1	11	172	15.6
25	DEMERY, James	10-8	313	31.3	51-126	.405	4-16	.250	31-60	.517	14	53	67	6.7	25	1	16	28	5	5	137	13.7
02	BROWN, Charlie	11-10	389	35.4	47-120	.392	27-68	.397	25-28	.893	13	39	52	4.7	23	0	10	14	11	8	146	13.3
01	NEWKIRK, Shavar	1-1	18	18.0	2-6	.333	0-2	.000	6-6	1.000	0	1	1	1.0	0	0	2	1	0	3	10	10.0
15	CLOVER, Chris	10-9	230	23.0	26-66	.394	9-22	.409	14-22	.636	5	15	20	2.0	16	1	14	5	1	1	75	7.5
23	LODGE, Markell	11-11	216	19.6	28-34	.824	0-0	.000	3-8	.375	23	30	53	4.8	20	0	1	4	9	4	59	5.4
05	ROBINSON, Nick	11-3	258	23.5	15-48	.313	2-13	.154	16-32	.500	13	32	45	4.1	23	0	23	17	7	4	48	4.4
20	CASPER, Brendan	11-2	177	16.1	18-47	.383	1-10	.100	9-17	.529	12	26	38	3.5	24	0	15	6	0	6	46	4.2
32	WILLIAMS, Jai	9-0	89	9.9	12-15	.800	0-0	.000	4-6	.667	6	11	17	1.9	10	0	0	6	0	1	28	3.1
34	BAUMANN, Javon	10-0	113	11.3	6-10	.600	0-0	.000	2-8	.250	11	13	24	2.4	15	1	0	9	7	5	14	1.4
03	BOOTH, Michael	2-0	3	1.5	0-0	.000	0-0	.000	0-0	.000	0	1	1	0.5	0	0	0	1	0	0	0	0.0
21	THOMPSON, Kyle	2-0	3	1.5	0-1	.000	0-0	.000	0-0	.000	1	1	2	1.0	0	0	0	1	0	0	0	0.0
10	BLOUNT, Gerald	3-0	8	2.7	0-1	.000	0-0	.000	0-0	.000	0	1	1	0.3	0	0	0	3	0	0	0	0.0
Team											21	20	41				1					
Total.....		11	2250		264-640	.413	62-187	.332	145-238	.609	123	280	403	36.6	178	3	128	142	41	48	735	66.8
Opponents.....		11	2250		275-643	.428	98-281	.349	142-193	.736	101	300	401	36.5	213	-	155	135	29	72	790	71.8

Score by Periods	1st	2nd	OT	OT2	Totals
Saint Joseph's	365	351	11	8	735
Opponents	370	398	11	11	790



**Saint Joseph's Basketball**  
**Saint Joseph's Points-Rebounds-Assists (as of Feb 11, 2017)**  
**All games**



Opponent	Date	Score		00 KIMBLE,LAM	01 NEWKIRK,SH	02 BROWN,CHAR	03 BOOTH,MICH	05 ROBINSON,N	10 BLOUNT,GER	11 FREEMAN,TO
TOLEDO	11/12/16	77-76	w	16-2-3	28-7-3	5-4-2	DNP	7-3-0	DNP	DNP
COLUMBIA	11/14/16	85-65	w	19-3-8	17-3-4	15-5-1	0-0-0	5-5-3	2-1-0	DNP
vs Loyola Chicago	11/18/16	71-57	w	26-3-1	20-2-1	9-6-1	DNP	3-5-3	DNP	DNP
vs Ole Miss	11/20/16	68-81	L	10-7-4	21-3-6	13-4-0	DNP	4-5-3	DNP	DNP
vs NC State	11/21/16	63-73	L	3-4-2	23-6-5	14-5-1	DNP	5-5-0	DNP	DNP
TEMPLE	11/30/16	72-78	L	12-6-9	22-7-5	9-7-1	DNP	11-3-2	DNP	DNP
at Villanova	12/03/16	57-88	L	15-4-4	11-2-4	8-5-0	0-0-0	7-1-1	0-1-0	DNP
at Drexel	12/11/16	72-71	w	16-4-1	27-7-4	7-1-2	DNP	2-1-0	DNP	DNP
at Princeton	12/14/16	76-68	w	17-8-9	19-8-0	12-7-0	DNP	4-3-1	DNP	DNP
at Illinois State	12/18/16	72-81	L	9-3-6	21-7-4	14-4-1	3-0-0	9-7-0	DNP	DNP
LAFAYETTE	12/22/16	92-63	w	22-4-2	24-4-4	13-8-3	0-2-0	7-8-3	1-0-0	0-0-0
GEORGE WASHINGTON	12/30/16	68-63	w	13-1-5	10-1-2	13-4-2	DNP	8-2-0	DNP	DNP
at Rhode Island	01/03/17	58-88	L	8-3-4	DNP	11-3-1	0-1-0	1-4-2	0-0-0	DNP
at Fordham	01/07/17	70-55	w	12-9-6	DNP	0-4-0	0-0-0	5-3-3	0-0-0	DNP
GEORGE MASON	01/10/17	67-75	L	18-1-1	DNP	17-6-2	DNP	0-3-1	DNP	DNP
RICHMOND	01/14/17	66-70	L	17-3-4	DNP	13-5-0	DNP	14-8-2	DNP	DNP
at Massachusetts	01/18/17	57-62	L	9-7-3	DNP	11-6-0	DNP	0-3-3	DNP	DNP
PENN	01/21/17	78-71	w	23-3-5	DNP	19-9-0	DNP	2-3-0	DNP	DNP
at St. Bonaventure	01/24/17	63-67	L	14-5-5	DNP	13-4-1	DNP	4-6-2	DNP	DNP
LA SALLE	01/28/17	73-72	w	14-4-1	DNP	15-2-1	DNP	1-2-3	DNP	DNP
DAVIDSON	01/31/17	60-75	L	18-3-4	DNP	14-5-1	DNP	4-2-0	DNP	DNP
FORDHAM	02/04/17	83-86	L	24-5-4	DNP	22-8-1	DNP	7-5-4	DNP	DNP
at Dayton	02/07/17	70-77	L	25-0-10	DNP	17-5-1	DNP	4-7-3	0-1-0	DNP
MASSACHUSETTS	02/11/17	76-87	L	12-5-6	DNP	15-8-1	DNP	10-4-2	DNP	DNP

Opponent	Date	Score		13 VEGA,CHRIS	15 CLOVER,CHR	20 CASPER,BRE	21 THOMPSON,K	22 EDWARDS,LO	23 LODGE,MARK	25 DEMERY,JAM
TOLEDO	11/12/16	77-76	w	DNP	0-0-0	0-0-0	DNP	DNP	4-1-1	11-8-0
COLUMBIA	11/14/16	85-65	w	0-0-0	11-2-0	7-2-0	1-0-0	0-1-0	1-3-0	DNP
vs Loyola Chicago	11/18/16	71-57	w	DNP	0-3-0	6-3-0	DNP	DNP	3-4-0	DNP
vs Ole Miss	11/20/16	68-81	L	DNP	8-0-0	0-2-1	DNP	DNP	8-2-0	DNP
vs NC State	11/21/16	63-73	L	DNP	2-5-0	2-5-0	DNP	DNP	4-6-0	DNP
TEMPLE	11/30/16	72-78	L	DNP	2-1-0	2-2-0	DNP	DNP	9-5-0	DNP
at Villanova	12/03/16	57-88	L	0-0-0	5-3-1	2-2-0	0-0-0	DNP	6-10-0	DNP
at Drexel	12/11/16	72-71	w	DNP	1-2-1	10-4-2	DNP	DNP	3-2-0	DNP
at Princeton	12/14/16	76-68	w	DNP	4-1-0	8-7-1	DNP	DNP	8-9-0	DNP
at Illinois State	12/18/16	72-81	L	DNP	2-1-0	9-4-2	0-0-1	DNP	2-0-0	DNP
LAFAYETTE	12/22/16	92-63	w	0-1-0	10-0-0	5-6-1	0-1-0	DNP	5-4-0	DNP
GEORGE WASHINGTON	12/30/16	68-63	w	DNP	7-1-0	2-1-1	DNP	DNP	2-6-0	9-4-4
at Rhode Island	01/03/17	58-88	L	DNP	4-3-0	2-2-1	0-1-0	DNP	10-2-0	17-8-1
at Fordham	01/07/17	70-55	w	DNP	6-3-2	10-5-5	0-1-0	DNP	10-7-0	27-6-1
GEORGE MASON	01/10/17	67-75	L	DNP	4-1-0	10-4-1	DNP	DNP	0-0-0	16-6-0
RICHMOND	01/14/17	66-70	L	DNP	9-0-1	2-6-1	DNP	DNP	2-2-0	5-8-1
at Massachusetts	01/18/17	57-62	L	DNP	5-2-3	2-0-0	DNP	DNP	11-9-1	19-11-0
PENN	01/21/17	78-71	w	DNP	10-1-0	0-1-1	DNP	DNP	2-2-0	15-6-2
at St. Bonaventure	01/24/17	63-67	L	DNP	4-3-1	5-1-2	DNP	DNP	2-5-0	13-4-2
LA SALLE	01/28/17	73-72	w	DNP	21-1-5	0-0-0	DNP	DNP	4-1-0	13-10-4
DAVIDSON	01/31/17	60-75	L	DNP	7-3-1	5-8-2	DNP	DNP	7-6-0	4-5-0
FORDHAM	02/04/17	83-86	L	DNP	8-3-1	0-2-2	DNP	DNP	3-7-0	14-5-3
at Dayton	02/07/17	70-77	L	DNP	DNP	8-9-0	DNP	DNP	8-8-0	DNP
MASSACHUSETTS	02/11/17	76-87	L	DNP	7-3-1	8-2-1	DNP	DNP	7-2-0	8-2-0



Saint Joseph's Basketball  
Saint Joseph's Points-Rebounds-Assists (as of Feb 11, 2017)  
All games



Opponent	Date	Score		32	34
				WILLIAMS,J	BAUMANN,JA
TOLEDO	11/12/16	77-76	w	3-0-0	3-5-0
COLUMBIA	11/14/16	85-65	w	3-1-0	4-6-0
vs Loyola Chicago	11/18/16	71-57	w	DNP	4-3-0
vs Ole Miss	11/20/16	68-81	L	0-1-0	4-5-0
vs NC State	11/21/16	63-73	L	6-2-0	4-4-1
TEMPLE	11/30/16	72-78	L	DNP	5-4-0
at Villanova	12/03/16	57-88	L	2-0-0	1-0-0
at Drexel	12/11/16	72-71	w	0-3-0	6-9-0
at Princeton	12/14/16	76-68	w	2-1-0	2-7-0
at Illinois State	12/18/16	72-81	L	1-0-0	2-3-0
LAFAYETTE	12/22/16	92-63	w	4-2-0	1-2-0
GEORGE WASHINGTON	12/30/16	68-63	w	DNP	4-5-0
at Rhode Island	01/03/17	58-88	L	2-1-0	3-6-0
at Fordham	01/07/17	70-55	w	0-1-0	0-1-0
GEORGE MASON	01/10/17	67-75	L	0-0-0	2-2-0
RICHMOND	01/14/17	66-70	L	2-2-0	2-4-0
at Massachusetts	01/18/17	57-62	L	DNP	0-4-0
PENN	01/21/17	78-71	w	3-4-0	4-6-0
at St. Bonaventure	01/24/17	63-67	L	6-2-0	2-0-0
LA SALLE	01/28/17	73-72	w	5-8-0	DNP
DAVIDSON	01/31/17	60-75	L	0-2-0	1-1-0
FORDHAM	02/04/17	83-86	L	5-0-0	0-1-0
at Dayton	02/07/17	70-77	L	8-1-0	0-0-0
MASSACHUSETTS	02/11/17	76-87	L	1-2-0	8-4-0



**Saint Joseph's Basketball**  
**Saint Joseph's Team Game-by-Game (as of Feb 11, 2017)**  
**All games**




TEAM STATISTICS

Opponent	Date	Score		Total		3-Pointers		Free throws		Rebounds				pf	a	t/o	blk	stl	pts	avg
				fg-fga	pct	3fg-fga	pct	ft-fa	pct	off	def	tot	avg							
TOLEDO	11/12/16	77-76	W	27-60	.450	6-14	.429	17-28	.607	9	23	32	32.0	20	9	13	5	5	77	77.0
COLUMBIA	11/14/16	85-65	W	32-58	.552	7-23	.304	14-21	.667	9	26	35	33.5	15	16	8	5	7	85	81.0
vs Loyola Chicago	11/18/16	71-57	W	21-51	.412	7-17	.412	22-29	.759	8	24	32	33.0	16	6	15	1	7	71	77.7
vs Ole Miss	11/20/16	68-81	L	25-55	.455	8-22	.364	10-22	.455	7	26	33	33.0	19	14	13	0	8	68	75.2
vs NC State	11/21/16	63-73	L	24-73	.329	5-22	.227	10-12	.833	22	21	43	35.0	17	9	8	4	6	63	72.8
TEMPLE	11/30/16	72-78	L	25-60	.417	12-23	.522	10-16	.625	11	25	36	35.2	14	17	9	5	3	72	72.7
at Villanova	12/03/16	57-88	L	21-62	.339	5-15	.333	10-13	.769	12	22	34	35.0	12	10	12	0	2	57	70.4
at Drexel	12/11/16	72-71	W	25-60	.417	3-18	.167	19-30	.633	11	25	36	35.1	24	10	11	4	4	72	70.6
at Princeton	12/14/16	76-68	W	26-67	.388	4-17	.235	20-26	.769	19	39	58	37.7	21	11	10	6	5	76	71.2
at Illinois State	12/18/16	72-81	L	23-55	.418	8-25	.320	18-23	.783	11	21	32	37.1	16	14	14	2	3	72	71.3
LAFAYETTE	12/22/16	92-63	W	35-67	.522	6-19	.316	16-26	.615	12	32	44	37.7	16	13	12	2	10	92	73.2
GEORGE WASHINGTON	12/30/16	68-63	W	27-58	.466	5-14	.357	9-19	.474	8	21	29	37.0	9	14	3	7	7	68	72.8
at Rhode Island	01/03/17	58-88	L	22-51	.431	2-8	.250	12-25	.480	11	28	39	37.2	15	9	17	5	3	58	71.6
at Fordham	01/07/17	70-55	W	28-53	.528	4-13	.308	10-18	.556	9	34	43	37.6	11	17	16	2	6	70	71.5
GEORGE MASON	01/10/17	67-75	L	27-64	.422	5-21	.238	8-12	.667	12	17	29	37.0	16	5	14	2	4	67	71.2
RICHMOND	01/14/17	66-70	L	21-61	.344	4-17	.235	20-29	.690	14	27	41	37.2	21	9	17	5	4	66	70.9
at Massachusetts	01/18/17	57-62	L	19-59	.322	4-16	.250	15-20	.750	11	32	43	37.6	14	10	16	5	5	57	70.1
PENN	01/21/17	78-71	W	21-51	.412	5-19	.263	31-43	.721	11	27	38	37.6	20	8	7	3	3	78	70.5
at St. Bonaventure	01/24/17	63-67	L	25-60	.417	7-22	.318	6-12	.500	13	22	35	37.5	19	13	10	3	3	63	70.1
LA SALLE	01/28/17	73-72	W	25-52	.481	9-17	.529	14-25	.560	5	27	32	37.2	22	14	13	2	4	73	70.2
DAVIDSON	01/31/17	60-75	L	21-61	.344	3-10	.300	15-25	.600	16	21	37	37.2	16	8	10	1	3	60	69.8
FORDHAM	02/04/17	83-86	Lot	24-63	.381	11-23	.478	24-40	.600	15	29	44	37.5	21	15	16	6	7	83	70.4
at Dayton	02/07/17	70-77	L	25-58	.431	8-26	.308	12-13	.923	9	22	31	37.2	14	14	10	3	2	70	70.3
MASSACHUSETTS	02/11/17	76-87	L	24-59	.407	6-18	.333	22-32	.688	17	23	40	37.3	26	11	10	5	2	76	70.6
Saint Joseph's		1694		593-1418	.418	144-439	.328	364-559	.651	282	614	896	37.3	414	276	284	83	113	1694	70.6
Opponents		1749		612-1412	.433	226-635	.356	299-414	.722	224	637	861	35.9	488	347	300	65	130	1749	72.9

Games played: 24  
Points/game: 70.6  
FG Pct: 41.8  
3FG Pct: 32.8  
FT Pct: 65.1

Rebounds/game: 37.3  
Assists/game: 11.5  
Turnovers/game: 11.8  
Assist/turnover ratio: 1.0  
Steals/game: 4.7  
Blocks/game: 3.5



## JAVON BAUMANN

Grad. Student • Forward • 6-8 • 255  
Solms-Oberbiel, Germany  
Theodor-Heus School

Overall Stats: 2.7 ppg, 3.6 rpg, 0.7 bpg  
Atlantic 10 Stats: 2.0 ppg, 2.5 rpg, 0.9 bpg

34

### 2016-17:

- Had season-high 8 pts and season-high 3 blocks vs. UMass
- Grabbed 6 rebounds vs. Penn
- Pulled down 7 rebounds at Princeton
- Posted career-high 9 rebounds and added 6 points at Drexel
- Pulled down 5 rebounds vs. Ole Miss
- Recorded 6 rebounds and added 2 blocks vs. Columbia
- Pulled down 5 rebounds vs. Toledo
- Chosen as team tri-captain


### High School/Personal:

- Played for the Licher Baeren team in Germany's Pro-B League
- Member of SJU Athletic Director's and A-10 Commissioner's Honor Rolls for Spring 2016
- Graduated with food marketing degree in December 2015
- Currently attending graduate school and pursuing an MBA in international business

### 2016-17 Game-by-Game

OPPONENT	MIN	FG-A	3PT-A	FT-A	OR	DR	TR	F	A	TO	BL	S	PT
Toledo	15	1-3	0-0	1-3	3	2	5	3	0	1	0	0	3
Columbia	16	2-2	0-0	0-1	1	5	6	1	0	0	2	0	4
Loyola-Chicago	25	1-2	0-0	2-5	3	0	3	1	0	0	0	1	4
Ole Miss	11	2-2	0-0	0-0	2	3	5	3	0	1	0	0	4
NC State	18	2-3	0-0	0-0	2	2	4	1	1	0	1	1	4
Temple	15	2-3	0-0	1-2	2	2	4	1	0	0	1	0	5
Villanova	11	0-0	0-0	1-2	0	0	0	2	0	1	0	0	1
Drexel	22	3-3	0-0	0-1	5	4	9	3	0	0	2	0	6
Princeton	13	1-3	0-0	0-2	4	3	7	3	0	0	0	0	2
Illinois State	15	1-2	0-0	0-0	2	1	3	1	0	0	1	0	2
Lafayette	10	0-1	0-0	1-2	0	2	2	1	0	0	0	0	1
George Washington	16	2-4	0-0	0-2	2	3	5	3	0	0	2	0	4
Rhode Island	11	1-3	0-0	1-2	4	2	6	1	0	0	2	0	3
Fordham	13	0-0	0-0	0-0	0	1	1	0	0	0	1	2	0
George Mason	23	1-1	0-0	0-0	1	1	2	2	0	2	1	2	2
Richmond	7	1-1	0-0	0-0	2	2	4	5	0	2	0	0	2
Massachusetts	13	0-0	0-0	0-0	1	3	4	1	0	1	1	1	0
Penn	13	1-1	0-0	2-2	4	2	6	4	0	0	0	0	4
St. Bonaventure	10	1-1	0-0	0-2	0	0	0	0	0	1	0	0	2
La Salle					Did Not Play								
Davidson	10	0-0	0-0	1-2	1	0	1	2	0	2	0	0	1
Fordham	5	0-0	0-0	0-0	0	1	1	1	0	1	0	0	0
Dayton	5	0-0	0-0	0-0	0	0	0	0	0	0	0	0	0
Massachusetts	12	3-3	0-0	2-4	3	1	4	3	0	2	3	0	8
VCU													
La Salle													
St. Bonaventure													
Saint Louis													
Rhode Island													
Duquesne													

\* Denotes game started



## BRENDAN CASPER

Senior • Forward • 6-6 • 215  
Audubon, Pa.  
Methacton

Overall Stats: 4.4 ppg, 3.3 rpg, 1.0 apg  
Atlantic 10 Stats: 4.5 ppg, 3.3 rpg, 1.3 apg

20

### 2016-17:

- Had 8 points and matched career-high 9 rebounds in career-high 35 minutes in second career start at Dayton
- Made first collegiate start against Fordham
- Pulled down team-high eight rebounds vs. Davidson
- Matched career-high 10 pts vs. George Mason
- Matched career-high 10 pts, added career-high 5 assists at Fordham
- Scored 9 points at Illinois State
- Scored career-high 10 points at Drexel
- Chosen as team tri-captain
- Received a scholarship for the entire academic year

### High School/Personal:

- Named to SJU Athletic Director's Honor Roll for both semesters last year and to A-10 Commissioner's Honor Roll for Spring 2016
- Made the Hawks' squad as a walk-on in 2013-14 and received a scholarship for Spring 2016
- 2013 Pottstown Area Player of the Year
- Averaged 20.0 points and 10.0 rebounds per game as a senior
- Father, Rob, played basketball under Phil Martelli at Bishop Kenrick
- Business administration major

### 2016-17 Game-by-Game

OPPONENT	MIN	FG-A	3PT-A	FT-A	OR	DR	TR	F	A	TO	BL	S	PT
Toledo	2	0-0	0-0	0-0	0	0	0	0	0	0	0	0	0
Columbia	23	3-4	1-1	0-0	0	2	2	2	0	1	0	1	7
Loyola-Chicago	22	1-2	0-1	4-5	0	3	3	4	0	1	0	1	6
Ole Miss	18	0-3	0-1	0-0	0	2	2	3	1	2	0	1	0
NC State	13	1-5	0-2	0-0	2	3	5	3	0	0	0	1	2
Temple	19	1-3	0-1	0-0	1	1	2	3	0	1	0	0	2
Villanova	18	1-4	0-1	0-0	0	2	2	0	0	0	0	0	2
Drexel	23	3-4	0-0	4-4	0	4	4	5	2	0	0	2	10
Princeton	20	2-4	0-0	4-5	3	4	7	3	1	3	0	0	8
Illinois State	18	4-5	1-1	0-0	0	4	4	3	2	0	0	0	9
Lafayette	17	2-5	0-2	1-1	2	4	6	3	1	1	1	0	2
George Washington	11	1-1	0-0	0-1	0	1	1	2	1	0	0	0	2
Rhode Island	10	0-2	0-1	2-3	0	2	2	1	1	0	0	1	2
Fordham	21	4-6	0-1	2-2	2	3	5	1	5	1	0	1	10
George Mason	22	5-9	0-1	0-0	2	2	4	3	1	0	0	1	10
Richmond	22	1-5	0-0	0-2	0	6	6	3	1	0	0	1	2
Massachusetts	7	1-2	0-0	0-0	0	0	0	1	0	1	0	1	2
Penn	7	0-1	0-0	0-0	0	1	1	1	1	1	0	2	0
St. Bonaventure	11	2-4	1-2	0-1	1	0	1	3	2	2	0	0	5
La Salle	5	0-0	0-0	0-2	0	0	0	0	0	0	0	0	0
Davidson	22	1-5	0-1	3-4	4	4	8	4	2	0	0	0	5
Fordham*	11	0-4	0-1	0-0	0	2	2	2	2	1	0	1	0
Dayton*	35	3-9	0-3	2-2	3	6	9	4	0	1	0	0	8
Massachusetts	19	3-5	0-0	2-2	2	0	2	4	1	0	0	0	8
VCU													
La Salle													
St. Bonaventure													
Saint Louis													
Rhode Island													
Duquesne													

\* Denotes game started



## MICHAEL BOOTH

Junior • Guard • 6-3 • 199  
 Thornton, Pa.  
 Bishop Shanahan

Overall Stats: 0.5 ppg, 0.5 rpg, 0.0 apg  
 Atlantic 10 Stats: 0.0 ppg, 0.5 rpg, 0.0 apg

3

### 2016-17:

- Saw action at Fordham
- Pulled down a rebound at Rhode Island
- Pulled down career-high 2 rebs in career-high 3 min. vs. Lafayette
- Scored first career three-pointer at Illinois State
- Saw action at Villanova
- Made season debut vs. Columbia

### High School/Personal:

- Named to both the SJU Athletic Director's and A-10 Commissioner's Honor Roll for both semesters last year
- Made the Hawks' squad as a walk-on in 2014-15
- 2014 All-Ches-Mont League First Team and All-Area Second Team
- Holds school record for three-point field goals in a season with 55
- Grandson of SJU Hall of Famer Harry Booth, who was the Hawks' head coach from 1974 to 1978
- Pharmaceutical marketing major

### 2016-17 Game-by-Game

OPPONENT	MIN	FG-A	3PT-A	FT-A	OR	DR	TR	F	A	TO	BL	S	PT
Toledo													
Columbia	2	0-0	0-0	0-0	0	0	0	0	0	0	0	0	0
Loyola-Chicago													
Ole Miss													
NC State													
Temple													
Villanova	1	0-1	0-0	0-0	0	0	0	0	0	0	0	0	0
Drexel													
Princeton													
Illinois State	1	1-1	1-1	0-0	0	0	0	0	0	0	0	0	3
Lafayette	3	0-2	0-1	0-0	1	1	2	0	0	0	0	0	0
George Washington													
Rhode Island	2	0-0	0-0	0-0	0	1	1	0	0	1	0	0	0
Fordham	1	0-0	0-0	0-0	0	0	0	0	0	0	0	0	0
George Mason													
Richmond													
Massachusetts													
Penn													
St. Bonaventure													
La Salle													
Davidson													
Fordham													
Dayton													
Massachusetts													
VCU													
La Salle													
St. Bonaventure													
Saint Louis													
Rhode Island													
Duquesne													

\* Denotes game started



## JAMES DEMERY

Junior • Guard • 6-6 • 197  
 Williamston, N.C.  
 Northside Christian Academy

Overall Stats: 13.2 ppg, 6.4 rpg, 1.4 apg  
 Atlantic 10 Stats: 13.2 ppg, 6.3 rpg, 1.5 apg

25

### 2016-17:

- Missed Dayton game due to illness
- Scored 14 pts in career-high 44 minutes vs. Fordham
- Posted second career double-double (13 pts, 10 rebs) vs. La Salle
- Had 15 points and 6 rebounds vs. Penn
- Had 19 pts and 11 rebs for first career double-double at UMass
- Pulled down 8 rebounds vs. Richmond
- Had 16 points and 6 rebounds vs. George Mason
- Hit career-high 27 pts (10-of-16 FG) at Fordham
- Poured in 17 pts and added 8 rebounds at Rhode Island
- Posted 9 points, 4 assists, and 4 rebounds in return vs. GW
- Missed 10 games due to stress fracture in left foot
- Posted 11 points and matched career-high 8 rebounds vs. Toledo

### High School/Personal:

- Averaged 18.0 points and 5.0 rebounds per game as a senior
- All-Conference and All-County selection
- Helped team to third straight NCISAA 2A title
- Criminal justice major

### 2016-17 Game-by-Game

OPPONENT	MIN	FG-A	3PT-A	FT-A	OR	DR	TR	F	A	TO	BL	S	PT
Toledo*	32	5-14	0-2	1-2	2	6	8	2	0	4	1	1	11
Columbia													
Loyola-Chicago													
Ole Miss													
NC State													
Temple													
Villanova													
Drexel													
Princeton													
Illinois State													
Lafayette													
George Washington	25	4-10	1-2	0-1	0	4	4	2	4	0	1	1	9
Rhode Island	24	7-13	0-2	3-4	1	7	8	3	1	1	1	0	17
Fordham*	38	10-16	2-3	5-8	1	5	6	1	1	3	1	0	27
George Mason*	34	7-16	1-2	1-2	1	5	6	5	0	5	0	0	16
Richmond*	29	2-13	0-4	1-2	1	7	8	1	1	6	1	1	5
Massachusetts*	36	5-14	0-1	9-14	4	7	11	4	0	1	0	0	19
Penn*	33	3-9	0-1	9-12	1	5	6	3	2	2	2	0	15
St. Bonaventure*	28	5-12	0-2	3-5	1	3	4	4	2	3	1	0	13
La Salle*	37	5-11	0-0	3-7	2	8	10	3	4	5	0	0	13
Davidson*	18	2-10	0-0	0-2	1	4	5	1	0	2	0	0	4
Fordham*	44	4-11	0-0	6-15	2	3	5	1	3	2	0	3	14
Dayton													
Massachusetts*	22	3-6	0-1	2-4	0	2	2	4	0	3	0	0	8
VCU													
La Salle													
St. Bonaventure													
Saint Louis													
Rhode Island													
Duquesne													

\* Denotes game started



# SHAVAR NEWKIRK

Junior • Guard • 6-0 • 180  
New York, N.Y.  
Cardinal Hayes

Overall Stats: 20.3 ppg, 4.8 rpg, 3.5 apg  
Atlantic 10 Stats: 10.0 ppg, 1.0 rpg, 2.0 apg

1

**2016-17:**

- Will miss the rest of the 2016-17 season after suffering a torn ACL in his left knee vs. George Washington on December 30... Had been SJU's leading scorer up to that point
- Poured in 20-plus points 8 times in 12 games
- Netted 24 points vs. Lafayette
- Had 19 pts and career-high 8 rebs, 4 steals at Princeton
- Big 5 Co-Player of the Week (12/12) after performance at Drexel
- Hit game-winning three-pointer with 6.7 seconds to go en route to 27 points (career-high 10-of-16 FG), 7 rebs, and 4 assists at Drexel
- Hit for 22 points and added 7 rebs. and 5 assists vs. Temple
- Recorded 23 points, 6 rebounds, and 5 assists vs. NC State
- Had 21 points and season-high 6 assists vs. Ole Miss
- A-10 Co-Player of the Week (11/14) after performance vs. Toledo
- Registered career-high 28 pts and added 7 rebs vs. Toledo


**High School/Personal:**

- Two-time *N.Y. Daily News* Bronx Player of the Year
- Two-time All-City and All-CHSAA First Team honoree
- Averaged 17.0 points, 7.0 assists and 4.0 rebounds as a senior
- Led Cardinal Hayes to team's first Archdiocesan title in over 40 years
- Played his freshman year at Rice High School
- Accounting major

## 2016-17 Game-by-Game

OPPONENT	MIN	FG-A	3PT-A	FT-A	OR	DR	TR	F	A	TO	BL	S	PT
Toledo*	35	9-16	3-4	7-9	1	6	7	1	3	1	0	1	28
Columbia*	30	6-12	1-5	4-4	2	1	3	3	4	1	0	1	17
Loyola-Chicago*	36	5-12	1-2	9-10	0	2	2	1	1	2	0	1	20
Ole Miss*	35	7-11	1-3	6-10	1	2	3	3	6	2	0	3	21
NC State*	38	10-18	1-3	2-2	4	2	6	3	5	3	1	0	23
Temple*	38	7-15	4-6	4-4	2	5	7	3	5	3	0	0	22
Villanova*	33	3-15	2-4	3-4	1	1	2	2	4	3	0	0	11
Drexel*	39	10-16	0-3	7-10	3	4	7	2	4	1	1	0	27
Princeton*	37	4-16	1-6	10-11	2	6	8	1	0	1	0	4	19
Illinois State*	35	5-13	1-4	10-11	4	3	7	1	4	7	0	0	21
Lafayette*	30	8-13	4-6	4-4	0	4	4	0	4	1	0	2	24
George Washington*	18	2-6	0-2	6-6	0	1	1	0	2	1	0	3	10
Rhode Island				Did Not Play - Injured									
Fordham				Did Not Play - Injured									
George Mason				Did Not Play - Injured									
Richmond				Did Not Play - Injured									
Massachusetts				Did Not Play - Injured									
Penn				Did Not Play - Injured									
St. Bonaventure				Did Not Play - Injured									
La Salle				Did Not Play - Injured									
Davidson				Did Not Play - Injured									
Fordham				Did Not Play - Injured									
Dayton				Did Not Play - Injured									
Massachusetts				Did Not Play - Injured									
VCU													
La Salle													
St. Bonaventure													
Saint Louis													
Rhode Island													
Duquesne													

\* Denotes game started



# KYLE THOMPSON

Junior • Guard • 6-2 • 191  
Mt. Laurel, N.J.  
St. Joseph's Prep

Overall Stats: 0.2 ppg, 0.5 rpg, 0.2 apg  
Atlantic 10 Stats: 0.0 ppg, 1.0 rpg, 0.0 apg

21

**2016-17:**

- Pulled down a rebound at Fordham
- Pulled down a rebound at Rhode Island
- Pulled down a rebound in career-high 4 minutes vs. Lafayette
- Dished out an assist at Illinois State
- Saw action at Villanova
- Scored one point vs. Columbia

**High School/Personal:**

- Made the Hawks' squad as a walk-on in 2014-15
- All-Catholic League selection as a senior
- Averaged 12 ppg and led the team in rebounds, steals and assists
- Helped The Prep to state Final Four and Catholic League final
- Interdisciplinary health services major

## 2016-17 Game-by-Game

OPPONENT	MIN	FG-A	3PT-A	FT-A	OR	DR	TR	F	A	TO	BL	S	PT	
Toledo													Did Not Play	
Columbia	3	0-0	0-0	1-2	0	0	0	0	0	0	1	0	0	1
Loyola-Chicago													Did Not Play	
Ole Miss													Did Not Play	
NC State													Did Not Play	
Temple													Did Not Play	
Villanova	1	0-1	0-0	0-0	0	0	0	0	0	0	0	0	0	0
Drexel													Did Not Play	
Princeton													Did Not Play	
Illinois State	1	0-0	0-0	0-0	0	0	0	0	0	1	0	0	0	0
Lafayette	4	0-0	0-0	0-2	0	1	1	0	0	0	0	0	0	0
George Washington													Did Not Play	
Rhode Island	2	0-1	0-0	0-0	1	0	1	0	0	0	0	0	0	0
Fordham	1	0-0	0-0	0-0	0	1	1	0	0	1	0	0	0	0
George Mason													Did Not Play	
Richmond													Did Not Play	
Massachusetts													Did Not Play	
Penn													Did Not Play	
St. Bonaventure													Did Not Play	
La Salle													Did Not Play	
Davidson													Did Not Play	
Fordham													Did Not Play	
Dayton													Did Not Play	
Massachusetts													Did Not Play	
VCU													Did Not Play	
La Salle													Did Not Play	
St. Bonaventure													Did Not Play	
Saint Louis													Did Not Play	
Rhode Island													Did Not Play	
Duquesne													Did Not Play	

\* Denotes game started



## JAI WILLIAMS

Junior • Forward • 6-9 • 240  
Philadelphia, Pa.  
Philadelphia Electrical & Technical  
Charter

32

Overall Stats: 2.7 ppg, 1.7 rpg, 0.1 bpg  
Atlantic 10 Stats: 2.9 ppg, 1.9 rpg, 0.1 bpg

### 2016-17:

- Scored 8 pts on a perfect 4-of-4 shooting at Dayton
- Scored 5 points in 3 minutes vs. Fordham
- Had career-high 8 rebs and added 5 pts in career-high 25 min vs. La Salle
- Matched season-high 6 pts at St. Bonaventure
- Pulled down 4 rebounds vs. Penn
- Posted 4 points and 2 rebounds vs. Lafayette
- Pulled down three rebounds at Drexel
- Recorded season-high 6 points and added 2 rebounds vs. NC State
- Scored 3 points against both Toledo and Columbia

### High School/Personal:

- Redshirted 2013-14 season
- 2013 McDonald's All-American nominee
- Two-time All-Public League selection
- Averaged 10.2 points as a senior
- Communication studies major

### 2016-17 Game-by-Game

OPPONENT	MIN	FG-A	3PT-A	FT-A	OR	DR	TR	F	A	TO	BL	S	PT
Toledo	5	1-1	0-0	1-2	0	0	0	1	0	1	0	0	3
Columbia	8	1-1	0-0	1-3	1	0	1	1	0	0	0	0	3
Loyola-Chicago	Did Not Play												
Ole Miss	10	0-0	0-0	0-0	0	1	1	2	0	0	0	0	0
NC State	10	1-2	0-0	4-4	2	0	2	1	0	0	0	0	6
Temple	Did Not Play												
Villanova	7	1-1	0-0	0-0	0	0	0	0	0	0	0	0	2
Drexel	8	0-1	0-0	0-0	0	3	3	2	0	1	0	0	0
Princeton	6	1-1	0-0	0-0	0	1	1	1	0	1	0	0	2
Illinois State	6	0-0	0-0	1-2	0	0	0	2	0	0	0	0	1
Lafayette	8	2-3	0-0	0-0	1	1	2	2	0	0	0	0	4
George Washington	Did Not Play												
Rhode Island	9	1-1	0-0	0-0	0	1	1	2	0	0	0	0	2
Fordham	2	0-1	0-0	0-0	1	0	1	0	0	0	0	0	0
George Mason	5	0-0	0-0	0-0	0	0	0	0	0	1	0	0	0
Richmond	7	1-2	0-0	0-1	2	0	2	1	0	0	0	0	2
Massachusetts	Did Not Play												
Penn	9	1-1	0-0	2-2	1	3	4	1	0	0	0	0	4
St. Bonaventure	15	3-4	0-0	0-0	0	2	2	0	0	0	0	1	6
La Salle	25	2-2	0-0	1-2	2	6	8	2	0	2	0	0	5
Davidson	8	0-0	0-0	0-0	0	2	2	2	0	1	0	0	0
Fordham	3	1-1	0-0	3-3	0	0	0	2	0	1	0	0	5
Dayton	15	4-4	0-0	0-0	1	0	1	1	0	1	0	0	8
Massachusetts	10	0-2	0-0	1-2	1	1	2	3	0	1	1	0	1
VCU													
La Salle													
St. Bonaventure													
Saint Louis													
Rhode Island													
Duquesne													

\* Denotes game started



## CHRIS CLOVER

Sophomore • Guard • 6-3 • 213  
Philadelphia, Pa.  
St. Joseph's Prep

15

Overall Stats: 6.0 ppg, 1.8 rpg, 0.7 apg  
Atlantic 10 Stats: 7.5 ppg, 2.1 rpg, 1.4 apg

### 2016-17:

- Missed Dayton game due to illness
- Poured in career-high 21 points and dished out career-high 5 assists in career-high 34 minutes vs. La Salle
- Scored 10 points vs. Penn
- Netted 9 points against Richmond
- Scored 7 points, all in the second half, vs. George Washington
- Netted 10 points vs. Lafayette
- Had career-high 5 rebs vs. NC State
- Scored 8 points and added 2 steals vs. Ole Miss
- Scored 11 points vs. Columbia

### High School/Personal:

- Philadelphia Catholic League MVP and All-League First Team pick
- Scored 20.7 points per game to rank fifth in the city in scoring
- All-State Class AAAA First Team, All-Southeastern Pennsylvania First Team, All-USA Pennsylvania First Team selection
- Selected as the 2015 Markward Club Boys Player of the Year
- Totalled 1,248 points, 405 rebounds and 117 assists in his career
- Business administration major

### 2016-17 Game-by-Game

OPPONENT	MIN	FG-A	3PT-A	FT-A	OR	DR	TR	F	A	TO	BL	S	PT
Toledo	9	0-2	0-0	0-0	0	0	0	3	0	1	0	2	0
Columbia	13	5-8	1-2	0-0	1	1	2	3	0	1	0	1	11
Loyola-Chicago	11	0-3	0-1	0-0	1	2	3	2	0	3	0	0	0
Ole Miss	15	3-7	2-4	0-1	0	0	0	0	0	3	0	2	8
NC State	20	1-7	0-3	0-0	2	3	5	0	0	1	0	0	2
Temple	13	1-5	0-2	0-0	0	1	1	0	0	0	0	1	2
Villanova	19	2-4	0-1	1-1	1	2	3	2	1	1	1	0	5
Drexel	13	0-2	0-2	1-3	0	2	2	2	1	2	0	1	1
Princeton	14	2-5	0-1	0-0	0	1	1	3	0	1	0	0	4
Illinois State	10	1-4	0-1	0-0	0	1	1	0	0	2	0	0	2
Lafayette	19	4-6	0-0	2-3	0	0	0	4	0	1	0	1	10
George Washington	13	3-4	1-2	0-0	0	1	1	0	0	1	0	0	7
Rhode Island*	24	1-5	0-2	2-2	1	2	3	3	0	1	0	0	4
Fordham*	26	2-5	0-2	2-4	1	2	3	1	2	0	0	0	6
George Mason*	13	1-4	1-2	1-2	1	0	1	1	0	0	0	0	4
Richmond*	18	2-4	1-2	4-5	0	0	0	3	1	1	0	0	9
Massachusetts*	20	2-7	0-2	1-1	0	2	2	1	3	0	0	0	5
Penn*	26	4-10	1-3	1-4	0	1	1	3	0	1	0	0	10
St. Bonaventure*	21	2-5	0-0	0-0	1	2	3	0	1	0	0	0	4
La Salle*	34	8-11	4-5	1-2	0	1	1	5	5	0	0	1	21
Davidson*	33	2-11	0-2	3-6	1	2	3	1	1	0	0	0	7
Fordham*	28	3-10	2-3	0-0	0	3	3	1	1	2	1	0	8
Dayton	Did Not Play - Illness												
Massachusetts*	26	1-7	0-2	5-7	2	1	3	2	1	0	0	1	7
VCU													
La Salle													
St. Bonaventure													
Saint Louis													
Rhode Island													
Duquesne													

\* Denotes game started





## LAMARR KIMBLE

Sophomore • Guard • 6-0 • 190  
Philadelphia, Pa.  
Neumann-Goretti

2015-16 Atlantic 10 All-Rookie Team

0

Overall Stats: 15.5 ppg, 4.0 rpg, 4.5 apg  
Atlantic 10 Stats: 15.3 ppg, 3.8 rpg, 4.4 apg

**2016-17:**

- Will miss the rest of the 2016-17 season after suffering a fracture in the fifth metatarsal in his left foot vs. UMass on February 11... Had scored in double-digits 20 times in 24 games
- Had 25 pts and 10 assists for first career double-double at Dayton
- Poured in game-high 24 pts in career-high 50 minutes vs. Fordham
- Scored team-high 18 points in full 40 minutes vs. Davidson
- Hit game-winning shot with 15.8 seconds to go vs. La Salle... Was the second game-winner of his career
- Hit game-high 23 points in 40 minutes vs. Penn
- In back-to-back 40-min games, had 17 pts vs. Richmond, 18 vs. GM
- Had 12 pts, career-high 9 rebs, and six assists at Fordham
- Poured in 22 points vs. Lafayette
- Had 17 pts, 9 assists, and 8 rebs at Princeton
- Dished out 9 assists vs. Temple
- Had career-high 26 pts (10-of-17 FG, 5-of-8 3FG) vs. Loyola-Chicago
- Hit for 19 points and added 8 assists vs. Columbia
- Chosen as team tri-captain - second sophomore in three years and third in school history to earn the distinction in his second season

**High School/Personal:**

- 2015 All-Catholic League First Team selection, averaging 14.5 ppg
- PA Sportswriters All-State Class AAA First Team, All-USA PA First Team, and All-Southeastern PA Third Team selection
- Helped Neumann-Goretti to second straight PIAA Class AAA title
- Nickname is "Fresh"
- Communication studies major

### 2016-17 Game-by-Game

OPPONENT	MIN	FG-A	3PT-A	FT-A	OR	DR	TR	F	A	TO	BL	S	PT
Toledo*	36	6-14	1-3	3-6	1	1	2	1	3	3	0	0	16
Columbia*	31	7-16	0-7	5-6	0	3	3	1	8	1	0	0	19
Loyola-Chicago*	37	10-17	5-8	1-1	0	3	3	1	1	5	1	0	26
Ole Miss*	37	3-13	1-6	3-6	3	4	7	2	4	0	0	0	10
NC State*	38	1-15	1-7	0-0	1	3	4	0	2	1	0	1	3
Temple*	37	4-12	3-4	1-4	1	5	6	1	9	2	1	2	12
Villanova*	36	6-14	1-2	2-2	1	3	4	1	4	3	0	0	15
Drexel*	38	5-15	2-6	4-4	0	4	4	2	1	4	0	1	16
Princeton*	37	6-16	1-4	4-6	3	5	8	1	9	1	0	0	17
Illinois State*	34	3-13	1-7	2-3	0	3	3	2	6	2	0	1	9
Lafayette*	29	9-17	1-3	3-5	1	3	4	1	2	6	0	3	22
George Washington*	38	5-16	1-4	2-5	0	1	1	0	5	0	0	1	13
Rhode Island*	36	3-10	0-1	2-7	0	3	3	1	4	6	0	1	8
Fordham*	38	5-14	2-6	0-2	1	8	9	1	6	8	0	2	12
George Mason*	40	7-18	1-5	3-4	0	1	1	1	1	3	0	0	18
Richmond*	40	5-13	0-2	7-8	2	1	3	3	4	5	1	1	17
Massachusetts*	37	3-13	1-4	2-2	1	6	7	1	3	9	0	2	9
Penn*	40	6-13	2-5	9-11	0	3	3	2	5	2	0	0	23
St. Bonaventure*	40	5-15	3-8	1-2	0	5	5	4	5	2	0	1	14
La Salle*	34	5-15	3-5	1-1	0	4	4	4	1	3	0	0	14
Davidson*	40	7-16	1-3	3-3	0	3	3	2	4	3	0	2	18
Fordham*	50	7-18	3-8	7-9	0	5	5	3	4	4	0	1	24
Dayton*	40	7-18	4-10	7-8	0	0	0	2	10	3	0	0	25
Massachusetts*	34	2-10	2-7	6-7	0	5	5	2	6	3	0	1	12

VCU  
La Salle  
St. Bonaventure  
Saint Louis  
Rhode Island  
Dukesne

\* Denotes game started



## MARKELL LODGE

Sophomore • Forward • 6-7 • 214  
Creedmoor, N.C.  
Pace Academy

Overall Stats: 5.0 ppg, 4.3 rpg, 0.9 bpg

Atlantic 10 Stats: 5.5 ppg, 4.6 rpg, 0.8 bpg

23

**2016-17:**

- Recorded 8 points and 8 rebounds at Dayton
- Pulled down 7 rebounds in career-high 36 minutes vs. Fordham
- Posted 7 points and 6 rebounds vs. Davidson
- Scored career-high 11 pts and added 9 rebs at UMass
- Had 10 points to go with 7 rebounds at Fordham
- Scored 10 points at Rhode Island
- Had 6 rebounds and 3 blocks vs. George Washington
- Had 8 pts, 9 rebounds, and career-high 3 blocks at Princeton
- Recorded career-high 10 rebounds at Villanova
- Scored 9 points and added 5 rebounds vs. Temple
- Scored 8 points (4-of-4 FG) vs. Ole Miss
- Made first collegiate start vs. Toledo

**High School/Personal:**

- Sat out the 2014-15 season to concentrate on academics
- Averaged 18.0 points, 8.0 rebounds and 3.0 blocks as a senior
- Two-time All-Conference selection and team MVP
- Played at Christian Faith Center Academy during his junior season
- Sports marketing major

### 2016-17 Game-by-Game

OPPONENT	MIN	FG-A	3PT-A	FT-A	OR	DR	TR	F	A	TO	BL	S	PT	
Toledo*	19	2-2	0-0	0-0	1	0	1	3	1	1	2	0	4	
Columbia*	16	0-0	0-0	1-2	0	3	3	0	0	0	0	2	0	1
Loyola-Chicago*	14	1-1	0-0	1-2	1	3	4	4	0	1	0	1	3	
Ole Miss*	19	4-4	0-0	0-3	0	2	2	2	0	0	0	0	8	
NC State*	12	2-6	0-0	0-0	6	0	6	1	0	1	1	0	4	
Temple*	24	3-3	0-0	3-5	1	4	5	0	0	1	2	0	9	
Villanova*	23	3-6	0-0	0-0	4	6	10	2	0	1	0	0	6	
Drexel*	12	1-3	0-0	1-3	2	0	2	3	0	0	0	0	3	
Princeton*	20	4-6	0-0	0-0	4	5	9	3	0	0	3	0	8	
Illinois State*	15	1-1	0-0	0-0	0	0	0	3	0	0	1	0	2	
Lafayette*	21	2-2	0-0	1-3	1	3	4	0	0	0	1	0	5	
George Washington*	24	1-2	0-0	0-0	4	2	6	0	0	0	3	0	2	
Rhode Island*	19	5-7	0-0	0-0	1	1	2	2	0	1	0	0	10	
Fordham*	15	5-6	0-0	0-0	3	4	7	1	0	0	0	0	10	
George Mason*	11	0-0	0-0	0-0	0	0	0	2	0	0	1	0	0	
Richmond*	12	1-1	0-0	0-0	0	2	2	0	0	0	1	0	2	
Massachusetts*	27	5-6	0-0	1-1	4	5	9	2	1	1	1	1	11	
Penn*	17	1-1	0-0	0-1	1	1	2	3	0	0	0	0	2	
St. Bonaventure*	14	1-1	0-0	0-0	3	2	5	3	0	1	0	0	2	
La Salle*	15	2-2	0-0	0-0	0	1	1	1	0	0	0	0	4	
Davidson*	20	3-4	0-0	1-2	2	4	6	0	0	0	0	0	7	
Fordham*	36	1-1	0-0	1-5	2	5	7	3	0	1	1	1	3	
Dayton*	23	4-4	0-0	0-0	4	4	8	4	0	0	2	1	8	
Massachusetts*	17	3-4	0-0	1-2	0	2	2	3	0	0	1	0	7	

VCU  
La Salle  
St. Bonaventure  
Saint Louis  
Rhode Island  
Dukesne

\* Denotes game started



## GERALD BLOUNT

Freshman • Forward • 6-6 • 220  
Suwanee, Ga.  
Pomfret School (Conn.)

Overall Stats: 0.5 ppg, 0.5 rpg, 0.0 apg  
Atlantic 10 Stats: 0.0 ppg, 0.3 rpg, 0.0 apg

10

### 2016-17:

- Saw action at Fordham
- Played two minutes at Rhode Island
- Scored 1 pt and added first collegiate steal in season-high 4 min. vs. Lafayette
- Saw action at Villanova
- Recorded 2 points and 1 rebound vs. Columbia

### High School/Personal:

- Two-time All-New England Honorable Mention Class B selection
- Averaged 10.0 points and 7.8 rebounds in 2015-16
- Previously lived in Bayonne, N.J., attending Saint Anthony and St. Benedict Prep
- Finance major

### 2016-17 Game-by-Game

OPPONENT	MIN	FG-A	3PT-A	FT-A	OR	DR	TR	F	A	TO	BL	S	PT
Toledo													
Columbia	3	0-0	0-0	2-2	1	0	1	0	0	0	0	0	2
Loyola-Chicago													
Ole Miss													
NC State													
Temple													
Villanova	1	0-1	0-0	0-0	1	0	1	0	0	0	0	0	0
Drexel													
Princeton													
Illinois State													
Lafayette	4	0-0	0-0	1-2	0	0	0	0	0	0	0	1	1
George Washington													
Rhode Island	2	0-0	0-0	0-0	0	0	0	0	0	1	0	0	0
Fordham	2	0-1	0-0	0-0	0	0	0	0	0	1	0	0	0
George Mason													
Richmond													
Massachusetts													
Penn													
St. Bonaventure													
La Salle													
Davidson													
Fordham													
Dayton	4	0-0	0-0	0-0	0	1	1	0	0	1	0	0	0
Massachusetts													
VCU													
La Salle													
St. Bonaventure													
Saint Louis													
Rhode Island													
Duquesne													

\* Denotes game started



## CHARLIE BROWN

Freshman • Forward • 6-7 • 185  
Philadelphia, Pa.  
St. Thomas More (Conn.)

Overall Stats: 12.5 ppg, 5.2 rpg, 1.0 apg  
Atlantic 10 Stats: 13.4 ppg, 5.0 rpg, 0.9 apg

2

### 2016-17:

- Has scored in double figures 15 times in last 16 games
- Scored 15 pts and added 8 rebounds vs. UMass
- Poured in career-high 22 pts in career-high 46 minutes vs. Fordham
- A-10 Rookie of the Week (1/23) after performances vs. Penn, UMass
- Scored 19 pts and added career-high 9 rebounds vs. Penn
- Poured in 17 pts and added 6 rebs vs. George Mason
- A-10 Co-Rookie of the Week (1/2) after performance vs. GW
- Scored 13 points, including go-ahead 3FG, against GW
- Posted 13 pts and eight rebounds vs. Lafayette
- Had 14 pts, 5 rebs, and 3 steals vs. NC State

### High School/Personal:

- Played for St. Thomas More in 2015-16
- Helped team to a 31-6 record, berth in the National Prep Championship game, and the NEPSAC AAA Final
- Attended George Washington HS in Philadelphia
- Named the MVP of the Public League B Division in 2014-15
- Averaged 16.4 ppg that year, including 18.4 in league contests
- Father, Charles Brown, Sr., was a member of Overbrook High School's 34-0 team in the late 1970s and played at North Carolina A&T.
- Elementary education major

### 2016-17 Game-by-Game

OPPONENT	MIN	FG-A	3PT-A	FT-A	OR	DR	TR	F	A	TO	BL	S	PT
Toledo*	30	1-6	1-4	2-2	0	4	4	3	2	0	2	0	5
Columbia*	24	6-10	3-5	0-0	0	5	5	2	1	1	0	1	15
Loyola-Chicago*	28	2-8	1-4	4-4	0	6	6	1	1	2	0	3	9
Ole Miss*	33	5-10	3-5	0-0	1	3	4	3	0	1	0	1	13
NC State*	33	5-12	3-6	1-2	1	4	5	4	1	0	1	3	14
Temple*	32	3-12	3-7	0-0	2	5	7	2	1	0	1	0	9
Villanova*	28	2-6	1-3	3-4	2	3	5	2	0	1	0	0	8
Drexel*	30	2-8	1-3	2-3	0	1	1	2	2	1	0	0	7
Princeton*	32	5-12	2-5	0-0	0	7	7	3	0	1	1	1	12
Illinois State*	37	5-9	4-8	0-0	0	4	4	1	1	0	0	1	14
Lafayette*	31	5-11	1-6	2-2	2	6	8	2	3	1	0	1	13
George Washington*	28	6-9	1-2	0-0	1	3	4	1	2	0	1	1	13
Rhode Island*	35	4-7	2-2	1-1	1	2	3	1	1	2	1	1	11
Fordham*	21	0-2	0-1	0-0	0	4	4	4	0	2	0	0	0
George Mason*	38	6-13	2-8	3-4	1	5	6	1	2	2	0	1	17
Richmond*	37	4-16	2-8	3-4	1	4	5	1	0	1	2	0	13
Massachusetts*	37	3-12	3-8	2-2	0	6	6	2	0	1	2	0	11
Penn*	36	5-13	2-8	7-8	2	7	9	1	0	0	0	0	19
St. Bonaventure*	40	4-11	3-9	2-2	3	1	4	2	1	0	1	1	13
La Salle*	31	3-9	2-5	7-8	0	2	2	4	1	1	1	1	15
Davidson*	36	4-10	2-3	4-4	4	1	5	1	1	1	0	1	14
Fordham	46	7-14	6-11	2-2	2	6	8	4	1	3	2	1	22
Dayton*	40	6-17	4-11	1-1	0	5	5	2	1	1	1	1	17
Massachusetts*	40	4-12	4-8	3-4	3	5	8	2	1	0	0	0	15
VCU													
La Salle													
St. Bonaventure													
Saint Louis													
Rhode Island													
Duquesne													

\* Denotes game started



## LORENZO EDWARDS

Freshman • Forward • 6-7 • 222  
Lake Forest, Ill.  
Lake Forest

Overall Stats: 0.0 ppg, 1.0 rpg, 1.0 spg  
Atlantic 10 Stats: ---

22

### 2016-17:

- Will miss the rest of the 2016-17 season due to shoulder surgery
- Recorded 1 rebound and 1 steal vs. Columbia

### High School/Personal:

- All-State First Team pick by the Illinois Basketball Coaches Association
- Averaged 19.0 pts, 11.1 rebs and 3.3 blocks per game as a senior
- Named the Lake County Player of the Year
- *Chicago Sun-Times* and *Chicago Tribune* All-State Honorable Mention
- Father, Kevin Edwards, played for DePaul and had an 11-year NBA career with Miami, New Jersey, Orlando, and Vancouver
- Business major

### 2016-17 Game-by-Game

OPPONENT	MIN	FG-A	3PT-A	FT-A	OR	DR	TR	F	A	TO	BL	S	PT
Toledo													
Columbia	4	0-1	0-1	0-0	1	0	1	0	0	1	0	1	0
Loyola-Chicago													
Ole Miss													
NC State													
Temple													
Villanova													
Drexel													
Princeton													
Illinois State													
Lafayette													
George Washington													
Rhode Island													
Fordham													
George Mason													
Richmond													
Massachusetts													
Penn													
St. Bonaventure													
La Salle													
Davidson													
Fordham													
Dayton													
Massachusetts													
VCU													
La Salle													
St. Bonaventure													
Saint Louis													
Rhode Island													
Duquesne													

\* Denotes game started



## NICK ROBINSON

Freshman • Forward • 6-6 • 201  
Chicago, Ill.  
Kenwood Academy

Overall Stats: 5.2 ppg, 4.1 rpg, 1.7 apg  
Atlantic 10 Stats: 4.8 ppg, 4.1 rpg, 2.1 apg

5

### 2016-17:

- Scored 10 points vs. UMass
- Pulled down 7 rebounds in season-high 38 minutes at Dayton
- Had 7 points, 5 rebounds, and season-high 4 assists vs. Fordham
- Hit career-high 14 pts and matched career-high 8 rebs vs. Richmond
- Posted seven points and season-high eight rebs vs. Lafayette
- Netted 9 points and added 7 rebounds at Illinois State
- Scored 11 points vs. Temple
- Recorded 5 points and 5 rebounds vs. NC State
- Had 5 points and 5 rebounds vs. Columbia
- Recorded 7 points and 3 rebounds vs. Toledo


### High School/Personal:

- All-State, All-City, and All-Area selection
- Averaged 17.0 points and 9.0 rebounds per game
- Hit the game-clinching free throw as Kenwood advanced to the city championship for the first time ever in 2016
- Team went 22-4 and earned a berth in the sectional title game
- Business major

### 2016-17 Game-by-Game

OPPONENT	MIN	FG-A	3PT-A	FT-A	OR	DR	TR	F	A	TO	BL	S	PT
Toledo	17	2-2	1-1	2-4	0	3	3	3	0	1	0	1	7
Columbia*	26	2-4	1-2	0-1	1	4	5	1	3	1	1	2	5
Loyola-Chicago*	27	1-6	0-1	1-2	1	4	5	2	3	1	0	0	3
Ole Miss*	22	1-5	1-3	1-2	0	5	5	1	3	4	0	1	4
NC State*	18	1-5	0-1	3-4	2	3	5	4	0	2	0	0	5
Temple*	22	4-7	2-3	1-1	1	2	3	4	2	2	0	0	11
Villanova*	21	3-8	1-3	0-0	0	1	1	1	1	2	0	0	7
Drexel*	15	1-8	0-4	0-2	0	1	1	2	0	1	1	0	2
Princeton*	21	1-4	0-1	2-2	1	2	3	3	1	1	2	0	4
Illinois State*	28	2-7	0-3	5-7	2	5	7	3	0	3	0	1	9
Lafayette*	21	3-5	0-0	1-2	4	4	8	3	3	1	1	0	7
George Washington*	27	3-6	1-2	1-4	0	2	2	1	0	1	0	1	8
Rhode Island*	26	0-2	0-0	1-6	1	3	4	1	2	4	1	0	1
Fordham	22	2-2	0-0	1-2	0	3	3	2	3	0	0	1	5
George Mason	14	0-3	0-3	0-0	2	1	3	1	1	1	0	0	0
Richmond	28	4-6	1-1	5-7	4	4	8	2	2	2	0	1	14
Massachusetts	23	0-5	0-1	0-0	0	3	3	2	3	2	1	0	0
Penn	19	0-2	0-2	2-2	0	3	3	2	0	0	1	1	2
St. Bonaventure	21	2-7	0-1	0-0	2	4	6	3	2	1	1	0	4
La Salle	19	0-2	0-2	1-3	0	2	2	3	3	2	1	1	1
Davidson	13	2-5	0-1	0-2	1	1	2	3	0	1	1	0	4
Fordham	27	1-4	0-0	5-6	2	3	5	4	4	1	2	0	7
Dayton*	38	1-6	0-2	2-2	1	6	7	1	3	2	0	0	4
Massachusetts	20	5-10	0-0	0-0	1	3	4	3	2	1	0	0	10
VCU													
La Salle													
St. Bonaventure													
Saint Louis													
Rhode Island													
Duquesne													

\* Denotes game started



## CHRISTIAN VEGA

Junior • Guard • 6-0 • 170  
Guaynabo, Puerto Rico  
Colegio San Jose'

Overall Stats: 0.0 ppg, 0.3 rpg, 0.0 apg  
Atlantic 10 Stats: ---

13

### 2016-17:

- Pulled down first collegiate rebound vs. Lafayette
- Also saw action vs. Columbia and at Villanova

### High School/Personal:

- Averaged 19.0 points and 6.0 assists as a senior
- Four-time All-Star and All-Alliance PRHSAA while averaging double figures all four seasons
- Led Colegio San Jose' to two Final Four appearances
- Father, Reinaldo, participated in two Pan American games playing water polo for Puerto Rico
- Made squad as a walk-on in 2015-16
- Food marketing major

### 2016-17 Game-by-Game

OPPONENT	MIN	FG-A	3PT-A	FT-A	OR	DR	TR	F	A	TO	BL	S	PT
Toledo													
Columbia	1	0-0	0-0	0-0	0	0	0	1	0	0	0	0	0
Loyola-Chicago													
Ole Miss													
NC State													
Temple													
Villanova	1	0-1	0-1	0-0	0	0	0	0	0	0	0	0	0
Drexel													
Princeton													
Illinois State													
Lafayette	2	0-1	0-0	0-0	0	1	1	0	0	0	0	0	0
George Washington													
Rhode Island													
Fordham													
George Mason													
Richmond													
Massachusetts													
Penn													
St. Bonaventure													
La Salle													
Davidson													
Fordham													
Dayton													
Massachusetts													
VCU													
La Salle													
St. Bonaventure													
Saint Louis													
Rhode Island													
Duquesne													

\* Denotes game started



## TOLIVER FREEMAN

Freshman • Guard • 6-3 • 213  
Baton Rouge, La.  
Catholic

Overall Stats: 0.0 ppg, 0.0 rpg, 0.0 apg  
Atlantic 10 Stats: ---

11

### 2016-17:

- Made collegiate debut vs. Lafayette
- Joins the Hawks as a walk-on and will dress for home games only

### High School/Personal:

- Three-time All-District First Team and All-State Honorable Mention
- Averaged 19 points, six rebounds and three assists as a senior
- Chosen as his team's MVP for three consecutive seasons
- Scored over 1,500 pts in his career, surpassing 1,000-pt mark as a junior
- Helped Catholic to a 21-8 record in 2014-15.
- Biology major

### 2016-17 Game-by-Game

OPPONENT	MIN	FG-A	3PT-A	FT-A	OR	DR	TR	F	A	TO	BL	S	PT
Toledo													
Columbia													
Loyola-Chicago													
Ole Miss													
NC State													
Temple													
Villanova													
Drexel													
Princeton													
Illinois State													
Lafayette	1	0-1	0-1	0-0	0	0	0	0	0	0	0	0	0
George Washington													
Rhode Island													
Fordham													
George Mason													
Richmond													
Massachusetts													
Penn													
St. Bonaventure													
La Salle													
Davidson													
Fordham													
Dayton													
Massachusetts													
VCU													
La Salle													
St. Bonaventure													
Saint Louis													
Rhode Island													
Duquesne													

\* Denotes game started