

# SAINT JOSEPH'S HAWKS MEN'S BASKETBALL



## 2016-17 SCHEDULE

NOVEMBER		EST
Sat., 12	TOLEDO	W 77-76
Mon., 14	COLUMBIA	W 85-65
Fri., 18	vs. Loyola-Chicago +	W 71-57
Sun., 20	Ole Miss + (CBSSN)	L 68-81
Mon., 21	NC State + (CBSSN)	L 63-73
Wed., 30	TEMPLE % (CBSSN)	L 72-78
DECEMBER		
Sat., 3	at #2/#2 Villanova % (CBSSN)	L 57-88
Sun., 11	at Drexel	W 72-71
Wed., 14	at Princeton (ESPNU)	W 76-68
Sun., 18	at Illinois State (ESPN3)	L 72-81
Thu., 22	LAFAYETTE	W 92-63
Fri., 30	GEORGE WASHINGTON (CSN)	W 68-63
JANUARY		
Tue., 3	at Rhode Island (CBSSN)	L 58-88
Sat., 7	at Fordham (NBCSN)	3:00 p.m.
Tue., 10	GEORGE MASON (TCN, ASN)	7:00 p.m.
Sat., 14	RICHMOND (NBCSN)	12:30 p.m.
Wed., 18	at Massachusetts (TCN, ASN)	7:00 p.m.
Sat., 21	PENN (Palestra) %	7:00 p.m.
Tue., 24	at St. Bonaventure	7:00 p.m.
Sat., 28	LA SALLE (CSN, ASN)	6:00 p.m.
Tue., 31	DAVIDSON (TCN, ASN)	8:00 p.m.
FEBRUARY		
Sat., 4	FORDHAM (TCN, ASN)	6:00 p.m.
Tue., 7	at Dayton (TCN, ASN)	8:00 p.m.
Sat., 11	MASSACHUSETTS (NBCSN)	2:30 p.m.
Tue., 14	at VCU (CBSSN)	6:00 p.m.
Sat., 18	at La Salle % (CBSSN)	4:00 p.m.
Wed., 22	ST. BONAVENTURE	7:00 p.m.
Sat., 25	at Saint Louis (NBCSN)	4:30 p.m.
MARCH		
Wed. 1	RHODE ISLAND (TCN, ASN)	7:00 p.m.
Sat., 4	at Duquesne	2:00 p.m.
Wed., 8-	Atlantic 10 Championship	
Sun., 12	(PPG Paints Arena, Pittsburgh, Pa.)	

Home games in CAPS at Hagan Arena unless noted  
+ Paradise Jam (St. Thomas, U.S. Virgin Islands)  
% Big 5 game

## MEDIA INFORMATION

Basketball SID: Marie Wozniak  
Office Phone: 610-660-1727  
Cell Phone: 610-999-3634  
Email: mwozniak@sju.edu  
Fax: 610-660-1724  
Press Row Phone: 610-660-2599

[www.SJUHawks.com](http://www.SJUHawks.com)  
@SJUHawks  
@SJUHawks\_MBB

## SAINT JOSEPH'S HAWKS (7-6; 1-1 A-10)

at

## FORDHAM RAMS (6-9; 0-2 A-10)

Game #14 • January 7, 2016 • 3 p.m. • NBCSN

Rose Hill Gym • Bronx, N.Y.

### GAME DAY

<b>ARENA</b>	Rose Hill Gym (3,200)
<b>TELEVISION</b>	NBCSN (Rick Allen, Ros Gold-Onwude)
<b>RADIO</b>	610 Sports (Matt Martucci, Joe Lunardi)
<b>AUDIO STREAMING</b>	SJUHawks.com
<b>VIDEO STREAMING</b>	NBCSports.com
<b>SERIES RECORD</b>	SJU leads 34-17
<b>SJU STREAK</b>	1 loss
<b>HAWKS' NEXT GAME</b>	Jan. 10 vs. George Mason, 7 p.m., ASN/TCN

### GAME STORIES

- The Hawks lost their first game without leading scorer **Shavar Newkirk**, 88-58, at Rhode Island. **James Demery** had season-highs of 17 points and eight rebounds in his second game back after missing 10 games with an injury.
- **Shavar Newkirk** ranked third in the Atlantic 10 in scoring (21.2) before suffering his season-ending injury.
- The next A-10 victory will be the 200th conference win of **Phil Martelli's** career.
- This is SJU's second straight games against a "Rams" team as they faced Rhode Island on Tuesday.
- Today's game is part of the Jesuit Basketball Spotlight, which raises awareness of Jesuit education (more on pg. 10).



### HAWKS' PERSONNEL

#### 2016-17 Statistics

PROBABLE STARTERS	PPG	RPG	APG	MPG	Notes
F- #2 Charlie Brown	11.0	4.8	1.2	30.8	Double figures in the last 5 games
F- #25 James Demery	12.3	6.7	1.7	27.0	Team-highs of 17 pts, 8 rebs at Rhode Island
F- #23 Markell Lodge	5.0	4.2	0.1	18.3	Career-high 10 pts at URI
G- #15 Chris Clover	4.3	1.7	0.2	14.8	Scored 7 pts in 13 mins vs. GW
G- #0 Lamarr Kimble	14.3	4.0	4.5	33.7	Had 22 pts in Lafayette win

OFF THE BENCH	PPG	RPG	APG	MPG	Notes
F- #5 Nick Robinson	5.6	4.0	1.4	22.4	Had 8 pts in GW win
F- #20 Brendan Casper	4.2	3.1	0.7	16.5	Shot 4-of-5 from field at Illinois State
F- #34 Javon Baumann	3.3	4.4	0.1	15.2	Personal best 9 rebs in Drexel win
F- #32 Jai Williams	2.3	1.1	0.0	7.7	Season-high 6 pts vs. NC State
F- #10 Gerald Blount	0.8	0.5	0.0	2.5	Has played in four games
G- #3 Mike Booth	0.6	0.6	0.0	1.8	Has seen action in four games
G- #21 Kyle Thompson	0.2	0.4	0.2	2.2	Has played in four games
G- #13 Christian Vega	0.0	0.3	0.0	1.3	Junior walk-on in second year with team
G- #11 Toliver Freeman	0.0	0.0	0.0	1.0	Saw first action vs. Lafayette

#### INJURED

G- #1 Shavar Newkirk	20.3	4.8	3.5	33.7	Out for season with torn ACL
F- #22 Lorenzo Edwards	0.0	1.0	0.0	4.0	Out indefinitely with shoulder injury
G- #24 Pierfrancesco Oliva	4.0	3.7	1.7	16.5	Sidelined for the season w/ knee injury

**HAWKS' ROSTER**

NO.	NAME	CL	POS	HT	WT	HOMETOWN	HIGH SCHOOL
0	Lamarr Kimble	So.	G	6-0	190	Philadelphia, Pa.	Neumann-Goretti
1	Shavar Newkirk	Jr.	G	6-0	180	New York, N.Y.	Cardinal Hayes
2	Charlie Brown	Fr.	F	6-7	185	Philadelphia, Pa.	St. Thomas More (Conn.)
3	Michael Booth	Jr.	G	6-3	200	Thornton, Pa.	Bishop Shanahan
5	Nick Robinson	Fr.	F	6-6	201	Chicago, Ill.	Kenwood Academy
10	Gerald Blount	Fr.	F	6-6	220	Suwanee, Ga.	Pomfret School (Conn.)
11	Toliver Freeman	Fr.	G	6-3	213	Baton Rouge, La.	Catholic
13	Christian Vega	Jr.	G	6-0	175	Guaynabo, P.R.	Colegio San José
15	Chris Clover	So.	G	6-3	213	Philadelphia, Pa.	St. Joseph's Prep
20	Brendan Casper	Sr.	F	6-6	213	Audubon, Pa.	Methacton
21	Kyle Thompson	Jr.	G	6-2	190	Mt. Laurel, N.J.	St. Joseph's Prep
22	Lorenzo Edwards	Fr.	F	6-7	222	Lake Forest, Ill.	Lake Forest
23	Markell Lodge	So.	F	6-7	214	Washington, N.C.	Pace Academy
24	Pierfrancesco Oliva #	So.	F	6-8	201	Taranto, Italy	Bergen Catholic (N.J.)
25	James Demery	Jr.	F	6-6	198	Williamston, N.C.	Northside Christian Academy
32	Jai Williams	Jr.	F	6-9	240	Philadelphia, Pa.	Phila. Electrical Tech. Charter
34	Javon Baumann	Gr.	F	6-8	255	Solms-Oberbiel, Germany	Theodor-Heus

# injured - will sit out season

**Head Coach:** Phil Martelli (Widener '76) - 22nd year

**Assistant Coaches:** Mark Bass (Saint Joseph's '95) - 18th year; David Duda (Spring Garden '88) - 11th year; Geoff Arnold (Saint Joseph's '86) - 9th year

**Director of Basketball Operations:** Rob Sullivan (Saint Joseph's '06)

**Athletic Trainer:** Bill Lukasiewicz (Springfield '88)

**Captains:** Javon Baumann, Brendan Casper, Lamarr Kimble

**PRONUNCIATION GUIDE**

Javon Baumann . . . . .ja-VON BOW (like now)-min  
 (Gerald) Blount . . . . .blunt  
 (Chris) Clover . . . . .CLOE-verr  
 Markell (Lodge) . . . . .mar-KELL  
 Shavar (Newkirk) . . . .shuh-VAR  
 Pierfrancesco (Oliva) .pe-AIR-fran-CHES-co  
 Jai (Williams) . . . . .Ji (rhymes with "eye")  
  
 (Bill) Lukasiewicz . . . .Lu-KAZ-uh-WITZ



**BROADCAST SCHEDULE**

Date	Opponent	EST	TV	Radio	Digital
Nov. 12	TOLEDO	7:00 p.m.		610	A10N
Nov. 14	COLUMBIA	7:00 p.m.		800	A10N
Nov. 18	vs. Loyola-Chicago +	12:30 p.m.		800	Flo
Nov. 20	vs. Ole Miss+	6:00 p.m.	CBSSN	610	
Nov. 21	vs. NC State +	6:00 p.m.	CBSSN	610	
Nov. 30	TEMPLE	7:00 p.m.	CBSSN	610	
Dec. 3	at Villanova	1:00 p.m.	CBSSN	800	
Dec. 11	at Drexel	6:00 p.m.		610	
Dec. 14	at Princeton	5:00 p.m.	ESPNU	610	WatchESPN
Dec. 18	at Illinois State	4:00 p.m.		610	ESPN3
Dec. 22	LAFAYETTE	7:00 p.m.		610	A10N
Dec. 30	GEORGE WASHINGTON	7:00 p.m.	CSN	610	
Jan. 3	at Rhode Island	7:00 p.m.	CBSSN	610	
Jan. 7	at Fordham	3:00 p.m.	NBCSN	610	NBC
Jan. 10	GEORGE MASON	7:00 p.m.	TCN/ASN	800	ASN
Jan. 14	RICHMOND	12:30 p.m.	NBCSN	800	NBC
Jan. 18	at Massachusetts	7:00 p.m.	TCN/ASN	610	ASN
Jan. 21	PENN (at Palestra)	7:00 p.m.		610	ASN
Jan. 24	at St. Bonaventure	7:00 p.m.	TCN/ASN	800	ASN
Jan. 28	LA SALLE	6:00 p.m.	CSN/ASN	610	ASN
Jan. 31	DAVIDSON	8:00 p.m.	TCN/ASN	610	ASN
Feb. 4	FORDHAM	6:00 p.m.	TCN/ASN	800	ASN
Feb. 7	at Dayton	8:00 p.m.	TCN/ASN	800	ASN
Feb. 11	MASSACHUSETTS	2:30 p.m.	NBCSN	800	NBC
Feb. 14	at VCU	6:00 p.m.	CBSSN	800	
Feb. 18	at La Salle &	4:00 p.m.	CBSSN	610	
Feb. 22	ST. BONAVENTURE	7:00 p.m.		800	
Feb. 25	at Saint Louis	4:30 p.m.	NBCSN	800	NBC
March 1	RHODE ISLAND	7:00 p.m.	TCN/ASN	610	ASN
March 4	at Duquesne	2:00 p.m.		610	
March 8-12	Atlantic 10 Championship (PPG Paints Arena, Pittsburgh, Pa.)				

\* Paradise Jam (St. Thomas, U.S. Virgin Islands)

ASN= American Sports Network; CBSSN= CBS Sports Network; NBCSN= NBC Sports Network; TCN= The Comcast Network; CSN= Comcast SportsNet; A10N= Atlantic 10 Network (atlantic10.com); Flo=FloHoops.com; NBC= NBCSports.com

610= 610 Sports (AM); 800= WTMR AM 800

**SERIES HISTORY**

**SAINT JOSEPH'S vs. FORDHAM**

<b>All-Time Series:</b> SJU 34-17	<b>Last 5 Games</b>		
<b>SJU Streak:</b> 2 wins	2/6/16	W	82-60
<b>First Meeting:</b> 1919, SJU 36-22	1/16/16	W	80-55
<b>Last Meeting:</b> 2/6/16, SJU 82-60	2/15/15	L	55-69
<b>Last SJU Win:</b> 2/6/16, 82-60	1/14/15	W	66-55
<b>Last FOR Win:</b> 2/15/15, 69-55	2/22/14	W	87-72
<b>Coach Martelli vs. Fordham:</b> 31-4			

SJU has only lost twice to Fordham since January 2000, giving the Hawks wins in 23 of the last 25 games... The most recent loss to the Rams came here at Rose Hill Gym, on Feb. 15, 2015.

**STATISTICAL COMPARISON**

	Saint Joseph's	Fordham
Overall Record	7-6	6-9
Conference Record	1-1	0-2
Home Record	4-1	6-3
Away Record	2-3	0-5
Neutral Record	1-2	0-1
Points per Game	71.6	72.0
Opponent Points per Game	73.2	77.5
Field Goal Pct.	.429	.439
Opponent Field Goal Pct.	.435	.455
3-Pt. Field Goals Made per Game	6.0	7.5
3-Pt. Field Goal Pct.	.329	.375
Opponent 3-Pt. Field Goal Pct.	.395	.327
Free Throws Made per Game	14.4	10.5
Free Throw Pct.	.645	.700
Rebounds per Game	37.2	32.0
Opponent Rebounds per Game	36.5	42.0
Assists per Game	11.7	15.5
Turnovers per Game	11.2	9.0
Opponent Turnovers per Game	12.5	12.0
Blocks per Game	3.5	3.5



**PHIL MARTELLI**  
Head Coach

In 22 seasons as head coach at Saint Joseph's, **Phil Martelli** has built a program that is consistently one of the top in the conference, a perennial postseason participant and a key player on the national scene. In doing so, he has earned his place among the top coaches in the school's storied history and has become one of the more respected coaches in the game.

Martelli is the Hawks' all-time leader in career victories with a mark of 410-279. Setting the school record for wins in a season (30) in 2004, Martelli has guided SJU to 20 or more victories nine times in the past 21 seasons, which is the most for any Hawks' coach. His record of 199-143 in Atlantic 10 play is the most conference wins for any active coach and ranks second all-time in the league.

Seven of Martelli's players have reached the NBA, with three First Round draft picks - DeAndre' Bembry (2016), Jameer Nelson (2004) and Delonte West (2004) - and a second-round selection Ahmad Nivins (2009). Dwayne Jones and Ronald Roberts, Jr. each had NBA stints while undrafted free agent Langston Galloway earned All-Rookie Second Team honors with the New York Knicks in 2014-15. Nelson (Denver), Galloway (New Orleans) and Bembry (Atlanta) are currently playing in the NBA.

Martelli has been at his best when it counts the most as his 18 postseason wins (7 NCAA, 11 NIT) are the most in school history. He has taken SJU to the postseason in four of the last five years, and 13 times in his 21 seasons at SJU.

Saint Joseph's 2015-16 team made its mark as one of the best in school history, compiling a 28-8 record for the second-most victories for a Hawk team. SJU won its second A-10 title in three seasons and advanced to the NCAA Second Round for the first time since 2004. Martelli, who recorded his 400th career win, earned Big 5 Coach of the Year honors as the Hawks were the third most improved team in the nation. He also had two of the best players in the league, as DeAndre' Bembry was the A-10 Player of the Year and Isaiah Miles was the Most

Improved Player, with both earning All-Conference honors.

He has also served the game of basketball as a Past President of the NABC's Board of Directors and as member of the NCAA Division I Men's Ethics Coalition. In 2016, he was honored with the Gene Bartow Award by Collegen insider.com for outstanding achievement and contributions to the game.

The 2014-15 Hawks were challenged after losing three All-Conference players from the 2014 A-10 champion team, but saw the emergence of sophomore DeAndre' Bembry as he topped the A-10 in scoring and earned All-Conference First Team honors.

In 2013-14, Martelli and his veteran team turned in one of the more memorable seasons in school history, adding another A-10 Championship to his résumé. The Hawks, led by seniors Langston Galloway, Halil Kanacevic and Ronald Roberts, Jr., won 20 of 26 games from mid-December and captured the school's third conference title and its first since 1997. SJU went 24-10 and reached the NCAA Tournament for the sixth time under Martelli, falling to eventual champion Connecticut.

The 2012-13 season saw an experienced Saint Joseph's squad reach the Atlantic 10 Quarterfinals and earn a second consecutive NIT bid, for the 11th postseason berth in Martelli's career.

In 2011-12, Martelli and the Hawks became one of nine teams in the nation to win 20 games after losing 20 the previous season, and also returned to the postseason with an NIT bid. Five different players received Atlantic 10 honors, the most ever for the Hawks. SJU also scored two wins over Top 25 teams (Creighton and Temple) and Martelli became SJU's all-time leader in victories.

Martelli guided young squads in 2010-11 and 2009-10, after coming off a 2008-09 season that saw the Hawks go 17-15 for his ninth consecutive winning season. Among the highlights of '08-09 was Ahmad Nivins becoming the third Hawk in six years to garner the Atlantic 10's Player of the Year Award. Nivins was also chosen by the Dallas Mavericks in the 2009 NBA Draft, becoming the third Martelli player drafted.

The 2007-08 Hawks reached the Atlantic 10 Championship game for the third time in four years and earned the program's 19th bid to the NCAA Tournament, and Martelli's fifth. The 11th-seeded Hawks fell to sixth-seeded Oklahoma in the NCAA First Round, while ending the year at 21-13.

Martelli turned in another top-notch coaching performance in 2005-06, as the Hawks went from a 10-12 record to win eight consecutive games to reach the Atlantic 10 championship game for the second year in a row. SJU earned its sixth consecutive postseason bid to the NIT.

In 2004-05, Martelli turned in perhaps a more remarkable coaching job than in 2003-04 when he was the consensus

**THE MARTELLI FILE**

**Career Record:** 410-279 (22 years)  
**Atlantic 10 Record:** 199-143  
**Postseason Record:** 18-13 (overall); 7-7 (NCAA Tournament)

**Birthdate:** August 31, 1954

**Hometown:** Media, Pa.

**Education:** Widener University, 1976

**Playing Career:** Widener University, 1972-76

**College Coaching Career:** Head Coach, Saint Joseph's University, July 20, 1995 to present; Assistant Coach, Saint Joseph's, 1985-86 to 1994-95.

**Family:** Wife, Judy; children - Phil, Jr., Jimmy, Elizabeth; grandchildren Philip Stephen, Marra, Avery, Brynley, Madalyn and Nolan.

**Honors:** 2004 Consensus National Coach of the Year; Atlantic 10 Coach of the Year (2005, 2004, 2001, 1997); USBWA District Coach of the Year (2004, 1997); Philadelphia Big 5 Coach of the Year (2016, 2004, 1997, 1996); Honorary Doctorates - Widener University 2004, Cabrini College 2006, Immaculata University 2010.

National Coach of the Year. Faced with the loss of two NBA first-round draft picks, Martelli guided SJU to 21 wins in the calendar year of 2005 to post a 24-12 record. Saint Joseph's posted the conference's best record (14-2), won its fifth straight regular-season title to tie the league record, earned the A-10's top seed and reached the title game. He was named the Atlantic 10 Coach of the Year for the second straight season and the fourth time in his career. SJU made an exciting six-game run in the NIT, falling in the title game.

In 2003-04, Martelli guided a focused and unselfish squad that became the most compelling story in college basketball. The Hawks went undefeated in the regular season, reached the pinnacle as the top-ranked team in the nation and earned the school's first-ever number-one seed in the NCAA Tournament, while advancing to the Elite Eight. Jameer Nelson was the consensus National Player of the Year and with teammate Delonte West, were both first-round selections in the NBA Draft. SJU opened the season ranked 12th in the polls and moved up throughout the year, taking the top spot on March 8, 2004, for the first time ever, while finishing fifth in the polls, for SJU's highest final ranking since 1966.

Martelli joined with Nelson to sweep the national coach and player awards, marking one of the few times in history that the top player and coach were from the same school. He was also the Atlantic 10 Coach of the Year for the third time and a repeat winner of the Big 5 Coach of the Year award.

A 1976 graduate of Widener, Martelli began his career on Hawk Hill with SJU's 1985-86 NCAA Tournament team. After 10 years as an assistant at Saint Joseph's, Martelli was named the 14th coach in school history on July 20, 1995, and just the third non-alumnus to to guide SJU.

Martelli burst onto the scene in his first season (1995-96) and took the squad to the NIT championship game. He followed that in 1996-97 with the Atlantic 10 regular season and tournament titles, along with a berth in the NCAA Sweet 16.

Prior to his arrival at SJU, Martelli spent seven years as head basketball coach at Bishop Kenrick High School and had a stint as assistant coach at Widener, helping guide the Pioneers to the 1978 NCAA Division III Final Four.

As a point guard at Widener, he was part of the NCAA Tournament teams in 1975 and 1976, and set the school's single season and career assist marks.

Martelli and his wife, Judy, a former basketball player with the national champion Immaculata College teams in the 1970s, have three children - Phil, Jr., Jimmy and Elizabeth. Phil, Jr. and and Elizabeth are both Saint Joseph's graduates. The Martelli's have six grandchildren - Philip Stephen, Marra, Avery, Brynley, Madalyn and Nolan.

**MARTELLI YEAR-BY-YEAR (22 seasons)**

YEAR	OVERALL			ATLANTIC 10			POSTSEASON
	W	L	PCT	W	L	PCT	
1995-96	19	13	.594	9	7	.562	NIT Runner-up
1996-97	26	7	.788	13	3	.812 *	NCAA Sweet 16
1997-98	11	17	.393	3	13	.187	
1998-99	12	18	.400	5	11	.312	
1999-00	13	16	.448	7	9	.437	
2000-01	26	7	.788	14	2	.875	NCAA 2nd Round
2001-02	19	12	.613	12	4	.750	NIT 2nd Round
2002-03	23	7	.767	12	4	.750	NCAA 1st Round
2003-04	30	2	.937	16	0	1.000	NCAA Elite Eight
2004-05	24	12	.667	14	2	.875	NIT Runner-up
2005-06	19	14	.575	9	7	.562	NIT 2nd Round
2006-07	18	14	.562	9	7	.562	
2007-08	21	13	.617	9	7	.562	NCAA 1st Round
2008-09	17	15	.530	9	7	.562	
2009-10	11	20	.343	5	11	.312	
2010-11	11	22	.333	4	12	.250	
2011-12	20	14	.589	9	7	.562	NIT 1st Round
2012-13	18	14	.562	8	8	.500	NIT 1st Round
2013-14	24	10	.705	11	5	.687 *	NCAA 1st Round
2014-15	13	18	.419	7	11	.389	
2015-16	28	8	.778	13	5	.722*	NCAA 2nd Round
2016-17	7	6	.538	1	1	.500	
<b>Totals</b>	<b>410</b>	<b>279</b>	<b>.595</b>	<b>199</b>	<b>143</b>	<b>.582</b>	<b>6 NCAA, 6 NIT</b>

\* Atlantic 10 Champion

**LAST TIME OUT:** Rhode Island made 16 three-point field goals as the Rams defeated Saint Joseph's, 88-58, at the Ryan Center. The contest was the first for SJU without leading scorer **Shavar Newkirk**, who suffered a season-ending knee injury in the win over GW. **James Demery**, who returned last week after a 10-game absence because of injury, led the Hawks with 17 points and eight rebounds. **Charlie Brown** scored 11 points and **Markell Lodge** notched his first game in double figures with 10 points. Rhode Island led in the early going, 16-9, but the Hawks went on a 7-0 run, tying the game on a dunk from **Javon Baumann** at 9:50. SJU took a brief 18-17 lead after a pair of free throws by **Chris Clover**, but it would be all Rhode Island the rest of the half, and the game. The Rams outscored Saint Joseph's, 29-8, over the final eight minutes of the period, raining down eight three pointers in that span, taking a 46-26 lead at the break. URI went 9-for-17 from three-point range in the first half, while SJU managed just 1-of-4 from beyond the arc. Saint Joseph's came within 18 points at the start of the second half, but that would be the smallest margin the rest of the way. The Rams kept it going, increasing its lead to 66-39 at 11:13. SJU made just 25 percent from three-point range (2-for-8) and hit 12-of-25 from the foul line while committing a season-high 17 turnovers.

**LAST TIME VS. FORDHAM:** **Shavar Newkirk** and **Lamarr Kimble** each set new career highs in scoring to lead Saint Joseph's past Fordham, 82-60, at Rose Hill Gym on Feb. 6, 2016. Newkirk led all scorers with 17 points, while Kimble chipped in with 13 of his own. DeAndre' Bemby posted a double-double, finishing with 16 points, 10 rebounds, and seven assists on the day, while Isaiah Miles scored 13 points, all in the second half as the Hawks pushed their road record to a nation's best 8-0. Newkirk made the most of his homecoming to New York, connecting on 6-of-9 field goals, while making 3-for-4 from three-point range. Kimble hit 4-of-7 from the field, while making three three-pointers.

**DEVASTATING BLOW:** Junior **Shavar Newkirk** will miss the rest of the season after suffering a torn ACL in his left knee in the win over GW (Dec. 30) and will undergo surgery. Newkirk keyed the Hawks' comeback from 12 points down in the first half, and was about to score his sixth straight point on a fast break, when he went down with the non-contact injury. He finished the game with 10 points and SJU won, 68-63. Newkirk is the Hawks' leading scorer, averaging 20.3 points per game through 12 games. He scored 20-plus points in all but four games this season, reaching a new career-high of 28 points. Newkirk topped the Hawks in free-throw percentage (.847) and averaged 3.5 assists per game, while hitting 46.6 percent of his field goal attempts. His scoring average was 13 points more than last season's (8.0). "This is certainly disappointing to all of us in the Saint Joseph's basketball program. Our thoughts and concern go out to Shavar and his family," said **Phil Martelli**. "We're fully supportive of him, academically and socially, and as he makes his return to the basketball court, bigger, stronger and better than ever. His teammates have expressed the same level of support."

**HE'S BACK:** Ironically for the Hawks, on the day (Dec. 30) that junior **James Demery** made his return to the court after missing 10 games, **Shavar Newkirk** went down with his season-ending injury. Demery played in the season opener on Nov. 12 but suffered a stress fracture in his left foot that sidelined him for the next 10 contests. The junior had nine points, four rebounds and four assists off the bench in his return to action against GW and followed that with 17 points and eight rebounds at Rhode Island. Demery was a starter as a freshman and was the sixth man for the 2016 A-10 champion team, averaging 8.1 points per game. His return also gives SJU's defense a boost as he has been regarded as the team's best defender over the past few seasons.

**SEEKING 200:** The next conference win will be the 200th A-10 victory of **Phil Martelli's** career. His first Atlantic 10 win was a 67-65 decision over La Salle on January 20, 1996 at The Palestra, which came in the second conference game he coached. His introduction to the A-10 was a tall task as the Hawks faced top-ranked UMass on January 10, 1996. The Hawks put a scare into the Minutemen, stretching the game into overtime, but UMass prevailed, 94-89, in front of a sellout crowd at SJU's Alumni Memorial Fieldhouse. Martelli owns the most conference wins of any active coach, and the second most all-time in the league behind Temple's John Chaney (296).

**START IT UP:** Sophomore **Chris Clover** made his first career start at Rhode Island in place of **Shavar Newkirk** and will start again today. **James Demery** will make his second start of the year in place of **Nick Robinson**, who replaced Demery while he was sidelined.

**THE GOOD GUY:** **Phil Martelli** has been named the recipient of this year's "Good Guy Award" from the Philadelphia Sports Writers Association, which will be presented at the 113th annual PSWA banquet on Feb. 3 at the Crowne Plaza Hotel in Cherry Hill. Martelli, always helpful and accessible to the media in good times and bad, capped off a strong 2015-16 season by storming through the Atlantic 10 Tournament, to win the Hawks' second title in three years and earn an eighth seed in the NCAA Tournament. The Hawks then defeated No. 9 Cincinnati for their first NCAA Tournament win since 2004 before bowing to Oregon in the second round, finishing at a stellar 28-8. The conference title was the second in the last three years for Martelli, who is also a four-time A-10 Coach of the Year.

**INJURY BUG:** The Hawks are certainly jinxed with significant injuries this year, with the latest setback being **Shavar Newkirk's** torn ACL. The streak of bad luck began this summer when sophomore **Pierfrancesco Oliva**, a starter in 2015-16, was diagnosed with a knee condition that is causing him to miss the year. **James Demery** suffered a stress fracture in the first game on Nov. 12 that forced him to miss 10 games. Freshman **Lorenzo Edwards** has played in only one game this year and is battling a shoulder injury that has sidelined him indefinitely.

**THIN RANKS:** SJU has 17 players on its roster, but only 14 healthy ones.

**CHARLIE IN CHARGE:** Freshman **Charlie Brown** was one of the catalysts in SJU's win over GW, as he scored 13 points on 6-for-9 shooting. His three-pointer at 2:25 gave the Hawks the lead for good. Brown scored 11 points at Rhode Island to give him five straight games in double figures.

**NO "I" IN TEAM:** The GW win was a team effort in the second half as the Hawks rallied without **Shavar Newkirk** as everyone chipped in. Among those contributing were **Chris Clover**, who scored seven points in 13 minutes of action in the second half, and **Nick Robinson**, who had a key steal and rebound in the final 30 seconds to preserve the win.

**WELL-GUARDED:** Prior to **Shavar Newkirk's** injury, Saint Joseph's backcourt of Newkirk and **Lamarr "Fresh" Kimble** had combined to score 49 percent of the Hawks' 641 points and have each exceeded their career-highs already this year. Newkirk had a career-high 28 points in the opener vs. Toledo, with Kimble bettering his career-high by scoring 16 points. Kimble then increased his personal best vs. Columbia with 19 points, and again with 26 points against Loyola Chicago. Newkirk had recorded 20-plus points in eight of 12 games.

**TWO-BY-TWO:** **Phil Martelli** has said that the Hawks need to make their two-point field goals for them to be successful. They are currently con-

verting 47 percent (255-540) of their two-point field goals and 32.9 percent of their three-pointers. Saint Joseph's is averaging 18.2 three-point field goal attempts per game.

**DERAILED:** The loss of a team's leading scorer to injury is devastating enough, but **Shavar Newkirk's** is even more disappointing as was having an All-League season, with career-best numbers. His performance was reminiscent of Isaiah Miles from last season, when he was one of the most improved players in the nation. Miles had increased his scoring average by seven points up to 18.1 per game and became one of the Hawks' go-to players. Newkirk had an even bigger increase in his scoring average, from 8.0 points to 21.2 per game.

**TALE OF TWO GAMES:** Coming off an impressive game against GW when they had only three turnovers, the tide turned quickly on the Hawks at Rhode Island as SJU gave the ball away a season-high 17 times. SJU has limited its turnovers for the most part this year as it ranks 10th in the nation in fewest turnovers (145) and 26th in turnovers per game (11.2). Conversely, the Hawks have one of the lowest assist averages in the nation. They rank 325th in the NCAA with 11.7 assists per game.

**LID ON THE BASKET:** Free-throw shooting is a glaring weakness as the team is hitting just 64.5 percent from the line and has shot below 40 percent in two consecutive games (47% vs. GW; 48% at URI). Unfortunately for the Hawks, their best free-throw shooter (**Shavar Newkirk** at 84.7%) is on the sideline. **Charlie Brown** is the only other SJU player hitting over 80 percent, at 83.3.

**FRESH APPROACH:** Sophomore tri-captain **Lamarr Kimble** started the season bettering his career-high for the third time in three games with 26 points vs. Loyola Chicago. Kimble shot 10-for-17 from the field and made a personal best five three-pointers. It marked the first 20-plus point game of his career. He has two on the season after scoring 22 against Lafayette.

**WORKING OVERTIME:** Prior to the GW game, **Lamarr Kimble** and **Shavar Newkirk** were seeing career-high numbers in minutes played, with Kimble averaging 35.5 and Newkirk at 35.1. Kimble is now averaging 35.7 to rank third in the A-10 and 30th in the nation for minutes played. Kimble played a career-high 37 minutes against both Loyola Chicago and Temple, while Newkirk reached a new career-high with 38 minutes versus Temple.

**HANDS OFF:** As they have in the past few years, the Hawks are limiting their personal fouls and now average 16.5 per game. They lead the A-10 and rank 14th in the nation in fewest fouls with 214. At one point last year, SJU led the nation in fewest fouls and only had 10 disqualifications all season.

**BOOST FROM BRENDAN:** Senior **Brendan Casper** scored a career-high 10 points in the win at Drexel, including a stretch of six straight during an 8-0 run in the first half. The former walk-on is now in the rotation and saw a personal-best 23 minutes of action against both Drexel and Columbia. After the Columbia game, **Phil Martelli** said, "I thought the seniors really helped. Brendan's three charges and activity, energy, and confidence. He doesn't just 'have a scholarship.' He's a scholarship player now, and he approached it like that. He has approached every day in practice like that."

**SO CLOSE:** **Lamarr Kimble** just missed a triple-double at Princeton as he scored 17 points, grabbed a career-high eight rebounds and tied his personal best with nine assists.

**HONOR ROLL**

<b>Charlie Brown</b>	Atlantic 10 Co-Rookie of the Week (1/2)
<b>Shavar Newkirk</b>	Atlantic 10 Co-Player of the Week (11/14) Big 5 Co-Player of the Week (12/12)

**HAWK DOUBLES**

<u>Double-Figure Points</u>			
	'16-17	Streak	Career
Shavar Newkirk	12	13*	24
Lamarr Kimble	10	--	21
James Demery	3	1	27
Charlie Brown	8	5	8
Chris Clover	2	--	2
Brendan Casper	1	--	1
Javon Baumann	--	--	1

<u>20-plus Point Games</u>			
	'16-17	Streak	Career
Shavar Newkirk	8	--	7
Lamarr Kimble	2	--	2

<u>Double-Figure Rebounds</u>			
	'16-17	Streak	Career
Markell Lodge	1	--	1

\* dating back to last season

**HAWK LEADERS**

(number of games led in each category; includes shared highs)

	<u>Points</u>	<u>Rebounds</u>	<u>Assists</u>	<u>Steals</u>	<u>Blocks</u>
Shavar Newkirk	7	2	5	3	0
Lamarr Kimble	4	1	8	4	1
James Demery	1	2	0	0	0
Markell Lodge	0	3	0	0	7
Chris Clover	0	0	0	1	0
Charlie Brown	1	3	0	3	1
Javon Baumann	0	2	0	0	4
Nick Robinson	0	2	1	2	1
Brendan Casper	0	0	0	4	0

**BAUMANN'S BOARDS:** Graduate student **Javon Baumann** came up big for the Hawks in the win at Drexel. He was 3-for-3 from the field and recorded a new career-high of nine rebounds while playing a season-high 22 minutes. Baumann also had a block on one of Drexel's final attempts with two seconds to go.

**BY THE NUMBERS:** The win over Drexel ended a four-game losing skid for SJU, which was the longest since 2014-15.

**50-50:** **Shavar Newkirk** and **Lamarr Kimble** combined for 17 of SJU's 35 field goals in the 92-63 win over Lafayette.

**WHAT CAN BROWN DO FOR YOU:** Freshman **Charlie Brown** has scored double figures in eight games this year, and in the last five straight. His career-high is 15 points against Columbia. Brown had 14 points, five rebounds and a team-high five steals against NC State. The freshman is hitting a team-best 43.3 percent of this three-point field goal attempts.

**MARKELL'S MARK:** Redshirt sophomore **Markell Lodge** has been solid in his first season of significant playing time. He recorded a new career-high with 10 points on 5-for-7 shooting at Rhode Island. Against Temple, he scored nine points and grabbed five rebounds, while playing a personal best 24 minutes. He reached a new career-high with 10 rebounds

at Villanova and then had nine rebounds and a career-high three blocks at Princeton.

**STARRING SHAVAR:** Shavar Newkirk scored the Hawks' final 11 points to lift SJU to the win over Drexel and earn Big 5 Co-Player of the Week honors for Dec. 12. It marked the first Big 5 honors of his career. Newkirk's scoring streak started with 4:27 to play, as his jumper forced a 63-63 tie. The junior connected on 3-of-3 field goals and 5-of-6 from the foul line in the final four minutes while his three-point play with 10.7 seconds left proved to be the deciding points. It was the second game-winning shot of his career as he hit a short jumper with one second left to give SJU a 66-64 win over Old Dominion in the 2015 Hall of Fame Tip-Off Classic.

**HOLDING ON:** At Princeton, Saint Joseph's seemed to be holding a comfortable 10-point lead, but saw the Tigers take advantage of a seven-minute field goal drought and use a 10-0 run to tie the game. Princeton then went ahead, 64-61, before Shavar Newkirk broke the streak with a layup at 3:37. Consecutive baskets by Charlie Brown and Markell Lodge helped SJU regain the lead, 67-64. Four straight points from Nick Robinson expanded the lead to 71-64 and free throws by Newkirk and Lamarr Kimble iced the win.

**RALLY CAPS:** The win over George Washington marked the largest deficit overcome by the Hawks for a victory this season. SJU trailed by 12 points in the first half but cut it to six at halftime, before taking their first lead in the second half. The previous best was overcoming an 11-point deficit at Drexel.

**RAINING THREES:** Against Temple, the Hawks connected on a season-best from behind the arc, going 12-for-23. Shavar Newkirk led the way with 4-of-6, while Charlie Brown and Lamarr Kimble each had three. It was the most three-pointers for the Hawks since they had 10 at Massachusetts on Feb. 24, 2016.

**SLOW STARTERS:** A slow start doomed the Hawks at Illinois State, as they fell behind by 14 points at the half. SJU committed 12 turnovers and shot just 36 percent, while Illinois made 50 percent of its shots, and went 6-for-11 from behind the arc. The Hawks picked it up in the second half, but couldn't overcome the deficit, losing 81-72.

**BIG BOARDS:** Saint Joseph's dominated the boards at Princeton, outrebounding the Tigers, 58-34, in total rebounds and 19-7 on the offensive glass. It was the most total rebounds for SJU since the Hawks had 50 at St. Bonaventure on Jan. 14, 2009.

**CHARGE IT:** Senior Brendan Casper has a knack this year for taking charges and has taken them in multiple games. Casper took three in the first half against Columbia and had two in the win over Drexel.

**NICK OF TIME:** Freshman Nick Robinson had his best game to date against Temple, scoring a season-high 11 points on 4-for-7 shooting. He also connected on 2-of-3 three-pointers. The native of Illinois also had a season-high seven rebounds at Illinois State. Robinson replaced James Demery in the starting lineup beginning with the second game, after Demery was diagnosed with a stress fracture.

**A-10 ACCOLADES:** Junior Shavar Newkirk was named the Atlantic 10 Co-Player of the Week for Nov. 14, marking the first time in his career that he earned a conference honor. Newkirk scored a career-high 28 points and grabbed a personal best seven rebounds in the Hawks' season-opening 77-76 win over Toledo. He made a career-high 9-of-16 from the field while also hitting 7-of-9 from the foul line. In a second half which saw the

STATS BY HALF	
Points	High: 50 vs. Columbia (1st) Low: 26 at Rhode Island (1st); at Villanova (2nd)
Rebounds	High: 34 at Princeton (2nd) Low: 8 vs. George Washington (1st)
Assists	High: 10 vs. Ole Miss (1st); vs. Columbia (1st) Low: 3 at Princeton (2nd); vs. Loyola Chicago (both), vs. Toledo (1st)
FG%	High: 57.6% vs. Columbia (1st) Low: 25.0% at Villanova (1st)
3-pt FG%	High: 55.6% vs. Temple (2nd); vs. Toledo (1st) Low: 11.1% at Drexel (2nd), vs. NC State (1st)
FT%	High: 83.3% at Illinois State (1st) Low: 27.3% vs. George Washington (2nd)
INDIVIDUAL HIGHS BY HALF	
Points	17, Shavar Newkirk vs. Lafayette (1st)
Rebounds	6, (6 times), last by Nick Robinson at Illinois St. (1st)
Assists	7, Lamarr Kimble at Princeton (1st)
Blocks	2, Markell Lodge vs. Temple (1st); vs. Columbia (1st)
Steals	3, Shavar Newkirk vs. Ole Miss (1st)
FG Made	6, (4 times), last by Shavar Newkirk vs. Lafayette (1st)
3-pt FG Made	4, Lamarr Kimble vs. Loyola Chicago (2nd);
FT Made	8, Shavar Newkirk at Illinois St. (2nd)

lead change 25 times, Newkirk connected on a short jumper at :46 that gave the Hawks the lead for good. He also made two free throws with :25 left to help seal the win.

**AN OLDER PRESENCE:** Phil Martelli also cited the play of graduate student Javon Baumann in the Columbia win. Baumann played 16 minutes and topped the team with six rebounds. "I thought Javon (Baumann) was very good with six rebounds in 16 minutes. He guards like an older guy," said Martelli.

**CALLING ON CHRIS:** Sophomore Chris Clover is expected to make an impact this year after seeing limited action in 2015-16. After a scoreless first game, Clover rebounded with a career-high 11 points against Columbia, shooting 5-for-8 from the field. He notched his second double-figure game with 10 points versus Lafayette.

**YOUNG GUNS:** With freshmen Charlie Brown and Nick Robinson in the starting lineup, it was the youngest group of starters under Phil Martelli since 2010-11 when Langston Galloway, C.J. Aiken and Daryus Quarles started as freshmen. Because of the injury to James Demery, the Hawks have started two freshmen, two sophomores and a junior, beginning with the Columbia game. The average age of SJU's starting lineup in 10 games without Demery was 19.6 years old.

**BANNER YEAR:** The Hawks are coming off of one of the best seasons in school history, which saw them go 28-8 and win their third Atlantic 10 Championship in two seasons. SJU was led by A-10 and Big 5 Player of the Year DeAndre' Bemby, and Isaiah Miles, the Most Improved Player in the A-10 and Big 5. Saint Joseph's was the third most improved team in the nation and the 28 victories were the second best in school history, behind only the 2003-04 NCAA Elite Eight squad, which went 30-2. SJU raised its newest championship banner in Hagan Arena in a pre-game ceremony at the season opener vs. Toledo.

**DEAN OF COACHES:** Now in his 22nd season as Saint Joseph's head coach, Phil Martelli is the dean of A-10 coaches. He's the Hawks' leader in wins with a 410-279 record, and has a 199-143 record in Atlantic 10 play for the most conference wins of any active coach, and the second most all-time.

**THEY'RE BACK:** Although Saint Joseph's returned 12 players from last year's A-10 champion team, only four of them averaged double-figure minutes during that season. **Shavar Newkirk** was the lone starter returning while **James Demery** and **Lamarr Kimble** were the other two players seeing significant playing time, making key contributions off the bench.

**DOUBLE DOWN:** This marks the first time in **Phil Martelli's** career that he entered the season without a returning double figure scorer. The Hawks lost Isaiah Miles (18.1), DeAndre' Bemby (17.4) and Aaron Brown (10.4) from last year's 28-8 team. SJU's leading returning scorers were **James Demery** (8.1) and **Shavar Newkirk** (8.0).

**RARING TO GO:** Redshirt sophomore **Markell Lodge** made his first career start vs. Toledo. He saw limited action last season in his first year after sitting out 2014-15 to concentrate on academics. A 6-8 forward from Pace Academy (N.C.), Lodge owns a vertical leap of 39 inches, which is the highest in the program's history.

**FROM THE START:** **Charlie Brown** became the fourth freshman in four years to be in the starting lineup on opening day. **Pierfrancesco Oliva** was a starter in 30 games last year. Previous freshman starters were **DeAndre' Bemby** with all 34 games in 2013-14 and **James Demery** with 29 games in 2014-15.

**HARD WORK PAYS OFF:** Senior tri-captain **Brendan Casper** was awarded a scholarship for the 2016-17 academic year. Casper joined the Hawks as a walk-on as a freshman in 2013-14 and previously earned a scholarship for the Spring 2016 semester. Entering this year he played in 42 career games, including a personal best 23 as a sophomore, and has been a member of the Hawks' two A-10 champion teams. Casper was selected to the 2016 NABC Honors Court, which recognizes academic excellence.

**WELCOME TO HAWK HILL:** The Hawks have welcomed five newcomers this season - **Charlie Brown** (Philadelphia), **Gerald Blount** (Suwanee, Ga.), **Lorenzo Edwards** (Lake Forest, Ill.), **Nick Robinson** (Chicago, Ill.) and walk-on **Toliver Freeman** (Baton Rouge, La.).

**ON THE SIDELINES:** The Hawks suffered a blow over the summer when **Pierfrancesco Oliva** had surgery in late June to repair an osteochondral defect in his right knee, a chronic condition that was aggravated in post-season workouts. After post-surgery evaluation throughout the summer, it was determined that he will need close to a year of rehabilitation. The 6-8 forward from Taranto, Italy, was a starter in 30 games for the 2016 Atlantic 10 Champion Hawks. He averaged 4.0 points and 3.7 rebounds while scoring double figures twice.

**HAWK CAPTAINS:** Graduate student **Javon Baumann**, senior **Brendan Casper** and sophomore **Lamarr Kimble** were voted as tri-captains by their teammates. Kimble is the second sophomore in the past three seasons to earn the distinction, and is the third sophomore in school history to serve as a captain. The first sophomore captain was Joe Oakes, who captained the famed "Mighty Mites" team in 1936-37.

**CAROLINA ON MY MIND:** The Hawks' roster features two players from the state of North Carolina - **James Demery** (Williamston) and **Markell Lodge** (Washington).

**A NEW MAN:** **Jai Williams** has lost close to 60 pounds since coming to campus in 2013-14. He redshirted that season to further his development and has seen limited action in the past two years. Williams was down to 240 pounds entering this season. He's seen playing time in four games thus far, and had six points against NC State.

**MY KIND OF TOWN:** Chicago-area natives **Lorenzo Edwards** and **Nick Robinson** are members of the Hawks' freshman class. Edwards played at Lake Forest High School with Robinson attending Kenwood Academy.

**PRESEASON PICK:** Saint Joseph's was picked to finish ninth in the Atlantic 10 Preseason Poll, as voted on by media and the league's coaches. Last year the Hawks were picked seventh and finished fourth in the league standings before winning the A-10 Championship.

**HOME SWEET HOME:** This marks the eighth season of Michael J. Hagan '85 Arena. The arena was dedicated in October 2009 after a two-year expansion and renovation of Alumni Memorial Fieldhouse, which was the home of the Hawks since 1949. Saint Joseph's owns a 70-33 record in the seven seasons of Hagan Arena, but a 389-115 overall record in 66 years of Hagan Arena/Alumni Memorial Fieldhouse. SJU went 12-4 on its home court last season and is currently 4-1.

**SIGN THEM UP:** **Phil Martelli** announced that Taylor Funk and Anthony Longpre signed National Letters of Intent during the early-signing period, and will attend SJU beginning next Fall. Funk is a 6-8 forward from Manheim Central High School (Pa.), who averaged 21.3 points per game as a junior. Longpre, a 6-10 forward, is originally from Canada but attends Glenelg Country School (Md.), where he averaged 12.7 points and 10.0 rebounds last year.

**NBA HAWKS:** Saint Joseph's is well-represented in the NBA with three current players. Last season's A-10 Player of the Year DeAndre' Bemby is in his first year in the league, having been drafted 21st overall by the Atlanta Hawks. Langston Galloway is in his second year in the NBA and is now with the New Orleans Pelicans after starting his career in 2014-15 with the New York Knicks. Jameer Nelson marks his 13th year in the NBA this season as a member of the Denver Nuggets.

**CRADLE OF COACHES:** The Saint Joseph's coaching connection is an impressive one. A total of seven Saint Joseph's graduates have gone on to become head coaches in the NBA, and SJU is tied with Illinois for second on the list of universities with alums that have served as NBA head coaches. Indiana tops the list with 11 graduates that have coached in the league. Jim O'Brien was the most recent NBA head coach, and his last year with the Indiana Pacers was in 2010-11. He has since returned to the NBA as an assistant coach with the Philadelphia 76ers. Below is the list of former Hawks who have held positions as NBA head coaches:

Player (Class)	NBA Teams	W-L (yrs.)
Jack Ramsay ('49)	Phila., Buf., Port., Ind.	864-783 (21)
Jim Lynam ('63)	L.A. Clippers, Phila., Wash.	328-392 (10)
Matt Guokas ('67)	Phila., Orlando	230-305 (7)
Paul Westhead ('61)	L.A. Lakers, Chicago, Denver	183-224 (6)
Jack McKinney ('57)	L.A. Lakers, Indiana	135-205 (5)
George Senesky ('43)	Philadelphia	119-97 (3)
Jim O'Brien ('74)	Indiana, Phila., Boston	303-327 (8)

**KEEPING IT IN THE FAMILY:** **Phil Martelli's** staff consists of three former Hawk players. Assistant coach **Mark Bass**, now in his 18th year, was a junior on Martelli's first team in 1995-96, and as a senior, helped the Hawks reach the NIT Final in 1997. Assistant coach **Geoff Arnold** played for the Hawks from 1982 to 1986, and was a member of the 1986 Atlantic 10 championship team. Arnold was a member of Martelli's coaching staff for one season in 1995-96, and then returned to Hawk Hill at the start of the 2008-09 season. Director of basketball operations **Rob Sullivan** was a member of the 2004 Elite Eight team.

**LOOKING AHEAD:** The Hawks return home on Jan. 10 to host George Mason and then Richmond on Jan. 14.

**FREE THROW SHOOTING**

**Final 5:00 of game (regulation only)**

Player	FTM	FTA	Pct.
Charlie Brown	4	4	1.000
Chris Clover	1	1	1.000
Shavar Newkirk	20	22	.909
Jai Williams	4	5	.800
Gerald Blount	3	4	.750
Nick Robinson	7	12	.700
Brendan Casper	3	5	.600
Lamarr Kimble	3	7	.428
James Demery	1	3	.333
Kyle Thompson	1	4	.250
Javon Baumann	1	6	.167
<b>Totals</b>	<b>41</b>	<b>63</b>	<b>.651</b>

**Final 1:00 of game (regulation only)**

Player	FTM	FTA	Pct.
Shavar Newkirk	7	7	1.000
Charlie Brown	2	2	1.000
Gerald Blount	2	2	1.000
Chris Clover	1	1	1.000
Nick Robinson	6	8	.750
Lamarr Kimble	3	4	.750
Brendan Casper	3	5	.600
James Demery	1	3	.333
Kyle Thompson	1	4	.250
Javon Baumann	0	1	.000
<b>Totals</b>	<b>26</b>	<b>38</b>	<b>.684</b>

**HAWKS IN THE A-10 STATS**

(thru games of Jan. 4)

	Category	All	A-10
<b>Javon Baumann</b>	Off. Rebs.	5th	--
	Blocks	--	3rd-T
<b>Charlie Brown</b>	Scoring	29th	--
	FG Pct.	--	14th
	3FG Pct.	3rd	4th-T
	3FG Made	13th	--
<b>James Demery</b>	Scoring	--	29th-T
	Rebs	--	19th-T
	Def. Rebs	--	9th-T
<b>Lamarr Kimble</b>	Scoring	18th	--
	Assists	4th	10th-T
	Ast/TO Ratio	10th	--
	Minutes	3rd	6th-T
<b>Markell Lodge</b>	Blocks	8th	8th-T
	Off. Rebs.	15th	12th-T
<b>Shavar Newkirk</b>	Scoring	5th	--
	Ast/TO Ratio	14th	--
	3FG Pct.	13th	--
	3FG Made	13th-T	--
	FT Pct.	6th	--
	Ast/TO Ratio	13th	--
	Minutes	8th	--

TEAM	Category	All	A-10
	Scoring Off	11th	12th-T
	Scoring Def	12th	5th-T
	Scoring Marg	13th	13th
	FT Pct.	13th	13th
	FG Pct.	10th	6th
	FG Pct. Def	10th	3rd
	3FG Pct.	10th	13th
	3FG Pct. Def	12th	14th
	Reb. Offense	7th	11th
	Reb. Defense	8th	13th
	Reb. Margin	8th	11th-T
	Blocks	8th	2nd-T
	Assists	14th	13th
	Steals	11th	11th
	TO Marg	7th	8th
	Ast/TO Ratio	10th	7th
	Off. Rebs	5th	9th
	Def. Rebs	8th	10th
	Def. Reb. Pct.	5th	12th
	Off. Reb. Pct.	5th	10th
	3FG Made	13th	14th

**Jesuit Basketball Spotlight**

The Jesuit Basketball Spotlight project, which is in its sixth year, highlights games between men's and women's teams from the 28 Jesuit colleges and universities across the United States. Each of the 28 is dedicated to strong academics and teaching women and men to serve others and live a faith that does justice.

Jesuit schools on Saint Joseph's schedule this season are Loyola Chicago, Fordham and Saint Louis.

The Spotlight project includes awareness announcements during these designated games and during gamecasts on radio and television, and other awareness opportunities. Jesuit, Catholic colleges and universities in the United States have more than 200,000 students currently enrolled and more than 1.7 million living alumni. The Jesuit educational mission began in Europe approximately 500 years ago.

[www.ajcunet.edu/jesuitbasketball](http://www.ajcunet.edu/jesuitbasketball)





**THE LAST TIME . . .**

**SAINT JOSEPH'S . . .**

Won in overtime . . . . .	66-65 at Temple, 12/13/15
Lost in overtime . . . . .	70-60 vs. St. Bonaventure, 2/21/15
Won in double overtime . . . . .	83-81 over Lafayette, 12/29/00
Lost in double overtime . . . . .	98-93 at St. Bonaventure, 2/29/12
Won in triple overtime . . . . .	92-86 over Rhode Island, 1/10/09
Played a Top 10 opponent . . . . .	88-57 loss at #2 Villanova, 12/3/16
Played a ranked opponent . . . . .	88-57 loss at #2 Villanova, 12/3/16
Defeated a Top 10 opponent . . . . .	71-66 win over #8 Xavier, 3/6/08
Defeated a Top 25 opponent . . . . .	79-70 win over #15/13 Dayton, 2/17/16
Was ranked in the Top 25 . . . . .	#25 by USA Today, 3/14/16
Won by 50 points or more . . . . .	114-63 (51 pts) over St. Bonaventure, 1/24/04
Won by 40-49 points . . . . .	82-42 (40 pts) over Penn, 1/19/08
Won by 30-39 points . . . . .	81-44 (37 pts) over Rhode Island, 3/6/13
Won by 20-29 points . . . . .	92-63 (29 pts) over Lafayette, 12/22/16
Scored 100 points or more . . . . .	114-63 win over St. Bonaventure, 1/24/04
Scored less than 50 points . . . . .	60-49 loss to St. Bonaventure, 3/12/15
Shot 60 percent or better . . . . .	64.8% vs. VCU, 3/13/16
Shot 50-59 percent . . . . .	55.2% vs. Columbia, 11/14/16
Shot under 30 percent . . . . .	25.5% vs. St. Bonaventure, 3/12/15
Made 10 or more 3-point field goals . . . . .	10 at Massachusetts, 2/24/16
Did not make any 3-point field goals . . . . .	0 vs. Massachusetts, 2/26/09
Totaled 50 or more rebounds . . . . .	58 at Princeton, 12/14/16
Had less than 25 rebounds . . . . .	19 at La Salle, 2/16/13
Totaled 20 or more assists . . . . .	21 vs. Saint Louis, 2/28/16
Had 20 or more turnovers . . . . .	20 at #20 VCU, 1/10/15
Had 15 or more steals . . . . .	15 vs. Lehigh, 12/20/09
Had 10 or more blocks . . . . .	10 at Duquesne, 1/12/13
Had 4 players in double figures . . . . .	vs. Lafayette, 12/22/16
Had 5 players in double figures . . . . .	vs. George Washington, 3/11/16

**A SAINT JOSEPH'S PLAYER . . .**

Scored 40 or more points . . . . .	47, Tony Costner vs. Alaska-Anchorage, 12/30/83 **
Scored 30 or more points . . . . .	30, DeAndre' Bembry vs. VCU, 3/13/16
Scored 25-29 points: . . . . .	27, Shavar Newkirk at Drexel, 12/11/16
Scored 20-24 points: . . . . .	24, Shavar Newkirk vs. Lafayette, 12/22/16
Made 8 or more 3-point field goals: . . . . .	10, Langston Galloway vs. Fordham, 2/22/14 **
Made 10 or more free throws: . . . . .	11, Isaiah Miles vs. Virginia Tech, 12/22/15
Shot 100 percent from the field (min. 5 md) . . . . .	6-for-6, Ronald Roberts, Jr. vs. VCU, 3/16/14
Attempted 15 or more free throws: . . . . .	15, DeAndre' Bembry vs. Drexel, 11/13/15
Attempted 20 or more field goals: . . . . .	21, DeAndre' Bembry vs. Rhode Island, 1/10/16
Had 10-19 rebounds: . . . . .	10, Markell Lodge at #2 Villanova, 12/3/16
Had 20 or more rebounds: . . . . .	20, Ahmad Nivins vs. Rhode Island, 1/10/09
Had 10 or more blocks: . . . . .	10, Dwayne Jones vs. St. Bonaventure, 3/19/05
Had 5-9 blocks: . . . . .	5, Javon Baumann at La Salle, 1/27/15
Had 5 or more steals: . . . . .	5, DeAndre' Bembry at La Salle, 1/27/15
Had 10 or more assists: . . . . .	12, Halil Kanacevic at Penn, 1/18/14
Had a double-double: . . . . .	DeAndre' Bembry (16 pts, 12 rebs) vs. Oregon, 3/20/16
Had a triple-double: . . . . .	Dwayne Jones (11 pts, 11 rebs, 10 blk) vs. St. Bonaventure, 2/19/05
Played 40 minutes (in regulation): . . . . .	DeAndre' Bembry vs. Oregon, 3/20/16

**AN OPPONENT . . .**

Scored less than 50 points . . . . .	42 by Loyola Maryland, 12/9/14
Scored less than 40 points . . . . .	35 by Yale, 11/12/12
Shot under 30 percent . . . . .	28.3% by Loyola Maryland, 12/9/14
Shot 60 percent or better . . . . .	63.5% by St. Bonaventure (3/2/16)
Scored 100 points or more . . . . .	104 by Iona, 11/23/11

\*\* Denotes school record

**HAWKS BY THE NUMBERS**

**SJU's Record in Games....**

Decided by 5 points or less	3-0
Decided by 6-10 points	1-3
Decided by 11 points or more	3-4
Played during the day	1-2
Played at night	6-4
Televised	2-6
Home	4-1
Away	2-3
Neutral	1-2
In Overtime	0-0
In November	3-3
In December	4-2
In January	0-1
In white uniforms	5-1
In crimson uniforms	2-5
When winning the opening tip-off	4-5

**SJU's Record When Scoring....**

Less than 60 points	0-2
60-69 points	1-2
70-79 points	4-2
80-89 points	1-0
90-99 points	1-0

**SJU's Record When Allowing....**

Less than 60 points	1-0
60-69 points	4-0
70-79 points	2-2
80-89 points	0-4
90-100 points	0-0

**SJU's Record When....**

Leading at the half	4-0
Trailing at the half	3-6
Tied at the half	0-0

**SJU's Record When Shooting...**

50% or better	2-0
Less than 50%	5-6
Less than 30%	0-0
Better than opponent	6-0
Worse than opponent	1-6

**SJU's Record When...**

Outrebounding opponent	3-3
Outrebounded by opponent	4-3
Equal rebounds as opponent	0-0
Committing fewer TOs than opponent	6-2
Committing more TOs than opponent	1-4
Equal TOs as opponent	0-0
Committing 14 or fewer TOs	5-5
Committing 15 or more TOs	2-1
Newkirk scores double figures	7-5
Kimble scores double figures	7-3
Brown scores double figures	4-4
Demery scores double figures	1-1
Four players score double figures	3-0
Five players score double figures	0-0

**MISCELLANEOUS STATS**

**Largest winning margin:** 29 vs. Lafayette  
**Largest lead in a game:** 26 vs. Columbia  
**Largest margin of defeat:** 31 at Villanova  
**Largest deficit in a game:** 34 at Villanova  
**Largest deficit overcome to win:** 12 vs. GW  
**Largest winning margin lost:** 11 vs. NC State

## THE HAWK

One of the most famous mascots in college sports, the Saint Joseph's Hawk celebrates its 60th anniversary in 2015-16.

The Hawk is best known for staying in constant motion by flapping its wings throughout every basketball game and representing the Saint Joseph's motto, "The Hawk Will Never Die".

The idea for the Hawk as a mascot was originated by Jim Brennan during the 1954-55 season. Brennan, an ex-Marine and SJU cheerleader, at first wanted to secure an actual hawk, but later switched to the costume idea. The student government raised the 120 dollars needed to buy the initial costume, which Brennan donned for three years. He made his debut as the Hawk on January 4, 1956, a 69-56 win over La Salle at the Palestra. The Hawk has not missed a men's basketball game since that first season.



In addition to the constant flapping, the Hawk is also recognized by its "flying" in figure eights around the court during timeouts. The constant motion, coupled with the scrappy play of the University's athletic teams, helped to spawn the school's familiar slogan "The Hawk Will Never Die!" A few years ago, ESPN used a "flap-o-meter" on the national telecast of a Saint Joseph's game to estimate that the Hawk flaps its wings 3,500 times during a regulation game.

The Hawk is unique because it is one of the few mascots in the nation that travels to every game, and the student who holds the position gains a tuition scholarship. The student, who is selected through an interview process during the previous spring semester, also serves as a team manager for the men's basketball team and travels with the squad.

**Timmy Parks** becomes the 37th student to wear the wings in 2015-16. He is a junior accounting major from Wilmington, Del.

## SAINT JOSEPH'S

The corporate title of "Saint" Joseph's University, which has been in place since Saint Joseph's was granted university status by the Commonwealth of Pennsylvania in 1979, is now the public title of the institution for all aspects of its operations.

**Official reference:** Saint Joseph's University  
Saint Joseph's

**Acceptable in headlines or informal references:**  
Saint Joseph's  
SJU  
St. Joe's

**UNACCEPTABLE:** St. Joseph's

For articles on the Hawks, go to  
"Hawks in the News" on [SJUHawks.com](http://SJUHawks.com)

<http://tinyurl.com/SJUClippings1617>

Media Guide Online at [SJUHawks.com](http://SJUHawks.com)

<http://tinyurl.com/SJUGuide-1617>



## ON THE AIR

**TV:** Saint Joseph's will have a strong television presence in 2016-17, with a total of 19 games scheduled for national television coverage. (Complete schedule on page 2)

**RADIO:** Saint Joseph's University will partner with a pair of Philadelphia radio stations to broadcast all 30 regular-season men's basketball games this year, with the games being aired on either 610 Sports and WTMR AM 800. The Saint Joseph's Sports Network team of Matt Martucci and Lunardi will return for their eighth season together, with Lunardi is marking his 27th year as the Hawks' color analyst.

**VIDEO STREAMING:** This season, live video broadcasts of many SJU games will be broadcast through the Atlantic 10 Digital Network. A subscription is necessary. (See schedule on pg. 2)

**INTERNET:** Information for Saint Joseph's basketball is found at SJU's athletics website, [www.SJUHawks.com](http://www.SJUHawks.com) with statistics, updated game notes, and live in-game statistics for all Hawk home games, and selected road games. Through Hawks All-Access, fans can follow every home game through audio streaming as well as video streaming for non-televised games. All road games are covered with audio streaming while video streaming also available for selected ones. Video features on the team will also be available on the site.

**PHIL MARTELLI'S HAWK TALK RADIO SHOW:** Phil Martelli's "HawkTalk" Radio Show will be held for consecutive Thursdays from 7 to 8 p.m. at JD McGillicuddy's in Havertown, Pa. The show will air from 7 to 8 p.m. on 610 Sports. The show's schedule is as follows: Jan. 5; Jan. 12; Jan. 19; Jan. 26; Feb. 2; Feb. 9; Feb. 16; Feb. 23; and March 7.

**610  
SPORTS**

**wtmr**  
AM RADIO 800

## CAREER HIGHS

## #34 JAVON BAUMANN

PTS: 11 vs. Western Kentucky (11/27/14)  
 REB: 9 at Drexel (12/11/16)  
 AST: 2 (5x) last at La Salle (1/27/15)  
 FGM: 5 vs. Western Kentucky (11/27/14)  
 FGA: 6 vs. Western Kentucky (11/27/14)  
 3FGM: --  
 3FGA: --  
 FTM: 2 (2x) last vs. Loyola Chicago (11/18/16)  
 FTA: 5 vs. Loyola Chicago (11/18/16)  
 BLK: 5 (2x) last at La Salle (1/27/15)  
 STL: 4 vs. Vermont (11/22/14)  
 TO: 3 (3x) last vs. Richmond (2/28/15)  
 MIN: 32 vs. Western Kentucky (11/27/14)

## #10 GERALD BLOUNT

PTS: 2 vs. Columbia (11/14/16)  
 REB: 1 (2x) last at Villanova (12/3/16)  
 FGM: --  
 FGA: 1 at Villanova (12/3/16)  
 3FGM: --  
 3FGA: --  
 FTM: 2 vs. Columbia (11/14/16)  
 FTA: 2 (2x) last vs. Lafayette (12/22/16)  
 AST: --  
 BLK: --  
 STL: 1 vs. Lafayette (12/22/16)  
 TO: --  
 MIN: 4 vs. Lafayette (12/22/16)

## #2 CHARLIE BROWN

PTS: 15 vs. Columbia (11/14/16)  
 REB: 8 vs. Lafayette (12/22/16)  
 FGM: 6 (2x) last vs. George Washington (12/30/16)  
 FGA: 12 (3x) last at Princeton (12/14/16)  
 3FGM: 4 at Illinois State (12/18/16)  
 3FGA: 8 at Illinois State (12/18/16)  
 FTM: 4 vs. Loyola Chicago (11/18/16)  
 FTA: 4 vs. Loyola Chicago (11/18/16)  
 AST: 3 vs. Lafayette (12/22/16)  
 BLK: 2 vs. Toledo (11/12/16)  
 STL: 3 (2x) last vs. NC State (11/21/16)  
 TO: 2 (2x) last at Rhode Island (1/3/17)  
 MIN: 37 at Illinois State (12/18/16)

## #3 MICHAEL BOOTH

PTS: 3 at Illinois State (12/18/16)  
 REB: 1 (3x) last vs. La Salle (2/13/16)  
 FGM: 1 at Illinois State (12/18/16)  
 FGA: 2 vs. Lafayette (12/22/16)  
 3FGM: 1 at Illinois State (12/18/16)  
 3FGA: 1 (4x) last vs. Lafayette (12/22/16)  
 FTM: 2 vs. Virginia Tech (12/22/15)  
 FTA: 2 (2x) last vs. Virginia Tech (12/22/15)  
 AST: --  
 BLK: --  
 STL: --  
 TO: 1 (2x) last at Rhode Island (1/3/17)  
 MIN: 3 vs. Lafayette (12/22/16)

## #20 BRENDAN CASPER

PTS: 10 at Drexel (12/11/16)  
 REB: 9 at Villanova (12/6/14)  
 AST: 2 (3x) last at Illinois State (12/18/16)  
 FGM: 4 (2x) last at Illinois State (12/18/16)  
 FGA: 9 at Villanova (12/6/14)  
 3FGM: 1 (3x) last at Illinois State (12/18/16)  
 3FGA: 2 (2x) last vs. Lafayette (12/22/16)  
 FTM: 4 (2x) last at Drexel (12/11/16)  
 FTA: 5 (2x) last vs. Loyola Chicago (11/18/16)  
 BLK: 1 (2x) last at Villanova (12/6/14)  
 STL: 2 (4x) last vs. Lafayette (12/22/16)  
 TO: 5 at Villanova (12/6/14)  
 MIN: 23 (2x) last at Drexel (12/11/16)

## #15 CHRIS CLOVER

PTS: 11 vs. Columbia (11/14/16)  
 REB: 5 vs. NC State (11/21/16)  
 FGM: 5 vs. Columbia (11/14/16)  
 FGA: 8 vs. Columbia (11/14/16)  
 3FGM: 2 vs. Ole Miss (11/20/16)  
 3FGA: 4 vs. Ole Miss (11/20/16)  
 FTM: 3 vs. La Salle (2/13/16)  
 FTA: 4 vs. La Salle (2/13/16)  
 AST: 1 (2x) last at Villanova (12/3/16)  
 BLK: --  
 STL: 2 (2x) last vs. Ole Miss (11/20/16)  
 TO: 3 (2x) last vs. Ole Miss (11/20/16)  
 MIN: 24 at Rhode Island (1/3/17)

## #25 JAMES DEMERY

PTS: 17 (2x) last vs. La Salle (2/13/16)  
 REB: 8 (3x) last at Rhode Island (1/3/17)  
 FGM: 7 (3x) last at Rhode Island (1/3/17)  
 FGA: 14 vs. Toledo (11/12/16)  
 3FGM: 3 at George Mason (1/13/16)  
 3FGA: 4 at George Mason (1/13/16)  
 FTM: 5 (2x) last vs. Massachusetts (1/27/16)  
 FTA: 8 at VCU (1/10/15)  
 AST: 4 at Fordham (2/15/15)  
 BLK: 2 at Duquesne (1/7/15)  
 STL: 3 (2x) last vs. La Salle (2/13/16)  
 TO: 5 at St. Bonaventure (1/18/15)  
 MIN: 37 vs. St. Bonaventure (2/21/15)

## #22 LORENZO EDWARDS

PTS: --  
 REB: 1 vs. Columbia (11/14/16)  
 FGM: --  
 FGA: 1 vs. Columbia (11/14/16)  
 3FGM: --  
 3FGA: 1 vs. Columbia (11/14/16)  
 FTM: --  
 FTA: --  
 AST: --  
 BLK: --  
 STL: 1 vs. Columbia (11/14/16)  
 TO: 1 vs. Columbia (11/14/16)  
 MIN: 4 vs. Columbia (11/14/16)

## #0 LAMARR KIMBLE

PTS: 26 vs. Loyola Chicago (11/18/16)  
 REB: 8 at Princeton (12/14/16)  
 FGM: 10 vs. Loyola Chicago (11/18/16)  
 FGA: 17 (2x) last vs. Lafayette (12/22/16)  
 3FGM: 5 vs. Loyola Chicago (11/18/16)  
 3FGA: 8 vs. Loyola Chicago (11/18/16)  
 FTM: 5 vs. Columbia (11/14/16)  
 FTA: 7 at Rhode Island (1/3/17)  
 AST: 9 (3x) last at Princeton (12/14/16)  
 BLK: 1 (5x) last vs. Loyola Chicago (11/18/16)  
 STL: 3 vs. Lafayette (12/22/16)  
 TO: 6 (2x) last at Rhode Island (1/3/17)  
 MIN: 38 (2x) last at Drexel (12/11/16)

## #23 MARKELL LODGE

PTS: 10 at Rhode Island (1/3/17)  
 REB: 10 at Villanova (12/3/16)  
 FGM: 5 at Rhode Island (1/3/17)  
 FGA: 7 at Rhode Island (1/3/17)  
 3FGM: --  
 3FGA: --  
 FTM: 4 vs. Ole Miss (11/20/16)  
 FTA: 5 vs. Temple (11/30/16)  
 AST: 1 vs. Toledo (11/12/16)  
 BLK: 3 (2x) last vs. George Washington (12/30/16)  
 STL: 1 vs. Loyola Chicago (11/18/16)  
 TO: 1 (6x) last at Villanova (12/3/16)  
 MIN: 24 vs. Temple (11/30/16)

## #1 SHAVAR NEWKIRK

PTS: 28 vs. Toledo (11/12/16)  
 REB: 8 at Princeton (12/14/16)  
 FGM: 10 (2x) last at Drexel (12/11/16)  
 FGA: 18 vs. NC State (11/21/16)  
 3FGM: 4 (3x) last vs. Lafayette (12/22/16)  
 3FGA: 6 (4x) last vs. Lafayette (12/22/16)  
 FTM: 10 (2x) last at Illinois State (12/18/16)  
 FTA: 11 (2x) last at Illinois State (12/18/16)  
 AST: 9 vs. Villanova (12/1/15)  
 BLK: 2 at Gonzaga (11/19/14)  
 STL: 4 (2x) last at Princeton (12/14/16)  
 TO: 7 at Illinois State (12/18/16)  
 MIN: 39 at Drexel (12/11/16)

## #5 NICK ROBINSON

PTS: 11 vs. Temple (11/30/16)  
 REB: 8 vs. Lafayette (12/22/16)  
 FGM: 4 vs. Temple (11/30/16)  
 FGA: 8 (2x) last at Drexel (12/11/16)  
 3FGM: 2 vs. Temple (11/30/16)  
 3FGA: 4 at Drexel (12/11/16)  
 FTM: 3 vs. NC State (11/21/16)  
 FTA: 6 (2x) last at Rhode Island (1/3/17)  
 AST: 3 (4x) last vs. Lafayette (12/22/16)  
 BLK: 2 at Princeton (12/14/16)  
 STL: 2 vs. Columbia (11/14/16)  
 TO: 4 (2x) last at Rhode Island (1/3/17)  
 MIN: 28 at Illinois State (12/18/16)

## #21 KYLE THOMPSON

PTS: 2 vs. Loyola Maryland (12/9/14)  
 REB: 2 vs. Illinois State (12/19/15)  
 FGM: 1 vs. Loyola Maryland (12/9/14)  
 FGA: 1 (5x) last at Rhode Island (1/3/17)  
 3FGM: --  
 3FGA: 1 at Fordham (2/6/16)  
 FTM: 1 (3x) last vs. Columbia (11/14/16)  
 FTA: 2 (4x) last vs. Lafayette (12/22/16)  
 AST: 1 (3x) last at Illinois State (12/18/16)  
 BLK: --  
 STL: --  
 TO: 1 vs. Columbia (11/14/16)  
 MIN: 4 vs. Lafayette (12/22/16)

## #13 CHRISTIAN VEGA

PTS: --  
 REB: 1 (2x) last vs. Lafayette (12/22/16)  
 FGM: --  
 FGA: 1 (2x) last vs. Lafayette (12/22/16)  
 3FGM: --  
 3FGA: 1 at Villanova (12/3/16)  
 FTM: --  
 FTA: --  
 AST: --  
 BLK: --  
 STL: --  
 TO: 2 vs. Fordham (1/16/16)  
 MIN: 2 vs. Lafayette (12/22/16)

## #32 JAI WILLIAMS

PTS: 8 vs. George Mason (2/7/15)  
 REB: 3 (2x) last at Drexel (12/11/16)  
 AST: 1 at La Salle (1/27/15)  
 FGM: 3 vs. George Mason (2/7/15)  
 FGA: 4 vs. George Mason (2/7/15)  
 3FGM: --  
 3FGA: --  
 FTM: 4 vs. NC State (11/21/16)  
 FTA: 4 vs. NC State (11/21/16)  
 BLK: 1 (4x) last vs. George Mason (2/7/15)  
 STL: 1 (3x) last vs. George Mason (2/7/15)  
 TO: 2 (3x) last vs. Fordham (1/16/16)  
 MIN: 19 vs. George Mason (2/7/15)

## SEASON HIGHS

## #34 JAVON BAUMANN

PTS: 6 at Drexel (12/11/16)  
 REB: 9 at Drexel (12/11/16)  
 AST: 1 vs. NC State (11/21/16)  
 FGM: 3 at Drexel (12/11/16)  
 FGA: 3 (4x) last at Drexel (12/11/16)  
 3FGM: --  
 3FGA: --  
 FTM: 2 vs. Loyola Chicago (11/18/16)  
 FTA: 5 vs. Loyola Chicago (11/18/16)  
 BLK: 2 (3x) last at Rhode Island (1/3/17)  
 STL: 1 (2x) last vs. NC State (11/21/16)  
 TO: 1 (3x) last at Villanova (12/3/16)  
 MIN: 22 at Drexel (12/11/16)

## #10 GERALD BLOUNT

PTS: 2 vs. Columbia (11/14/16)  
 REB: 1 (2x) last at Villanova (12/3/16)  
 FGM: --  
 FGA: 1 at Villanova (12/3/16)  
 3FGM: --  
 3FGA: --  
 FTM: 2 vs. Columbia (11/14/16)  
 FTA: 2 (2x) last vs. Lafayette (12/22/16)  
 AST: --  
 BLK: --  
 STL: 1 vs. Lafayette (12/22/16)  
 TO: --  
 MIN: 4 vs. Lafayette (12/22/16)

## #2 CHARLIE BROWN

PTS: 15 vs. Columbia (11/14/16)  
 REB: 8 vs. Lafayette (12/22/16)  
 FGM: 6 (2x) last vs. George Washington (12/30/16)  
 FGA: 12 (3x) last at Princeton (12/14/16)  
 3FGM: 4 at Illinois State (12/18/16)  
 3FGA: 8 at Illinois State (12/18/16)  
 FTM: 4 vs. Loyola Chicago (11/18/16)  
 FTA: 4 vs. Loyola Chicago (11/18/16)  
 AST: 3 vs. Lafayette (12/22/16)  
 BLK: 2 vs. Toledo (11/12/16)  
 STL: 3 (2x) last vs. NC State (11/21/16)  
 TO: 2 (2x) last at Rhode Island (1/3/17)  
 MIN: 37 at Illinois State (12/18/16)

## #3 MICHAEL BOOTH

PTS: 3 at Illinois State (12/18/16)  
 REB: 2 vs. Lafayette (12/22/16)  
 FGM: 1 at Illinois State (12/18/16)  
 FGA: 2 vs. Lafayette (12/22/16)  
 3FGM: --  
 3FGA: 1 vs. Lafayette (12/22/16)  
 FTM: --  
 FTA: --  
 AST: --  
 BLK: --  
 STL: --  
 TO: 1 at Rhode Island (1/3/17)  
 MIN: 3 vs. Lafayette (12/22/16)

## #20 BRENDAN CASPER

PTS: 10 at Drexel (12/11/16)  
 REB: 7 at Princeton (12/14/16)  
 AST: 2 (2x) at Illinois State (12/18/16)  
 FGM: 4 at Illinois State (12/18/16)  
 FGA: 5 (3x) last vs. Lafayette (12/22/16)  
 3FGM: 1 vs. Columbia (11/14/16)  
 3FGA: 2 vs. NC State (11/21/16)  
 FTM: 4 (3x) last at Princeton (12/14/16)  
 FTA: 5 (2x) last at Princeton (12/14/16)  
 BLK: --  
 STL: 2 (3x) last vs. Lafayette (12/22/16)  
 TO: 3 at Princeton (12/14/16)  
 MIN: 23 (2x) last at Drexel (12/11/16)

## #15 CHRIS CLOVER

PTS: 11 vs. Columbia (11/14/16)  
 REB: 5 vs. NC State (11/21/16)  
 FGM: 5 vs. Columbia (11/14/16)  
 FGA: 8 vs. Columbia (11/14/16)  
 3FGM: 2 vs. Ole Miss (11/20/16)  
 3FGA: 4 vs. Ole Miss (11/20/16)  
 FTM: 2 (2x) last at Rhode Island (1/3/17)  
 FTA: 3 vs. Lafayette (12/22/16)  
 AST: 1 at Villanova (12/3/16)  
 BLK: --  
 STL: 2 (2x) last vs. Ole Miss (11/20/16)  
 TO: 3 (2x) last vs. Ole Miss (11/20/16)  
 MIN: 24 at Rhode Island (1/3/17)

## #25 JAMES DEMERY

PTS: 17 at Rhode Island (1/3/17)  
 REB: 8 (2x) last at Rhode Island (1/3/17)  
 FGM: 7 at Rhode Island (1/3/17)  
 FGA: 14 vs. Toledo (11/12/16)  
 3FGM: --  
 3FGA: 2 vs. Toledo (11/12/16)  
 FTM: 3 at Rhode Island (1/3/17)  
 FTA: 4 at Rhode Island (1/3/17)  
 AST: 1 at Rhode Island (1/3/17)  
 BLK: 1 (2x) last at Rhode Island (1/3/17)  
 STL: 1 vs. Toledo (11/12/16)  
 TO: 4 vs. Toledo (11/12/16)  
 MIN: 32 vs. Toledo (11/12/16)

## #22 LORENZO EDWARDS

PTS: --  
 REB: 1 vs. Columbia (11/14/16)  
 FGM: --  
 FGA: 1 vs. Columbia (11/14/16)  
 3FGM: --  
 3FGA: 1 vs. Columbia (11/14/16)  
 FTM: --  
 FTA: --  
 AST: --  
 BLK: --  
 STL: 1 vs. Columbia (11/14/16)  
 TO: 1 vs. Columbia (11/14/16)  
 MIN: 4 vs. Columbia (11/14/16)

## #0 LAMARR KIMBLE

PTS: 26 vs. Loyola Chicago (11/18/16)  
 REB: 7 vs. Ole Miss (11/20/16)  
 FGM: 10 vs. Loyola Chicago (11/18/16)  
 FGA: 17 (2x) last vs. Lafayette (12/22/16)  
 3FGM: 5 vs. Loyola Chicago (11/18/16)  
 3FGA: 8 vs. Loyola Chicago (11/18/16)  
 FTM: 5 vs. Columbia (11/14/16)  
 FTA: 7 at Rhode Island (1/3/17)  
 AST: 9 (2x) last at Princeton (12/14/16)  
 BLK: 1 vs. Loyola Chicago (11/18/16)  
 STL: 3 vs. Lafayette (12/22/16)  
 TO: 6 (2x) last  
 MIN: 38 (2x) last at Drexel (12/11/16)

## #23 MARKELL LODGE

PTS: 10 at Rhode Island (1/3/17)  
 REB: 10 at Villanova (12/3/16)  
 FGM: 5 at Rhode Island (1/3/17)  
 FGA: 7 at Rhode Island (1/3/17)  
 3FGM: --  
 3FGA: --  
 FTM: 1 (2x) last vs. Loyola Chicago (11/18/16)  
 FTA: 3 vs. Ole Miss (11/20/16)  
 AST: 1 vs. Toledo (11/12/16)  
 BLK: 3 (2x) last vs. George Washington (12/30/16)  
 STL: 1 vs. Loyola Chicago (11/18/16)  
 TO: 1 (3x) last vs. Temple (11/30/16)  
 MIN: 24 vs. Temple (11/30/16)

## #1 SHAVAR NEWKIRK

PTS: 28 vs. Toledo (11/12/16)  
 REB: 7 (4x) last at Illinois State (12/18/16)  
 FGM: 10 (2x) last at Drexel (12/11/16)  
 FGA: 18 vs. NC State (11/21/16)  
 3FGM: 4 (2x) last vs. Lafayette (12/22/16)  
 3FGA: 6 (2x) last vs. Lafayette (12/22/16)  
 FTM: 10 at Illinois State (12/18/16)  
 FTA: 11 at Illinois State (12/18/16)  
 AST: 6 vs. Ole Miss (11/20/16)  
 BLK: --  
 STL: 3 (2x) last vs. George Washington (12/30/16)  
 TO: 7 at Illinois State (12/18/16)  
 MIN: 39 at Drexel (12/11/16)

## #5 NICK ROBINSON

PTS: 11 vs. Temple (11/30/16)  
 REB: 8 vs. Lafayette (12/22/16)  
 FGM: 4 vs. Temple (11/30/16)  
 FGA: 8 (2x) last at Drexel (12/11/16)  
 3FGM: 2 vs. Temple (11/30/16)  
 3FGA: 4 at Drexel (12/11/16)  
 FTM: 3 vs. NC State (11/21/16)  
 FTA: 6 (2x) last at Rhode Island (1/3/17)  
 AST: 3 (4x) last vs. Lafayette (12/22/16)  
 BLK: 2 at Princeton (12/14/16)  
 STL: 2 vs. Columbia (11/14/16)  
 TO: 4 (2x) last at Rhode Island (1/3/17)  
 MIN: 28 at Illinois State (12/18/16)

## #21 KYLE THOMPSON

PTS: 1 vs. Columbia (11/14/16)  
 REB: 1 at Rhode Island (1/3/17)  
 FGM: --  
 FGA: 1 (2x) last at Rhode Island (1/3/17)  
 3FGM: --  
 3FGA: --  
 FTM: 1 vs. Columbia (11/14/16)  
 FTA: 2 (2x) last vs. Lafayette (12/22/16)  
 AST: 1 at Illinois State (12/18/16)  
 BLK: --  
 STL: --  
 TO: 1 vs. Columbia (11/14/16)  
 MIN: 4 vs. Lafayette (12/22/16)

## #13 CHRISTIAN VEGA

PTS: --  
 REB: 1 vs. Lafayette (12/22/16)  
 FGM: --  
 FGA: 1 (2x) last vs. Lafayette (12/22/16)  
 3FGM: --  
 3FGA: 1 at Villanova (12/3/16)  
 FTM: --  
 FTA: --  
 AST: --  
 BLK: --  
 STL: --  
 TO: --  
 MIN: 2 vs. Lafayette (12/22/16)

## #32 JAI WILLIAMS

PTS: 6 vs. NC State (11/21/16)  
 REB: 3 at Drexel (12/11/16)  
 AST: --  
 FGM: 2 vs. Lafayette (12/22/16)  
 FGA: 3 vs. Lafayette (12/22/16)  
 3FGM: --  
 3FGA: --  
 FTM: 4 vs. NC State (11/21/16)  
 FTA: 4 vs. NC State (11/21/16)  
 BLK: --  
 STL: --  
 TO: 1 vs. Toledo (11/12/16)  
 MIN: 10 (2x) last vs. NC State (11/21/16)

**GAME RECAPS**

**Game 1: November 12, 2016 - Hagan Arena  
SJU 77 - Toledo 76**

Guards **Shavar Newkirk** and **Lamarr Kimble** combined for 44 points by each hitting career-highs to lead Saint Joseph's to a 77-76 win over Toledo in the season opener for both teams at Hagan Arena. Newkirk tallied career-highs of 28 points and seven rebounds, while Kimble scored 16 points. **James Demery** had 11 points and tied his career-high with eight rebounds for SJU. The game was a back-and-forth contest with a total of 25 lead changes in the second half. SJU took the final lead of the game, 72-71, on a putback by sophomore **Markell Lodge** with 1:42 to play. Newkirk hit a jumper at :45 to increase the Hawks' lead to its biggest of the game, 74-71, and added a pair of free throws to push it to 76-71 with 25 seconds to play. Toledo countered with a layup at :19 but Demery made one of two free throws at :11 to give the Hawks a 77-73 lead. Toledo's three-pointer at the buzzer provided the final margin.

**Toledo 0-1**

##	Player	tot-fg		3-pt		rebounds			pf	tp	a	to	blk	s	min				
		fg	fga	fg	fga	ft	fta	of								de	tot		
23	TAYLOR, Jr., Steve	f	7	12	0	2	0	1	0	7	7	1	14	3	2	0	1	33	
33	GARBER, Zach	c	1	2	0	0	3	4	1	2	3	5	5	1	2	0	0	20	
01	WILLIAMS, J	g	7	13	2	4	2	2	1	1	2	5	18	1	4	0	0	26	
10	DZIERZAWSKI, D	g	6	13	1	1	0	0	0	4	4	4	13	2	4	0	0	21	
13	SANFORD, Jalen	g	2	6	2	4	3	5	1	2	3	0	9	1	3	1	1	33	
02	ADWAY, Taylor	g	0	0	0	0	0	0	2	0	2	0	1	1	0	0	6		
05	ROBERTS, Justin	g	0	0	0	0	0	0	0	0	0	2	0	1	0	0	6		
25	LAUF, Jordan	g	2	4	1	3	4	4	2	1	3	2	9	2	0	0	21		
30	KNAPKE, Luke	g	0	0	0	0	0	0	1	1	2	0	0	0	0	0	9		
35	NAVIGATO, Natee	g	3	11	2	8	0	0	1	7	8	2	8	0	1	1	0	25	
TEAM																			
Totals.....			28	61	8	22	12	16	11	27	38	25	76	12	17	2	2	200	

TOTAL FG% 1st Half:	13-28 46.4%	2nd Half:	15-33 45.5%	Game:	45.9%	DEADBALL	
3-Pt. FG% 1st Half:	5-12 41.7%	2nd Half:	3-10 30.0%	Game:	36.4%	REBOUNDS	3
F Throw % 1st Half:	10-13 76.9%	2nd Half:	2-3 66.7%	Game:	75.0%		

**Saint Joseph's 1-0**

##	Player	tot-fg		3-pt		rebounds			pf	tp	a	to	blk	s	min				
		fg	fga	fg	fga	ft	fta	of								de	tot		
02	BROWN, Charlie	f	1	6	1	4	2	2	0	4	4	3	5	2	0	2	0	30	
23	LODGE, Markell	f	2	2	0	0	0	0	1	0	1	3	4	1	1	2	0	19	
25	DEMERY, James	f	5	14	0	2	1	2	2	6	8	2	11	0	4	1	1	32	
00	KIMBLE, Lamarr	g	6	14	1	3	3	6	1	1	2	1	16	3	3	0	0	36	
01	NEWKIRK, Shavar	g	9	16	3	4	7	9	1	6	7	1	28	3	1	0	1	35	
05	ROBINSON, Nick	g	2	2	1	1	2	4	0	3	3	3	7	0	1	0	1	17	
15	CLOVER, Chris	g	0	2	0	0	0	0	0	0	0	3	0	0	1	0	2	9	
20	CASPER, Brendan	g	0	0	0	0	0	0	0	0	0	0	0	0	0	0	0	2	
32	WILLIAMS, Jai	g	1	1	0	0	1	2	0	0	0	1	3	0	1	0	0	5	
34	BAUMANN, Javon	g	1	3	0	0	1	3	3	2	5	3	3	0	1	0	0	15	
TEAM																			
Totals.....			27	60	6	14	17	28	9	23	32	20	77	9	13	5	5	200	

TOTAL FG% 1st Half:	12-27 44.4%	2nd Half:	15-33 45.5%	Game:	45.0%	DEADBALL	
3-Pt. FG% 1st Half:	5-9 55.6%	2nd Half:	1-5 20.0%	Game:	42.9%	REBOUNDS	8
F Throw % 1st Half:	11-15 73.3%	2nd Half:	6-13 46.2%	Game:	60.7%		

Officials: Dwayne Gladden, Tony Crisp, Paul Szelc  
 Technical fouls: Toledo-None. Saint Joseph's-None.  
 Attendance: 4,200

Score by Periods	1st	2nd	Total
Toledo	41	35	76
Saint Joseph's	40	37	77

**Game 2: November 14, 2016 - Hagan Arena  
SJU 85 - Columbia 65**

**Lamarr Kimble** scored a career-high 19 points and **Shavar Newkirk** scored 17 to lead Saint Joseph's past Columbia, 85-65. **Charlie Brown**, who scored 12 points in the first half, tallied 15 for the first double-figure game of his career, while **Chris Clover** tallied a career-high 11 points. The Hawks were playing without starting forward James Demery who suffered a stress fracture in his foot in the season opener versus Toledo. Saint Joseph's never trailed in the game and after back-to-back threes by Brown and Robinson, took a 17-6 lead in the first seven minutes. Leading 17-8, Kimble and Brown combined to score nine straight, with a dunk from Brown pushing the SJU lead to 26-11. SJU, which shot 57.6 percent from the field in the half, increased the margin to 20, 38-18, on a layup from Newkirk at 6:54. The Hawks took their biggest lead of the half, 50-27, on a three-pointer at the buzzer by **Brendan Casper**, who added seven points. The Hawks maintained the 20-plus point lead for most of the half, except for a 5-0 run by Columbia that cut the margin to 60-45 at 10:40. Saint Joseph's took its biggest lead of the contest, 78-52, on a three from Brown at 4:41.

**Columbia 1-1**

##	Player	tot-fg		3-pt		rebounds			pf	tp	a	to	blk	s	min			
		fg	fga	fg	fga	ft	fta	of								de	tot	
11	MEISNER, Lukas	f	1	4	0	2	0	0	0	1	4	5	2	2	0	3	0	25
33	PETRASEK, Luke	f	1	9	0	3	1	1	0	3	3	2	3	3	0	0	0	28
12	SMITH, Mike	g	2	4	1	1	2	2	0	1	1	1	7	1	2	0	0	21
20	KILLINGSWORTH,	g	6	9	3	6	2	2	2	1	3	0	17	0	1	0	0	20
22	HICKMAN, Nate	g	5	10	4	7	0	0	0	3	3	3	14	1	1	0	0	19
02	PANAYIOTOU, A	g	0	0	0	0	0	0	0	0	0	0	0	0	1	0	2	
03	TAPE, Patrick	g	1	2	0	0	3	4	1	1	2	1	5	0	0	0	1	4
04	HUNTER, Rodney	g	0	0	0	0	2	2	0	0	0	1	2	0	0	0	0	10
05	DAVIS, CJ	g	3	5	1	1	0	0	0	0	0	2	7	1	1	0	1	14
10	ADLESH, Quinton	g	0	5	0	4	0	0	0	0	0	2	0	4	3	0	1	22
14	JACKSON, Kendall	g	0	1	0	0	0	0	0	2	2	3	0	1	0	0	0	9
21	BARBA, Peter	g	1	1	0	0	0	0	0	0	0	0	2	0	0	0	0	3
24	SICA, John	g	0	0	0	0	0	0	0	2	2	2	0	0	0	0	0	3
32	MCCOMBER, Chris	g	2	3	0	1	2	5	1	1	2	2	6	1	0	0	0	15

52	VOSS, Conor	0	1	0	0	0	0	0	0	0	0	1	0	1	0	0	0	5
TEAM																		
Totals.....		22	54	9	25	12	16	8	22	30	22	65	13	15	0	3	200	

TOTAL FG% 1st Half:	9-28 32.1%	2nd Half:	13-26 50.0%	Game:	40.7%	DEADBALL	
3-Pt. FG% 1st Half:	4-13 30.8%	2nd Half:	5-12 41.7%	Game:	36.0%	REBOUNDS	3
F Throw % 1st Half:	5-5 100%	2nd Half:	7-11 63.6%	Game:	75.0%		

**Saint Joseph's 2-0**

##	Player	tot-fg		3-pt		rebounds			pf	tp	a	to	blk	s	min				
		fg	fga	fg	fga	ft	fta	of								de	tot		
02	BROWN, Charlie	f	6	10	3	5	0	0	0	5	5	2	15	1	0	1	24		
05	ROBINSON, Nick	f	2	4	1	2	0	1	1	4	5	1	5	3	1	1	2	26	
23	LODGE, Markell	f	0	0	0	0	1	2	0	3	3	0	1	0	0	2	0	16	
00	KIMBLE, Lamarr	g	7	16	0	7	5	6	0	3	3	1	19	8	1	0	0	31	
01	NEWKIRK, Shavar	g	6	12	1	5	4	4	2	1	3	3	17	4	1	0	1	30	
03	BOOTH, Michael	g	0	0	0	0	0	0	0	0	0	0	0	0	0	0	2		
10	BLOUNT, Gerald	g	0	0	0	2	2	1	0	1	0	2	0	0	0	0	3		
13	VEGA, Christian	g	0	0	0	0	0	0	0	0	1	0	0	0	0	0	1		
15	CLOVER, Chris	g	5	8	1	2	0	0	1	1	2	3	11	0	1	0	1	13	
20	CASPER, Brendan	g	3	4	1	1	0	0	0	2	2	7	0	1	0	1	23		
21	THOMPSON, Kyle	g	0	0	0	0	1	2	0	0	0	0	1	0	1	0	0	4	
22	EDWARDS, Lorenzo	g	0	1	0	1	0	0	1	0	1	0	0	0	1	0	1	4	
32	WILLIAMS, Jai	g	1	1	0	0	1	3	1	0	1	1	3	0	0	0	0	8	
34	BAUMANN, Javon	g	2	2	0	0	0	1	1	5	6	1	4	0	0	2	0	16	
TEAM																			
Totals.....		32	58	7	23	14	21	9	26	35	15	85	16	8	5	7	200		

TOTAL FG% 1st Half:	19-33 57.6%	2nd Half:	13-25 52.0%	Game:	55.2%	DEADBALL	
3-Pt. FG% 1st Half:	5-10 50.0%	2nd Half:	2-13 15.4%	Game:	30.4%	REBOUNDS	1
F Throw % 1st Half:	7-9 77.8%	2nd Half:	7-12 58.3%	Game:	66.7%		

Officials: Nathan Farrell, Kevin Fehr, Tom Morrissey  
 Technical fouls: Columbia-None. Saint Joseph's-None.  
 Attendance: 3,543

Score by Periods	1st	2nd	Total
Columbia	27	38	65
Saint Joseph's	50	35	85

**Game 3: Paradise Jam - November 18, 2016  
Univ. of Virgin Islands Arena - St. Thomas, USVI  
SJU 71 - Loyola Chicago 57**

**Lamarr Kimble** scored a career-high 26 points and **Shavar Newkirk** added 20 as Saint Joseph's defeated Loyola Chicago, 71-57, in the opening round of the 2016 Paradise Jam at the University of the Virgin Islands. **Charlie Brown** scored nine points and grabbed a team-high six rebounds. The Hawks led for all but a minute in the game, and fought off every Loyola run with baskets from either Kimble or Newkirk. Loyola closed to 39-35 early in the second half, but the Hawks scored seven straight that pushed SJU's lead to 45-35. Saint Joseph's took its biggest margin of the game, 53-39, at 8:33 on another three

2016-17 SAINT JOSEPH'S BASKETBALL • 14

**Game 4: Paradise Jam - November 20, 2016**  
**Univ. of Virgin Islands Arena - St. Thomas, USVI**  
**Ole Miss 81 - SJU 68**

Ole Miss defeated Saint Joseph's, 81-68, in the semifinals of the 2016 Paradise Jam. Shavar Newkirk had 21 points and six assists for the Hawks, hitting 7-of-11 from the field and 6-of-10 from the foul line. Charlie Brown scored 13 points and Lamarr Kimble had 10 points and a team-high seven rebounds for SJU. The Hawks didn't help themselves at the foul line, shooting just 10-for-22 in the game, while Ole Miss shot 15-for-19. Leading 41-37 at halftime, Ole Miss opened the half with a 12-5 run to take its biggest lead at that point, 53-42, at 16:15. The Hawks chipped away and after a putback by Javon Baumann, and a layup and then a free throw by Kimble, cut the deficit to 54-49. But Ole Miss had an answer every time, as the Rebels built their lead back to 57-49. After falling behind by double digits again, 60-50, the Hawks cut it to eight, 60-52, on free throws by Newkirk, but that would be the closest SJU would come the rest of the way. Ole Miss went on a 13-5 run to take its biggest lead of the game, 73-57, with 5:23 remaining. In the first half, after SJU had a 10-8 lead, Ole Miss went on an 11-4 run to go up 17-12. SJU had an early 28-24 lead but the Rebels regained the lead 29-28 and increased it to 32-28. Trailing 35-30, the Hawks closed to 35-33 on a three by Nick Robinson. The Rebels then took their biggest lead of the half, 39-33, on a three with under four minutes to play. SJU closed within 39-37 on a three by Brown before Ole Miss ended the half with a basket at the buzzer.

Saint Joseph's 3-1

##	Player	fg	fga	3-pt	fga	ft	fta	rebounds			tp	a	to	blk	s	min		
		fg	fga	fg	fga	ft	fta	of	de	tot	pf	tp	a	to	blk	s	min	
02	BROWN, Charlie	f	5	10	3	5	0	1	3	4	3	13	0	1	0	1	33	
05	ROBINSON, Nick	f	1	5	1	3	1	2	0	5	5	1	4	3	4	0	1	22
23	LODGE, Markell	f	4	4	0	0	0	3	2	2	2	8	0	0	0	0	19	
00	KIMBLE, Lamarr	g	3	13	1	6	3	6	3	4	7	10	4	0	0	0	37	
01	NEWKIRK, Shavar	g	7	11	1	3	6	10	1	2	3	21	6	2	0	3	35	
15	CLOVER, Chris	g	3	7	2	4	0	1	0	0	0	8	0	3	0	2	15	
20	CASPER, Brendan	g	0	3	0	1	0	0	2	2	3	0	1	2	0	1	18	
32	WILLIAMS, Jai	g	0	0	0	0	0	0	1	1	2	0	0	0	0	0	10	
34	BAUMANN, Javon	g	2	2	0	0	0	0	2	3	5	3	4	0	1	0	11	
TEAM										4								
Totals.....			25	55	8	22	10	22	7	26	33	19	68	14	13	0	8	200

TOTAL FG% 1st Half: 14-27 51.9%	2nd Half: 11-28 39.3%	Game: 45.5%	DEADBALL
3-Pt. FG% 1st Half: 6-11 54.5%	2nd Half: 2-11 18.2%	Game: 36.4%	REBOUNDS
F Throw % 1st Half: 3-9 33.3%	2nd Half: 7-13 53.8%	Game: 45.5%	7

Ole Miss 4-0

##	Player	fg	fga	3-pt	fga	ft	fta	rebounds			tp	a	to	blk	s	min		
		fg	fga	fg	fga	ft	fta	of	de	tot	pf	tp	a	to	blk	s	min	
05	HYMON, M	f	1	1	0	0	1	0	2	2	3	2	0	0	1	1	20	
11	SAIZ, Sebastian	f	9	13	2	2	6	8	3	9	12	4	26	0	4	0	1	33
01	BURNETT, D	g	5	19	3	8	7	8	0	4	4	0	20	5	2	0	1	36
02	NEAL, Cullen	g	3	8	3	7	2	2	0	2	2	0	11	3	0	0	1	34
14	BROOKS, Rasheed	g	4	9	3	5	0	0	2	3	5	4	11	3	3	0	0	21
00	FITZPATRICK-DORSEY	g	1	2	0	1	0	0	1	3	4	1	2	0	2	0	0	7
03	DAVIS, Terence	g	1	6	1	3	0	0	0	1	1	4	3	2	1	2	2	19
04	TYREE, Breein	g	0	1	0	1	0	0	0	0	0	1	0	1	0	0	0	3
12	SILINS, Karlis	g	0	0	0	0	0	0	0	0	0	0	0	0	0	0	2	
50	FURMANAVICIUS, J	g	3	5	0	1	0	0	5	5	10	3	6	2	1	1	0	25
TEAM										2								
Totals.....			27	64	12	28	15	19	13	29	42	20	81	16	14	4	6	200

TOTAL FG% 1st Half: 14-35 40.0%	2nd Half: 13-29 44.8%	Game: 42.2%	DEADBALL
3-Pt. FG% 1st Half: 8-18 44.4%	2nd Half: 4-10 40.0%	Game: 42.9%	REBOUNDS
F Throw % 1st Half: 5-6 83.3%	2nd Half: 10-13 76.9%	Game: 78.9%	1

Officials: Joe Lindsay, Justin Porterfield, Duke Edsall  
 Technical fouls: Saint Joseph's-None. Ole Miss-None.  
 Attendance: 2,755

Score by Periods	1st	2nd	Total
Saint Joseph's	37	31	68
Ole Miss	41	40	81

**Game 5: Paradise Jam - November 21, 2016**  
**Univ. of Virgin Islands Arena - St. Thomas, USVI**  
**NC State 73 - SJU 63**

Shavar Newkirk scored 23 points but Saint Joseph's comeback fell short as the Hawks were defeated by NC State, 73-63, in the third-place game of the 2016 Paradise Jam. Newkirk shot 10-for-18 from the field, and added six rebounds and five assists for his third consecutive 20-plus point game, while Charlie Brown added 14 points. SJU trailed by as much as 14 points in the second half, but came within 64-58, with 3:54 left. NC State answered with a three-pointer, but Brown followed with one to bring the Hawks within 67-61 at 3:07. With NC State leading 69-63, the Wolfpack missed three shots but the Hawks couldn't come up with a rebound or the ball after a scramble. NC State regained possession and took a 71-63 lead. A missed shot by SJU and then a turnover resulted in an NC State dunk at 1:06 that sealed the win for NC State. After NC State took its biggest lead of the game, 57-43, SJU scored seven straight to come within 57-50 and Newkirk scored four in a row to cut it to 61-54. The Hawks came out strong in the first half and took an 18-9 lead, with Javon Baumann increasing it to 20-9 with a dunk. But NC State went on a 13-0 run to take a 22-20 lead with under 4:30 to go. A pair of free throws by Jai Williams ended the Hawks' scoring drought, but NC State maintained a 25-22 lead. SJU remained without a field goal for close to nine minutes before Newkirk's jumper at 1:59 pulled SJU within 31-26.

Saint Joseph's 3-2

##	Player	fg	fga	3-pt	fga	ft	fta	rebounds			tp	a	to	blk	s	min	
		fg	fga	fg	fga	ft	fta	of	de	tot	pf	tp	a	to	blk	s	min
02	BROWN, Charlie	f	5	12	3	6	1	2	1	4	5	4	14	1	0	1	33
05	ROBINSON, Nick	f	1	5	0	1	3	4	2	3	5	4	5	0	2	0	18

23	LODGE, Markell	f	2	6	0	0	0	0	6	0	6	1	4	0	1	1	0	12
00	KIMBLE, Lamarr	g	1	15	1	7	0	0	1	3	4	0	3	2	1	0	1	38
01	NEWKIRK, Shavar	g	10	18	1	3	2	4	2	6	3	23	5	3	1	0	38	
15	CLOVER, Chris	g	1	7	0	3	0	0	2	3	5	0	2	0	1	0	20	
20	CASPER, Brendan	g	1	5	0	2	0	0	2	3	5	3	2	0	0	0	1	13
32	WILLIAMS, Jai	g	1	2	0	0	4	4	2	0	2	1	6	0	0	0	10	
34	BAUMANN, Javon	g	2	3	0	0	0	0	2	2	4	1	4	1	0	1	1	18
TEAM										1								
Totals.....			24	73	5	22	10	12	22	21	43	17	63	9	8	4	6	200

TOTAL FG% 1st Half: 12-35 34.3%	2nd Half: 12-38 31.6%	Game: 32.9%	DEADBALL
3-Pt. FG% 1st Half: 1-9 11.1%	2nd Half: 4-13 30.8%	Game: 22.7%	REBOUNDS
F Throw % 1st Half: 5-6 83.3%	2nd Half: 5-6 83.3%	Game: 83.3%	3

NC State 4-1

##	Player	fg	fga	3-pt	fga	ft	fta	rebounds			tp	a	to	blk	s	min		
		fg	fga	fg	fga	ft	fta	of	de	tot	pf	tp	a	to	blk	s	min	
00	ABDUL-MALIK, A	f	5	8	0	1	2	2	1	9	10	4	12	1	4	2	0	29
21	ANYA, Beejay	f	1	1	0	0	1	3	1	1	2	3	3	1	1	2	0	16
02	DORN, Torin	g	6	9	5	6	2	2	0	4	4	1	19	1	1	0	0	40
03	HENDERSON, T	g	5	10	3	5	2	2	2	1	3	1	15	1	1	2	0	40
04	SMITH Jr, Dennis	g	6	15	3	6	9	10	0	3	3	1	24	8	2	0	2	39
05	HICKS, Darius	g	0	0	0	0	0	1	0	2	2	1	0	0	1	0	0	4
11	JOHNSON, Markell	g	0	5	0	2	0	0	0	1	1	4	0	4	0	0	2	26
22	KIRK, Shaun	g	0	1	0	1	0	0	0	1	1	1	0	0	1	0	0	6
TEAM										2								
Totals.....			23	49	11	21	16	20	6	27	33	16	73	16	14	6	4	200

TOTAL FG% 1st Half: 13-25 52.0%	2nd Half: 10-24 41.7%	Game: 46.9%	DEADBALL
3-Pt. FG% 1st Half: 7-11 63.6%	2nd Half: 4-10 40.0%	Game: 52.4%	REBOUNDS
F Throw % 1st Half: 1-4 25.0%	2nd Half: 15-16 93.8%	Game: 80.0%	2

Officials: Tim Comer, Tony Crisp, Jason Porterfield  
 Technical fouls: Saint Joseph's-None. NC State-None.  
 Attendance: 2,699

Score by Periods	1st	2nd	Total
Saint Joseph's	30	33	63
NC State	34	39	73

**Game 6: November 20, 2016 - Hagan Arena**  
**Temple 78 - SJU 72**

Obi Enechionya scored 26 points, with a three-pointer that iced the game with 1:09 left, to lead Temple to a 78-72 win over Saint Joseph's in a Big 5 game at sold-out Hagan Arena. Shavar Newkirk led SJU with 22 points, seven rebounds and five assists, Lamarr Kimble had 12 points and tied his career-high with nine assists, while freshman Nick Robinson had a season-high 11 points. With TU leading 73-69 with 2:48 to play, SJU freshman Nick Robinson hit a three-point play to pull the Hawks within 73-72. Daniel Dingle tipped in an offensive rebound at 1:35 and Enechionya blocked a Saint Joseph's shot and then hit the game-sealing three-pointer. The Hawks had a few more possessions but couldn't connect on three field goal attempts in the final minute of play. SJU trailed for most of the second half, but took a 56-55 lead at 9:16 on a three-point play by Markell Lodge. Temple quickly regained the lead and used a 9-2 run to take a 64-58 lead with 6:14 to play. SJU would pull within one point of the Owls three more times, but couldn't take the lead.

Temple 5-2, 2-0 Big 5

##	Player	fg	fga	3-pt	fga	ft	fta	rebounds			tp	a	to	blk	s	min		
		fg	fga	fg	fga	ft	fta	of	de	tot	pf	tp	a	to	blk	s	min	
00	ENECHIONYA, Obi	f	10	22	6	12	0	0	1	4	5	0	26	1	1	1	1	40
04	DINGLE, Daniel	f	3	7	1	2	0	1	2	2	4	2	7	3	0	0	1	31
24	AFLAKPUI, Ernest	c	2	4	0	0	0	0	2	3	5	1	4	1	0	0	2	16
02	MOORE II, Alani	g	2	5	2	5	2	2	1	4	5	1	8	2	1	0	1	28
03	ALSTON, JR., Shizz	g	5	12	0	4	1	2	0	4	4	3	11	5	1	0	1	36
01	BROWN, Josh	g	2	3	0	0	0	0	0	2	2	3	4	1	0	1	0	14
10	WILLIAMS, Mark	g	2	3	0	1	0	0	0	2	2	3	4	0	1	0	0	11
13	ROSE, Quinton	g	5	7	1	3	3	4	2	4	6	3	14	3	1	1	0	24
TEAM										2					</			

2016-17 SAINT JOSEPH'S BASKETBALL • 15

Game 7: December 3, 2016 - The Pavilion - Villanova, Pa.  
#2/2 Villanova 88 - SJU 57

Lamarr Kimble scored 15 points and Shavar Newkirk added 11 more, but Saint Joseph's fell at second-ranked Villanova, 88-57, in a Big 5 matchup in front of a sellout crowd at The Pavilion. The Hawks held a 27-24 lead with six minutes remaining in the first half, but the Wildcats answered with a 20-4 run to close out the period with a 44-31 lead. Kimble and Newkirk topped the Hawks in scoring while Markell Lodge added a career-high 10 rebounds for SJU. Villanova kept the momentum going and opened up the second half with a 10-4 run to expand the margin to 55-35 at 16:54. The Hawks cut the deficit to under 20 points only two more times, and trailed 63-44 with 10:27 to play. VU took its biggest lead of the afternoon, 86-52, with 3:19 to play.

Saint Joseph's 3-4, 0-2 Big 5

##	Player	tot-fg		3-pt		rebounds			tp	a	to	blk	s	min					
		fg	fga	fg	fga	of	de	tot											
02	BROWN, Charlie	f	2	6	1	3	3	4	2	3	5	2	8	0	1	0	0	23	
23	LODGE, Markell	f	3	6	0	0	0	0	4	6	10	2	6	0	1	0	0	28	
00	KIMBLE, Lamarr	g	6	14	1	2	2	2	1	3	4	1	15	4	3	0	0	36	
01	NEWKIRK, Shavar	g	3	15	2	4	3	4	1	1	2	2	11	4	3	0	0	33	
05	ROBINSON, Nick	g	3	8	1	3	0	0	0	1	1	1	7	1	2	0	0	21	
03	BOOTH, Michael	g	0	1	0	0	0	0	0	0	0	0	0	0	0	0	0	1	
10	BLOUNT, Gerald	g	0	1	0	0	0	0	1	0	1	0	0	0	0	0	0	1	
13	VEGA, Christian	g	0	1	0	0	0	0	0	0	0	0	0	0	0	0	0	1	
15	CLOVER, Chris	g	2	4	0	1	1	1	1	2	3	2	5	1	1	0	0	19	
20	CASPER, Brendan	g	1	4	0	1	0	0	0	2	2	0	2	0	0	0	2	18	
21	THOMPSON, Kyle	g	0	1	0	0	0	0	0	0	0	0	0	0	0	0	0	1	
32	WILLIAMS, Jai	g	1	1	0	0	0	0	0	0	0	0	2	0	0	0	0	7	
34	BAUMANN, Javon	g	0	0	0	0	1	2	0	0	0	2	1	0	1	0	0	11	
TEAM																			
Totals.....		21	62	5	15	10	13	12	22	34	12	57	10	12	0	2	200		

TOTAL FG% 1st Half: 13-30 43.3%	2nd Half: 8-32 25.0%	Game: 33.9%	DEADBALL
3-Pt. FG% 1st Half: 4-9 44.4%	2nd Half: 1-6 16.7%	Game: 33.3%	REBOUNDS
F Throw % 1st Half: 1-2 50.0%	2nd Half: 9-11 81.8%	Game: 76.9%	1

Villanova 8-0, 2-0 Big 5

##	Player	tot-fg		3-pt		rebounds			tp	a	to	blk	s	min					
		fg	fga	fg	fga	of	de	tot											
02	JENKINS, Kris	f	7	14	4	9	2	2	1	4	5	1	20	4	0	0	1	35	
25	BRIDGES, Mikal	f	3	5	2	3	0	0	0	5	5	4	8	1	2	1	3	21	
45	REYNOLDS, Darryl	f	5	6	0	0	3	4	1	5	6	2	13	0	2	1	0	24	
01	BRUNSON, Jalen	g	3	10	3	6	2	2	1	1	2	2	11	6	1	0	0	30	
03	HART, Josh	g	6	10	3	6	1	2	2	9	11	2	16	10	2	0	1	36	
04	PASCHALL, Eric	g	4	7	2	4	0	2	2	2	4	1	10	0	1	0	0	21	
10	DIVINCENZO, Donte	g	4	9	2	5	0	0	1	3	4	1	10	2	0	0	1	24	
24	LEIBIG, Tom	g	0	0	0	0	0	0	0	0	0	0	0	0	0	0	0	1	
34	DELANEY, Tim	g	0	0	0	0	0	0	0	0	0	1	0	0	0	0	0	3	
35	KENNEDY, Matt	g	0	0	0	0	0	0	0	0	0	0	0	0	0	0	0	1	
40	GRACE, Denny	g	0	0	0	0	0	0	0	1	1	0	0	0	1	0	0	1	
42	PAINTER, Dylan	g	0	1	0	1	0	0	1	2	3	0	0	0	1	0	0	3	
TEAM																			
Totals.....		32	62	16	34	8	12	10	32	42	14	88	23	11	2	6	200		

TOTAL FG% 1st Half: 17-34 50.0%	2nd Half: 15-28 53.6%	Game: 51.6%	DEADBALL
3-Pt. FG% 1st Half: 8-17 47.1%	2nd Half: 8-17 47.1%	Game: 47.1%	REBOUNDS
F Throw % 1st Half: 2-4 50.0%	2nd Half: 6-8 75.0%	Game: 66.7%	1

Officials: Pat Driscoll, Michael Stephens, Matt Potter  
Technical fouls: Saint Joseph's-None. Villanova-None.  
Attendance: 6,500

Score by Periods	1st	2nd	Total
Saint Joseph's	31	26	57
Villanova	44	44	88

Game 8: December 11, 2016 - Daskalakis Center - Philadelphia  
SIU 72 - Drexel 71

Shavar Newkirk converted the game-winning three-point play with 10.7 seconds to go, and scored Saint Joseph's final 11 points, as the Hawks rallied to defeat Drexel, 72-71. Newkirk finished the game with 27 points, one shy of his career high as Saint Joseph's ended a four-game losing streak. Lamarr Kimble added 16 points, Brendan Casper scored a career-high 10 points and Javon Baumann grabbed a career-high nine rebounds. With the Hawks trailing, 71-69, Newkirk scored on a drive and then put in the ensuing free throw to give SJU a 72-71 lead at 10.7 seconds. On Drexel's possession, Baumann blocked an attempt, and the Dragons had one more chance, inbound with two seconds to play, but Nick Robinson came up with a block to preserve the win. Trailing by 11 points early in the second half, SJU used a 16-3 run and scored eight straight with baskets from Newkirk, Baumann, Casper and Kimble, whose jumper at 9:51 gave Saint Joseph's its first lead of the game, 54-52. From there the teams would trade leads and force six ties, with Drexel's biggest lead being four points, 69-65, at 2:06. Newkirk took over from there, scoring the final 11 points and the defense held Drexel without a field goal, as SJU achieved its biggest come-from-behind win of the year. Drexel controlled the first half, running out to a 17-6 lead in the first five minutes. The Dragons connected on five three-pointers in the half while SJU managed just 2-of-9 from beyond the arc. Saint Joseph's got back in the game with an 8-0 run with six straight points from Casper.

Saint Joseph's 4-4

##	Player	tot-fg		3-pt		rebounds			tp	a	to	blk	s	min					
		fg	fga	fg	fga	of	de	tot											
02	BROWN, Charlie	f	2	8	1	3	2	3	0	1	1	2	7	2	1	0	0	30	
23	LODGE, Markell	f	1	3	0	0	1	3	2	0	2	3	3	0	0	0	0	12	
00	KIMBLE, Lamarr	g	5	15	2	6	4	4	0	4	4	2	16	1	4	0	1	38	
01	NEWKIRK, Shavar	g	10	16	0	3	7	10	3	4	7	2	27	4	1	1	0	39	
05	ROBINSON, Nick	g	1	8	0	4	0	2	0	1	1	2	2	0	1	1	0	15	
15	CLOVER, Chris	g	0	2	0	2	1	3	0	2	2	2	1	1	2	0	0	13	
20	CASPER, Brendan	g	3	4	0	0	4	0	4	0	4	5	10	2	0	0	2	23	
32	WILLIAMS, Jai	g	0	1	0	0	0	0	0	3	3	2	0	0	1	0	0	8	
34	BAUMANN, Javon	g	3	3	0	0	0	1	5	4	9	3	6	0	0	2	0	22	
TEAM																			
Totals.....		25	60	3	18	19	30	11	25	36	24	72	10	11	4	4	200		

TOTAL FG% 1st Half: 12-31 38.7%	2nd Half: 13-29 44.8%	Game: 41.7%	DEADBALL
3-Pt. FG% 1st Half: 2-9 22.2%	2nd Half: 1-9 11.1%	Game: 16.7%	REBOUNDS
F Throw % 1st Half: 8-12 66.7%	2nd Half: 11-18 61.1%	Game: 63.3%	8

Drexel 4-5

##	Player	tot-fg		3-pt		rebounds			tp	a	to	blk	s	min					
		fg	fga	fg	fga	of	de	tot											
05	WILLIAMS, Austin	f	0	1	0	0	1	2	0	5	5	2	1	2	1	1	0	23	
24	WILLIAMS, Rodney	f	9	17	0	1	11	16	3	7	10	4	29	2	5	1	0	36	
01	LEE, Kurk	g	6	16	3	8	1	3	1	3	4	2	16	6	1	0	0	38	
12	JONSSON, Kari	g	2	9	0	6	0	0	0	4	4	4	3	1	0	0	0	28	
15	MOJICA, Sammy	g	3	5	3	4	0	0	1	5	6	5	9	1	1	0	0	20	
04	GREEN, Sam	g	2	3	1	2	0	0	1	1	2	0	5	0	1	0	0	16	
11	MORAN, John	g	0	5	0	4	3	4	1	0	1	3	3	0	2	0	0	18	
23	BAH, Mohamed	g	0	0	0	0	0	0	0	2	1	0	0	0	2	0	0	5	
55	MYLES, Tyshawn	g	2	2	0	0	0	0	2	1	3	4	4	0	1	0	0	16	
TEAM																			
Totals.....		24	58	7	25	16	25	11	30	41	25	71	14	14	3	0	200		

TOTAL FG% 1st Half: 12-27 44.4%	2nd Half: 12-13 38.7%	Game: 41.4%	DEADBALL
3-Pt. FG% 1st Half: 5-12 41.7%	2nd Half: 2-13 15.4%	Game: 28.0%	REBOUNDS
F Throw % 1st Half: 9-16 56.3%	2nd Half: 7-9 77.8%	Game: 64.0%	4

Officials: Jeff Anderson, Steve McClunkins, Earl Walton  
Technical fouls: Saint Joseph's-TEAM. Drexel-Mojica, Sammy.  
Attendance: 1,252

Score by Periods	1st	2nd	Total
Saint Joseph's	34	38	72
Drexel	38	33	71

Game 9: December 14, 2016 - Jadwin Gym - Princeton, N.J.  
SIU 76 - Princeton 68

Lamarr Kimble scored 17 points, grabbed a career-high eight rebounds, and added nine assists as Saint Joseph's came back from a late deficit to beat Princeton, 76-68, at Jadwin Gym. Shavar Newkirk scored a game-high 19 points - including 10-of-11 from the line - and pulled in a career-high eight boards of his own, while Charlie Brown scored 12 points. Markell Lodge added eight points and nine rebounds. SJU led most of the way, pushing a five-point halftime lead to its high-water mark of 11 just a minute into the second half after back-to-back three-pointers by Kimble and Brown. SJU led by 10, 59-49, with 10:41 to play before Princeton clawed back into the game. Steven Cook scored five points in eight seconds to cut the lead in half, and a Tiger three tied the game at 59 at 8:38. After a pair of free throws by Brendan Casper, another three gave the Tigers their first lead of the night, 62-61, with over six minutes to play. Both teams went nearly three minutes without a point before a pair of free throws at 3:58 put the Tigers up by three. It was all Saint Joseph's from there, as consecutive buckets from Newkirk and Brown ended a seven-minute field goal drought and put the Hawks ahead for good at 65-64 with three minutes to go. Nick Robinson came through with his only four points of the night with under a minute to go before Kimble and Newkirk put the game away at the free throw line. The Hawks totalled 58 rebounds in the game - the most since they had 50 at St. Bonaventure on January 14, 2009.

Saint Joseph's 5-4

##	Player	tot-fg		3-pt		rebounds			tp	a	to	blk	s	min				
		fg	fga	fg	fga	of	de	tot										
02	BROWN, Charlie	f	5	12	2	5	0	0	0	7	7	3	12	0	1	1	32	
23	LODGE, Markell	f	4	6	0	0	0	0	4	5	9	3	8	0	0	3	0	20
00	KIMBLE, Lamarr	g	6	16	1	4	4	6	3	5	8	1	17	9	1	0	0	37
01	NEWKIRK, Shavar	g	4	16	1	6	10	11	2	6	8	1	19	0	1	0	4	37
05	ROBINSON, Nick	g	1	4	0	1	2	2	1	2	3	3	4	1	1	2	0	21
15	CLOVER, Chris	g	2															

2016-17 SAINT JOSEPH'S BASKETBALL • 16

13 GLADSON, Will	2	3	0	0	0	0	0	0	0	3	4	0	1	1	0	12
35 BRENNAN, Alec	3	4	2	3	0	0	1	1	2	0	8	0	0	0	0	13
TEAM							2	2	4							
Totals.....	22	62	10	31	14	23	7	27	34	19	68	16	5	4	5	200

TOTAL FG% 1st Half: 12-30 40.0%	2nd Half: 10-32 31.3%	Game: 35.5%	DEADBALL
3-Pt. FG% 1st Half: 6-16 37.5%	2nd Half: 4-15 26.7%	Game: 32.3%	REBOUNDS
F Throw % 1st Half: 8-13 61.5%	2nd Half: 6-10 60.0%	Game: 60.9%	3

Officials: Jeffrey Anderson, Earl Walton, Gary Prager  
 Technical fouls: Saint Joseph's-None. Princeton-None.  
 Attendance: 2,360

Score by Periods	1st	2nd	Total
Saint Joseph's	43	33	76
Princeton	38	30	68

Game 10: December 18, 2016 - Redbird Arena- Normal, Ill.  
 Illinois State 81 - SJU 72

Shavar Newkirk led the Hawks with 21 points, but Saint Joseph's fell to Illinois State, 81-72, at Redbird Arena. **Charlie Brown** reached double figures with 14 points, including 4-of-8 from three-point range. Trailing 41-27 at halftime, Saint Joseph's got back into the game with 13-4 run to cut the deficit to five. **Lamarr Kimble** scored seven of his nine points during the run, including a three-pointer to bring the deficit under double digits at 45-36 with 15:42 to go. Consecutive baskets by **Javon Baumann** and **Chris Clover** capped off a 7-0 stretch and made it a 45-40 game at 11:56. Illinois State hit a three, but **Brendan Casper** answered with one of his own to make it 48-43 with 11:13 remaining. That preceded a 9-2 stretch for the Redbirds over the next 2:30, and after the teams traded baskets, Newkirk hit shots on consecutive possessions to get it back to single digits at 59-51 with 7:18 to play. From there, the Hawks would get no closer than eight the rest of the way. SJU fell behind early, trailing 17-6 with 11:04 to go in the half. Brown and Kimble then combined for five in a row, but a 7-0 run extended the Redbirds' advantage to 24-11 at the 8:51 mark. SJU got within 28-20, but Illinois State used an 8-3 run over the next three minutes to push the lead to 36-23 with 1:49 to play. The Redbirds went into the break with their biggest lead of the half after a three-quarter-court buzzer beater. SJU shot just 36 percent from the floor in the first half and turned the ball over 12 times. The Hawks recovered in the second, shooting 46.7 percent on 14-of-30 from the floor and turning it over only twice.

Saint Joseph's 5-5

##	Player	fg	fga	3-pt	fg	fga	ft	fta	of	de	tot	pf	tp	a	to	blk	s	min
02	BROWN, Charlie	f	5	9	4	8	0	0	0	4	4	1	14	1	0	0	1	37
23	LODGE, Markell	f	1	1	0	0	0	0	0	0	3	2	0	0	0	1	0	15
00	KIMBLE, Lamarr	g	3	13	1	7	2	3	0	3	3	2	9	6	2	0	1	34
01	NEWKIRK, Shavar	g	5	13	1	4	10	11	4	3	7	1	21	4	7	0	0	35
05	ROBINSON, Nick	g	2	7	0	3	5	7	2	5	7	3	9	0	3	0	1	28
03	BOOTH, Michael	g	1	1	1	1	0	0	0	0	0	0	3	0	0	0	0	1
15	CLOVER, Chris	g	1	4	0	1	0	0	0	1	1	0	2	0	2	0	0	10
20	CASPER, Brendan	g	4	5	1	1	0	0	0	4	4	3	9	2	0	0	0	18
21	THOMPSON, Kyle	g	0	0	0	0	0	0	0	0	0	0	1	0	0	0	0	1
32	WILLIAMS, Jai	g	0	0	0	0	1	2	0	0	0	2	1	0	0	0	0	6
34	BAUMANN, Javon	g	1	2	0	0	0	0	2	1	3	1	2	0	0	1	0	15
TEAM									3	3								
Totals.....		23	55	8	25	18	23	11	21	32	16	72	14	14	2	3	200	

TOTAL FG% 1st Half: 9-25 36.0%	2nd Half: 14-30 46.7%	Game: 41.8%	DEADBALL
3-Pt. FG% 1st Half: 4-13 30.8%	2nd Half: 4-12 33.3%	Game: 32.0%	REBOUNDS
F Throw % 1st Half: 5-6 83.3%	2nd Half: 13-17 76.5%	Game: 78.3%	3

Illinois State 6-3

##	Player	fg	fga	3-pt	fg	fga	ft	fta	of	de	tot	pf	tp	a	to	blk	s	min
10	FAYNE, Phil	f	4	8	0	0	2	3	3	2	5	4	10	0	1	0	0	25
11	McINTOSH, MiKyle	f	6	14	0	0	2	2	0	6	6	3	14	3	2	0	0	30
23	HAWKINS, D	f	9	18	3	5	0	0	4	4	8	2	21	1	2	1	0	30
01	LEE, Paris	g	8	11	4	6	4	4	0	4	4	2	24	4	1	0	3	31
12	WILLS, Tony	g	3	6	1	4	0	0	1	2	3	4	7	2	1	1	0	29
02	CLAYTON, DJ	g	1	8	1	4	2	4	4	2	6	2	5	3	1	0	3	29
03	EVANS, Keyshawn	g	0	0	0	0	0	0	0	0	0	1	0	1	0	0	1	2
05	HEIN, Matt	g	0	0	0	0	0	0	0	0	0	0	0	0	0	0	0	1
15	WASHINGTON, Andre	g	0	0	0	0	0	0	0	0	0	1	0	0	0	0	0	2
25	WILLIAMS, Madison	g	0	1	0	1	0	0	0	2	2	2	0	0	3	0	3	20
31	THOMPSON, Javaka	g	0	0	0	0	0	0	0	0	0	0	0	0	0	0	0	1
TEAM									2	1	3							
Totals.....		31	66	9	20	10	13	14	23	37	21	81	14	10	3	10	200	

TOTAL FG% 1st Half: 17-34 50.0%	2nd Half: 14-32 43.8%	Game: 47.0%	DEADBALL
3-Pt. FG% 1st Half: 6-11 54.5%	2nd Half: 3-9 33.3%	Game: 45.0%	REBOUNDS
F Throw % 1st Half: 1-2 50.0%	2nd Half: 9-11 81.8%	Game: 76.9%	3

Officials: Gerry Pollard, Bret Smith, Randy Heimerman  
 Technical fouls: Saint Joseph's-None. Illinois State-None.  
 Attendance: 3,924

Score by Periods	1st	2nd	Total
Saint Joseph's	27	45	72
Illinois State	41	40	81

Game 11: December 22, 2016 - Hagan Arena  
 SJU 92 - Lafayette 63

Shavar Newkirk scored 24 points and **Lamarr Kimble** had 22 to lead Saint Joseph's to a 92-63 win over Lafayette. **Charlie Brown** had 13 points and eight rebounds, **Chris Clover** scored 10 off the bench and **Nick Robinson** had eight rebounds. Newkirk got the Hawks going, scoring 10 points in the first five minutes of the game, as SJU jumped out to a quick 15-2 lead. Leading 18-10, Saint Joseph's went on a 10-2 run, with the last four from Robinson, to take a 28-12 lead. Newkirk hit a three pointer at 4:49 to give him 17 of the Hawks' 35 points, as SJU took its biggest lead of the game, 35-18. Saint Joseph's shot 50 percent in the half and held a 45-29 lead at the intermission, despite Lafayette converting 7-of-16 from three-point range. It was more of the same in the second half as the Hawks built their lead to 20, 49-29, in the first minute. Lafayette would come no closer than 57-41 the rest of the way, while Saint Joseph's took its biggest lead, 90-60, on a pair of free throws by Brown with 4:01 to play.

Lafayette 4-7

##	Player	fg	fga	3-pt	fg	fga	ft	fta	of	de	tot	pf	tp	a	to	blk	s	min
13	Klinewski, Matt	f	4	9	0	0	2	4	2	5	7	4	10	0	5	0	1	20
33	Zalys, Paulius	f	3	11	2	8	1	1	0	4	4	2	9	2	4	0	0	20
04	Stafford, Eric	g	1	1	1	1	0	0	0	2	2	2	3	1	2	0	0	20
05	Janacek, Hunter	g	3	10	3	10	0	0	0	2	2	2	9	0	1	0	1	25
11	Lindner, Nick	g	5	7	3	5	1	2	0	2	2	0	14	3	3	0	0	29
10	Panzini, Jimmy	g	0	0	0	0	0	0	0	0	0	0	0	0	0	0	0	1
12	Evans, Auston	g	2	4	1	1	0	0	0	0	0	1	5	0	1	0	0	16
23	Jarrett, Lukas	g	0	1	0	1	0	0	0	1	1	0	2	1	2	0	0	21
24	Stout, Kyle	g	3	10	3	10	0	0	0	5	5	3	9	4	3	0	0	28
54	Cherry, Myles	g	2	4	0	0	0	2	1	1	2	4	4	2	0	2	0	20
TEAM										3	3							
Totals.....		23	57	13	36	4	9	3	25	28	18	63	14	20	4	2	200	

TOTAL FG% 1st Half: 11-25 44.0%	2nd Half: 12-32 37.5%	Game: 40.4%	DEADBALL
3-Pt. FG% 1st Half: 7-16 43.8%	2nd Half: 6-20 30.0%	Game: 36.1%	REBOUNDS
F Throw % 1st Half: 0-0 0.0%	2nd Half: 4-9 44.4%	Game: 44.4%	5

Saint Joseph's 6-5

##	Player	fg	fga	3-pt	fg	fga	ft	fta	of	de	tot	pf	tp	a	to	blk	s	min
02	BROWN, Charlie	f	5	11	1	6	2	2	2	6	8	2	13	3	1	0	1	31
05	ROBINSON, Nick	f	3	5	0	1	2	4	4	8	3	7	3	1	1	0	0	21
23	LODGE, Markell	f	2	2	0	0	1	3	1	3	4	0	5	0	0	1	0	21
00	KIMBLE, Lamarr	g	9	17	1	3	3	5	1	3	4	1	22	2	6	0	3	29
01	NEWKIRK, Shavar	g	8	13	4	6	4	4	0	4	4	0	24	4	1	0	2	30
03	BOOTH, Michael	g	2	0	1	0	0	0	1	2	0	0	0	0	0	0	0	3
10	BLOUNT, Gerald	g	0	0	0	0	0	0	0	0	0	0	1	0	0	0	0	1
11	FREEMAN, Toliver	g	0	1	0	1	0	0	0	0	0	0	0	0	0	0	0	1
13	VEGA, Christian	g	0	1	0	0	0	0	0	1	1	0	0	0	0	0	0	2
15	CLOVER, Chris	g	4	6	0	0	2	3	0	0	0	4	10	1	0	1	0	19
20	CASPER, Brendan	g	2	5	0	2	1	1	2	4	6	3	5	1	1	0	0	27
21	THOMPSON, Kyle	g	0	0	0	0	0	2	0	1	1	0	0	0	0	0	0	4
32	WILLIAMS, Jai	g	2	3	0	0	0	0	1	2	2	4	0	0	0	0	0	8
34	BAUMANN, Javon	g	0	1	0	0	1	2	0	2	2	1	1	0	0	0	0	10
TEAM									2	2								
Totals.....		35	67	6	19	16	26	12	32	44	16	92	13	12	2	10	200	

TOTAL FG% 1st Half: 18-36 50.0%	2nd Half: 17-31 54.8%	Game: 52.2%	DEADBALL
3-Pt. FG% 1st Half: 3-11 27.3%	2nd Half: 3-8 37.5%	Game: 31.6%	REBOUNDS
F Throw % 1st Half: 6-9 66.7%	2nd Half: 10-17 58.8%	Game: 61.5%	4

Officials: Sean Hull, Rick Crawford, Trey Styons  
 Technical fouls: Lafayette-None. Saint Joseph's-None.  
 Attendance: 3,411

Score by Periods	1st	2nd	Total
Lafayette	29	34	63
Saint Joseph's	45	47	92

Game 12: December 30, 2016 - Hagan Arena  
 SJU



2016-17 SAINT JOSEPH'S BASKETBALL • 17

the win, and despite shooting 51.6 percent from the field in the second half, made just 3-for-11 from the foul line to finish 9-for-19 for the game.

George Washington 8-6 (0-1 A-10)

##	Player	tot-fg		3-pt		rebounds					tp	a	to	blk	s	min		
		fg	fga	fg	fga	ft	fta	of	de	tot							pf	
34	CAVANAUGH, Tyler	f	4	20	1	4	1	1	4	9	13	4	10	2	4	0	0	37
15	SMITH, Collin	c	3	8	2	2	4	4	7	4	11	3	12	2	0	1	1	31
12	WATANABE, Yuta	g	2	8	1	3	0	0	1	5	6	2	5	1	1	2	0	26
14	ROLAND, Jordan	g	4	11	2	7	0	0	0	2	2	4	10	4	1	0	0	27
23	SINA, Jaren	g	5	10	5	8	0	0	1	1	2	1	15	3	2	0	1	32
03	BOLDEN, Jair	g	1	2	1	2	0	0	0	1	1	0	3	2	1	0	1	8
11	TORO, Arnaldo	g	1	1	0	0	2	2	0	6	6	1	4	4	1	0	0	23
30	HART, Matt	g	1	2	0	0	0	0	1	0	1	1	2	0	0	0	0	10
40	MARFO, Kevin	g	1	2	0	0	0	0	1	2	3	2	2	0	0	0	0	6
TEAM									3	1	4							
Totals.....			22	64	12	26	7	7	18	31	49	18	63	18	11	3	3	200

TOTAL FG% 1st Half: 12-29 41.4%      2nd Half: 10-35 28.6%      Game: 34.4%      DEADBALL REBOUNDS  
 3-Pt. FG% 1st Half: 6-12 50.0%      2nd Half: 6-14 42.9%      Game: 46.2%  
 F Throw % 1st Half: 5-5 100%      2nd Half: 2-2 100%      Game: 100%      1

Saint Joseph's 7-5 (1-0 A-10)

##	Player	tot-fg		3-pt		rebounds					tp	a	to	blk	s	min		
		fg	fga	fg	fga	ft	fta	of	de	tot							pf	
02	BROWN, Charlie	f	6	9	1	2	0	0	1	3	4	1	13	2	0	1	1	28
05	ROBINSON, Nick	f	3	6	1	2	1	4	0	2	2	1	8	0	1	0	1	27
23	LODGE, Markell	f	1	2	0	0	0	0	4	2	6	0	2	0	0	3	0	24
00	KIMBLE, Lamarr	g	5	16	1	4	2	5	0	1	1	0	13	5	0	0	1	38
01	NEWKIRK, Shavar	g	2	6	0	2	6	6	0	1	1	0	10	2	1	0	3	18
15	CLOVER, Chris	g	3	4	1	2	0	0	0	1	1	0	7	0	1	0	0	13
20	CASPER, Brendan	g	1	1	0	0	0	1	0	1	1	2	2	1	0	0	0	11
25	DEMERY, James	g	4	10	1	2	0	1	0	4	4	2	9	4	0	1	1	25
34	BAUMANN, Javon	g	2	4	0	0	0	2	2	3	5	3	4	0	0	2	0	16
TEAM									1	3	4							
Totals.....			27	58	5	14	9	19	8	21	29	9	68	14	3	7	7	200

TOTAL FG% 1st Half: 11-27 40.7%      2nd Half: 16-31 51.6%      Game: 46.6%      DEADBALL REBOUNDS  
 3-Pt. FG% 1st Half: 1-4 25.0%      2nd Half: 4-10 40.0%      Game: 35.7%  
 F Throw % 1st Half: 6-8 75.0%      2nd Half: 3-11 27.3%      Game: 47.4%      4

Officials: Roger Ayers, Ron Groover, Lee Cassell  
 Technical fouls: George Washington-None. Saint Joseph's-None.  
 Attendance: 4,200

Score by Periods	1st	2nd	Total
George Washington	35	28	63
Saint Joseph's	29	39	68

Game 13: January 3, 2017 - Ryan Center - Kingston, R.I.  
 Rhode Island 88 - SJU 58

Rhode Island made 16 three-point field goals as the Rams defeated Saint Joseph's, 88-58, at the Ryan Center. The contest was the first for SJU without leading scorer **Shavar Newkirk**, who suffered a season-ending knee injury in the win over GW. **James Demery**, who returned last week after a 10-game absence because of injury, led the Hawks with 17 points and eight rebounds. **Charlie Brown** scored 11 points and **Markell Lodge** notched his first game in double figures with 10 points. Rhode Island led in the early going, 16-9, but the Hawks went on a 7-0 run, tying the game on a dunk from **Javon Baumann** at 9:50. SJU took a brief 18-17 lead after a pair of free throws by **Chris Clover**, but it would be all Rhode Island the rest of the half, and the game. The Rams outscored Saint Joseph's, 29-8, over the final eight minutes of the period, raining down eight three pointers in that span, taking a 46-26 lead at the break. URI went 9-for-17 from three-point range in the first half, while SJU managed just 1-of-4 from beyond the arc. Saint Joseph's came within 18 points at the start of the second half, but that would be the smallest margin the rest of the way. The Rams kept it going, increasing its lead to 66-39 at 11:13. SJU made just 25 percent from three-point range (2-for-8) and hit 12-of-25 from the foul line while committing a season-high 17 turnovers.

Saint Joseph's 7-6 (1-1 A-10)

##	Player	tot-fg		3-pt		rebounds					tp	a	to	blk	s	min		
		fg	fga	fg	fga	ft	fta	of	de	tot							pf	
02	BROWN, Charlie	f	4	7	2	2	1	1	1	2	3	1	11	1	2	1	1	35
23	LODGE, Markell	f	5	7	0	0	0	0	1	1	2	2	10	0	1	0	0	19
00	KIMBLE, Lamarr	g	3	10	0	1	2	7	0	3	3	1	8	4	6	0	1	36
05	ROBINSON, Nick	g	0	2	0	0	1	6	1	3	4	1	2	4	1	0	0	26
15	CLOVER, Chris	g	1	5	0	2	2	2	1	2	3	3	4	0	1	0	0	24
03	BOOTH, Michael	g	0	0	0	0	0	0	0	1	1	0	0	0	1	0	0	2
10	BLOUNT, Gerald	g	0	0	0	0	0	0	0	0	0	0	0	0	1	0	0	2
20	CASPER, Brendan	g	0	2	0	1	2	3	0	2	2	1	2	1	0	0	1	10
21	THOMPSON, Kyle	g	0	1	0	0	0	0	1	0	1	0	0	0	0	0	0	2
25	DEMERY, James	g	7	13	0	2	3	4	1	7	8	3	17	1	1	1	0	24
32	WILLIAMS, Jai	g	1	1	0	0	0	0	0	1	1	2	2	0	0	0	0	9
34	BAUMANN, Javon	g	1	3	0	0	1	2	4	2	6	1	3	0	0	2	0	11
TEAM									1	4	5							
Totals.....			22	51	2	8	12	25	11	28	39	15	58	9	17	5	3	200

TOTAL FG% 1st Half: 9-22 40.9%      2nd Half: 13-29 44.8%      Game: 43.1%      DEADBALL REBOUNDS  
 3-Pt. FG% 1st Half: 1-4 25.0%      2nd Half: 1-4 25.0%      Game: 25.0%  
 F Throw % 1st Half: 7-17 41.2%      2nd Half: 5-8 62.5%      Game: 48.0%      5

Rhode Island 10-4 (2-0 A-10)

##	Player	tot-fg		3-pt		rebounds					tp	a	to	blk	s	min		
		fg	fga	fg	fga	ft	fta	of	de	tot							pf	
12	MARTIN, Hassan	f	3	6	0	0	4	6	1	4	5	3	10	0	0	4	0	20
23	IVERSON, Kuran	f	4	8	2	4	1	2	0	2	2	3	11	1	1	0	1	15
00	MATTHEWS, E.C.	g	7	12	5	8	1	2	0	4	4	1	20	5	2	0	2	27

01	GARRETT, Jarvis	g	1	5	1	3	1	2	0	2	2	2	4	7	1	0	1	27
32	TERRELL, Jared	g	9	12	5	6	1	2	1	1	2	3	24	5	0	0	2	29
05	LEVITON, Will	g	0	2	0	1	0	0	0	1	1	0	0	0	0	0	0	2
10	LANGVINE, Cyril	g	1	3	0	0	0	2	3	7	10	4	2	1	1	0	2	16
11	DOWTIN, Jeff	g	1	2	1	2	0	2	0	0	0	0	3	1	0	0	1	16
13	ROBINSON, Stanford	g	1	6	1	3	2	2	0	1	1	2	5	0	0	0	2	17
15	DADIK, Eric	g	0	0	0	0	0	0	0	0	0	0	0	0	1	0	0	2
21	LAYSSARD, Mike	g	0	1	0	1	0	0	0	0	0	0	0	0	0	0	0	2
34	BERRY, Andre	g	2	2	0	0	0	0	1	0	1	0	4	0	0	0	0	6
45	AKELE, Nicola	g	2	3	1	2	0	0	1	2	3	0	5	2	0	1	0	21
TEAM												3	5					
Totals.....			31	62	16	30	10	20	10	26	36	18	88	22	7	5	13	200

TOTAL FG% 1st Half: 16-36 44.4%      2nd Half: 15-26 57.7%      Game: 50.0%      DEADBALL REBOUNDS  
 3-Pt. FG% 1st Half: 9-17 52.9%      2nd Half: 7-13 53.8%      Game: 53.3%  
 F Throw % 1st Half: 5-10 50.0%      2nd Half: 5-10 50.0%      Game: 50.0%      3

Officials: Mike Stephens, Don Daily, Joe Lindsay  
 Technical fouls: Saint Joseph's-None. Rhode Island-None.  
 Attendance: 3,880

Score by Periods	1st	2nd	Total
Saint Joseph's	26	32	58
Rhode Island	46	42	88



**Saint Joseph's Basketball**  
**Saint Joseph's Combined Team Statistics (as of Jan 03, 2017)**  
**All games**



Overall record: 7-6 Conf: 1-1 Home: 4-1 Away: 2-3 Neutral: 1-2

#	Player	gp-gs	min	avg	Total		3-Point		F-Throw		Rebounds				pf	dq	a	to	blk	stl	pts	avg
					fg-fga	fg%	3fg-fga	3fg%	ft-fa	ft%	off	def	tot	avg								
01	NEWKIRK, Shavar	12-12	404	33.7	76-163	.466	19-48	.396	72-85	.847	20	37	57	4.8	20	0	42	26	2	15	243	20.3
00	KIMBLE, Lamarr	13-13	464	35.7	68-188	.362	18-62	.290	32-55	.582	11	41	52	4.0	14	0	58	34	2	10	186	14.3
25	DEMERY, James	3-1	81	27.0	16-37	.432	1-6	.167	4-7	.571	3	17	20	6.7	7	0	5	5	3	2	37	12.3
02	BROWN, Charlie	13-13	401	30.8	51-120	.425	26-60	.433	15-18	.833	10	53	63	4.8	27	0	15	10	7	13	143	11.0
05	ROBINSON, Nick	13-12	291	22.4	24-69	.348	7-24	.292	18-37	.486	13	39	52	4.0	29	0	18	24	6	6	73	5.6
23	LODGE, Markell	13-13	238	18.3	29-43	.674	0-0	.000	7-18	.389	25	29	54	4.2	23	0	1	6	15	1	65	5.0
15	CLOVER, Chris	13-1	193	14.8	23-62	.371	4-21	.190	6-10	.600	6	16	22	1.7	22	0	2	18	0	8	56	4.3
20	CASPER, Brendan	13-0	214	16.5	19-42	.452	2-11	.182	15-19	.789	8	32	40	3.1	32	1	9	9	0	11	55	4.2
34	BAUMANN, Javon	13-0	198	15.2	18-31	.581	0-0	.000	7-22	.318	30	29	59	4.5	24	0	1	3	11	2	43	3.3
32	WILLIAMS, Jai	10-0	77	7.7	8-11	.727	0-0	.000	7-11	.636	4	7	11	1.1	14	0	0	3	0	0	23	2.3
10	BLOUNT, Gerald	4-0	10	2.5	0-1	.000	0-0	.000	3-4	.750	2	0	2	0.5	0	0	0	1	0	1	3	0.8
03	BOOTH, Michael	5-0	9	1.8	1-4	.250	1-2	.500	0-0	.000	1	2	3	0.6	0	0	0	1	0	0	3	0.6
21	THOMPSON, Kyle	5-0	11	2.2	0-2	.000	0-0	.000	1-4	.250	1	1	2	0.4	0	0	1	1	0	0	1	0.2
11	FREEMAN, Toliver	1-0	1	1.0	0-1	.000	0-1	.000	0-0	.000	0	0	0	0.0	0	0	0	0	0	0	0	0.0
13	VEGA, Christian	3-0	4	1.3	0-2	.000	0-1	.000	0-0	.000	0	1	1	0.3	1	0	0	0	0	0	0	0.0
22	EDWARDS, Lorenzo	1-0	4	4.0	0-1	.000	0-1	.000	0-0	.000	1	0	1	1.0	0	0	0	1	0	1	0	0.0
Team											15	29	44		1		3					
Total.....		13	2600		333-777	.429	78-237	.329	187-290	.645	150	333	483	37.2	214	1	152	145	46	70	931	71.6
Opponents.....		13	2600		337-775	.435	139-352	.395	139-201	.692	126	349	475	36.5	254	-	206	162	40	65	952	73.2

TEAM STATISTICS	SJU	OPP	Date	Opponent	Score	Att.
SCORING	931	952	11/12/16	TOLEDO	w 77-76	4200
Points per game	71.6	73.2	11/14/16	COLUMBIA	w 85-65	3543
Scoring margin	-1.6	-	11/18/16	vs Loyola	w 71-57	512
FIELD GOALS-ATT	333-777	337-775	11/20/16	vs Ole Miss	L 68-81	2755
Field goal pct	.429	.435	11/21/16	vs NC State	L 63-73	2699
3 POINT FG-ATT	78-237	139-352	11/30/16	TEMPLE	L 72-78	4200
3-point FG pct	.329	.395	12/03/16	at Villanova	L 57-88	6500
3-pt FG made per game	6.0	10.7	12/11/16	at Drexel	w 72-71	1252
FREE THROWS-ATT	187-290	139-201	12/14/16	at Princeton	w 76-68	2360
Free throw pct	.645	.692	12/18/16	at Illinois State	L 72-81	3924
F-Throws made per game	14.4	10.7	12/22/16	LAFAYETTE	w 92-63	3411
REBOUNDS	483	475	* 12/30/16	GEORGE WASHINGTON	w 68-63	4200
Rebounds per game	37.2	36.5	* 01/03/17	at Rhode Island	L 58-88	3880
Rebounding margin	+0.6	-				
ASSISTS	152	206				
Assists per game	11.7	15.8				
TURNOVERS	145	162				
Turnovers per game	11.2	12.5				
Turnover margin	+1.3	-				
Assist/turnover ratio	1.0	1.3				
STEALS	70	65				
Steals per game	5.4	5.0				
BLOCKS	46	40				
Blocks per game	3.5	3.1				
ATTENDANCE	19554	23882				
Home games-Avg/Game	5-3911	5-3583				
Neutral site-Avg/Game	-	3-1989				

Score by Periods	1st	2nd	Totals
Saint Joseph's	458	473	931
Opponents	474	478	952



**Saint Joseph's Basketball**  
**Saint Joseph's Season Box Score (as of Jan 03, 2017)**  
**Conference games**



<b>RECORD:</b>	<b>OVERALL</b>	<b>HOME</b>	<b>AWAY</b>	<b>NEUTRAL</b>
ALL GAMES	1-1	1-0	0-1	0-0
CONFERENCE	1-1	1-0	0-1	0-0
NON-CONFERENCE	0-0	0-0	0-0	0-0

##	Player	gp-gs	min	avg	Total		3-Point		F-Throw		Rebounds				pf	dq	a	to	blk	stl	pts	avg
					fg-fga	fg%	3fg-fga	3fg%	ft-fa	ft%	off	def	tot	avg								
25	DEMERY, James	2-0	49	24.5	11-23	.478	1-4	.250	3-5	.600	1	11	12	6.0	5	0	5	1	2	1	26	13.0
02	BROWN, Charlie	2-2	63	31.5	10-16	.625	3-4	.750	1-1	1.000	2	5	7	3.5	2	0	3	2	2	2	24	12.0
00	KIMBLE, Lamarr	2-2	74	37.0	8-26	.308	1-5	.200	4-12	.333	0	4	4	2.0	1	0	9	6	0	2	21	10.5
01	NEWKIRK, Shavar	1-1	18	18.0	2-6	.333	0-2	.000	6-6	1.000	0	1	1	1.0	0	0	2	1	0	3	10	10.0
23	LODGE, Markell	2-2	43	21.5	6-9	.667	0-0	.000	0-0	.000	5	3	8	4.0	2	0	0	1	3	0	12	6.0
15	CLOVER, Chris	2-1	37	18.5	4-9	.444	1-4	.250	2-2	1.000	1	3	4	2.0	3	0	0	2	0	0	11	5.5
05	ROBINSON, Nick	2-2	53	26.5	3-8	.375	1-2	.500	2-10	.200	1	5	6	3.0	2	0	2	5	1	1	9	4.5
34	BAUMANN, Javon	2-0	27	13.5	3-7	.429	0-0	.000	1-4	.250	6	5	11	5.5	4	0	0	0	4	0	7	3.5
20	CASPER, Brendan	2-0	21	10.5	1-3	.333	0-1	.000	2-4	.500	0	3	3	1.5	3	0	2	0	0	1	4	2.0
32	WILLIAMS, Jai	1-0	9	9.0	1-1	1.000	0-0	.000	0-0	.000	0	1	1	1.0	2	0	0	0	0	0	2	2.0
03	BOOTH, Michael	1-0	2	2.0	0-0	.000	0-0	.000	0-0	.000	0	1	1	1.0	0	0	0	1	0	0	0	0.0
10	BLOUNT, Gerald	1-0	2	2.0	0-0	.000	0-0	.000	0-0	.000	0	0	0	0.0	0	0	0	1	0	0	0	0.0
21	THOMPSON, Kyle	1-0	2	2.0	0-1	.000	0-0	.000	0-0	.000	1	0	1	1.0	0	0	0	0	0	0	0	0.0
Team											2	7	9									
Total.....		2	400		49-109	.450	7-22	.318	21-44	.477	19	49	68	34.0	24	0	23	20	12	10	126	63.0
Opponents.....		2	400		53-126	.421	28-56	.500	17-27	.630	28	57	85	42.5	36	-	40	18	8	16	151	75.5

Score by Periods	1st	2nd	Totals
Saint Joseph's	55	71	126
Opponents	81	70	151



**Saint Joseph's Basketball**  
**Saint Joseph's Team Game-by-Game (as of Jan 03, 2017)**  
**All games**



TEAM STATISTICS

Opponent	Date	Score		Total		3-Pointers		Free throws		Rebounds				pf	a	t/o	blk	stl	pts	avg
				fg-fga	pct	3fg-fga	pct	ft-fa	pct	off	def	tot	avg							
TOLEDO	11/12/16	77-76	W	27-60	.450	6-14	.429	17-28	.607	9	23	32	32.0	20	9	13	5	5	77	77.0
COLUMBIA	11/14/16	85-65	W	32-58	.552	7-23	.304	14-21	.667	9	26	35	33.5	15	16	8	5	7	85	81.0
vs Loyola	11/18/16	71-57	W	21-51	.412	7-17	.412	22-29	.759	8	24	32	33.0	16	6	15	1	7	71	77.7
vs Ole Miss	11/20/16	68-81	L	25-55	.455	8-22	.364	10-22	.455	7	26	33	33.0	19	14	13	0	8	68	75.2
vs NC State	11/21/16	63-73	L	24-73	.329	5-22	.227	10-12	.833	22	21	43	35.0	17	9	8	4	6	63	72.8
TEMPLE	11/30/16	72-78	L	25-60	.417	12-23	.522	10-16	.625	11	25	36	35.2	14	17	9	5	3	72	72.7
at Villanova	12/03/16	57-88	L	21-62	.339	5-15	.333	10-13	.769	12	22	34	35.0	12	10	12	0	2	57	70.4
at Drexel	12/11/16	72-71	W	25-60	.417	3-18	.167	19-30	.633	11	25	36	35.1	24	10	11	4	4	72	70.6
at Princeton	12/14/16	76-68	W	26-67	.388	4-17	.235	20-26	.769	19	39	58	37.7	21	11	10	6	5	76	71.2
at Illinois State	12/18/16	72-81	L	23-55	.418	8-25	.320	18-23	.783	11	21	32	37.1	16	14	14	2	3	72	71.3
LAFAYETTE	12/22/16	92-63	W	35-67	.522	6-19	.316	16-26	.615	12	32	44	37.7	16	13	12	2	10	92	73.2
GEORGE WASHINGTON	12/30/16	68-63	W	27-58	.466	5-14	.357	9-19	.474	8	21	29	37.0	9	14	3	7	7	68	72.8
at Rhode Island	01/03/17	58-88	L	22-51	.431	2-8	.250	12-25	.480	11	28	39	37.2	15	9	17	5	3	58	71.6
Saint Joseph's		931		333-777	.429	78-237	.329	187-290	.645	150	333	483	37.2	214	152	145	46	70	931	71.6
Opponents		952		337-775	.435	139-352	.395	139-201	.692	126	349	475	36.5	254	206	162	40	65	952	73.2

Games played: 13  
Points/game: 71.6  
FG Pct: 42.9  
3FG Pct: 32.9  
FT Pct: 64.5

Rebounds/game: 37.2  
Assists/game: 11.7  
Turnovers/game: 11.2  
Assist/turnover ratio: 1.0  
Steals/game: 5.4  
Blocks/game: 3.5



**Saint Joseph's Basketball**  
**Saint Joseph's Points-Rebounds-Assists (as of Jan 03, 2017)**  
**All games**



Opponent	Date	Score		00	01	02	03	05	10	11
				KIMBLE,LAM	NEWKIRK,SH	BROWN,CHAR	BOOTH,MICH	ROBINSON,N	BLOUNT,GER	FREEMAN,TO
TOLEDO	11/12/16	77-76	w	16-2-3	28-7-3	5-4-2	DNP	7-3-0	DNP	DNP
COLUMBIA	11/14/16	85-65	w	19-3-8	17-3-4	15-5-1	0-0-0	5-5-3	2-1-0	DNP
vs Loyola	11/18/16	71-57	w	26-3-1	20-2-1	9-6-1	DNP	3-5-3	DNP	DNP
vs Ole Miss	11/20/16	68-81	L	10-7-4	21-3-6	13-4-0	DNP	4-5-3	DNP	DNP
vs NC State	11/21/16	63-73	L	3-4-2	23-6-5	14-5-1	DNP	5-5-0	DNP	DNP
TEMPLE	11/30/16	72-78	L	12-6-9	22-7-5	9-7-1	DNP	11-3-2	DNP	DNP
at Villanova	12/03/16	57-88	L	15-4-4	11-2-4	8-5-0	0-0-0	7-1-1	0-1-0	DNP
at Drexel	12/11/16	72-71	w	16-4-1	27-7-4	7-1-2	DNP	2-1-0	DNP	DNP
at Princeton	12/14/16	76-68	w	17-8-9	19-8-0	12-7-0	DNP	4-3-1	DNP	DNP
at Illinois State	12/18/16	72-81	L	9-3-6	21-7-4	14-4-1	3-0-0	9-7-0	DNP	DNP
LAFAYETTE	12/22/16	92-63	w	22-4-2	24-4-4	13-8-3	0-2-0	7-8-3	1-0-0	0-0-0
GEORGE WASHINGTON	12/30/16	68-63	w	13-1-5	10-1-2	13-4-2	DNP	8-2-0	DNP	DNP
at Rhode Island	01/03/17	58-88	L	8-3-4	DNP	11-3-1	0-1-0	1-4-2	0-0-0	DNP

Opponent	Date	Score		13	15	20	21	22	23	25
				VEGA,CHRIS	CLOVER,CHR	CASPER,BRE	THOMPSON,K	EDWARDS,LO	LODGE,MARK	DEMERY,JAM
TOLEDO	11/12/16	77-76	w	DNP	0-0-0	0-0-0	DNP	DNP	4-1-1	11-8-0
COLUMBIA	11/14/16	85-65	w	0-0-0	11-2-0	7-2-0	1-0-0	0-1-0	1-3-0	DNP
vs Loyola	11/18/16	71-57	w	DNP	0-3-0	6-3-0	DNP	DNP	3-4-0	DNP
vs Ole Miss	11/20/16	68-81	L	DNP	8-0-0	0-2-1	DNP	DNP	8-2-0	DNP
vs NC State	11/21/16	63-73	L	DNP	2-5-0	2-5-0	DNP	DNP	4-6-0	DNP
TEMPLE	11/30/16	72-78	L	DNP	2-1-0	2-2-0	DNP	DNP	9-5-0	DNP
at Villanova	12/03/16	57-88	L	0-0-0	5-3-1	2-2-0	0-0-0	DNP	6-10-0	DNP
at Drexel	12/11/16	72-71	w	DNP	1-2-1	10-4-2	DNP	DNP	3-2-0	DNP
at Princeton	12/14/16	76-68	w	DNP	4-1-0	8-7-1	DNP	DNP	8-9-0	DNP
at Illinois State	12/18/16	72-81	L	DNP	2-1-0	9-4-2	0-0-1	DNP	2-0-0	DNP
LAFAYETTE	12/22/16	92-63	w	0-1-0	10-0-0	5-6-1	0-1-0	DNP	5-4-0	DNP
GEORGE WASHINGTON	12/30/16	68-63	w	DNP	7-1-0	2-1-1	DNP	DNP	2-6-0	9-4-4
at Rhode Island	01/03/17	58-88	L	DNP	4-3-0	2-2-1	0-1-0	DNP	10-2-0	17-8-1



Saint Joseph's Basketball  
Saint Joseph's Points-Rebounds-Assists (as of Jan 03, 2017)  
All games



Opponent	Date	Score		32	34
				WILLIAMS,J	BAUMANN,JA
TOLEDO	11/12/16	77-76	w	3-0-0	3-5-0
COLUMBIA	11/14/16	85-65	w	3-1-0	4-6-0
vs Loyola	11/18/16	71-57	w	DNP	4-3-0
vs Ole Miss	11/20/16	68-81	L	0-1-0	4-5-0
vs NC State	11/21/16	63-73	L	6-2-0	4-4-1
TEMPLE	11/30/16	72-78	L	DNP	5-4-0
at Villanova	12/03/16	57-88	L	2-0-0	1-0-0
at Drexel	12/11/16	72-71	w	0-3-0	6-9-0
at Princeton	12/14/16	76-68	w	2-1-0	2-7-0
at Illinois State	12/18/16	72-81	L	1-0-0	2-3-0
LAFAYETTE	12/22/16	92-63	w	4-2-0	1-2-0
GEORGE WASHINGTON	12/30/16	68-63	w	DNP	4-5-0
at Rhode Island	01/03/17	58-88	L	2-1-0	3-6-0



## JAVON BAUMANN

Grad. Student • Forward • 6-8 • 255  
Solms-Oberbiel, Germany  
Theodor-Heus School

Overall Stats: 3.3 ppg, 4.5 rpg, 0.9 bpg  
Atlantic 10 Stats: 3.5 ppg, 5.5 rpg, 2.0 bpg

34

### 2016-17:

- Pulled down 7 rebounds at Princeton
- Posted career-high 9 rebounds and season-high 6 points at Drexel
- Pulled down 5 rebounds vs. Ole Miss
- Recorded 6 rebounds and added 2 blocks vs. Columbia
- Pulled down 5 rebounds vs. Toledo
- Chosen as team tri-captain


### High School/Personal:

- Played for the Licher Baeren team in Germany's Pro-B League
- Member of SJU Athletic Director's and A-10 Commissioner's Honor Rolls for Spring 2016
- Graduated with food marketing degree in December 2015
- Currently attending graduate school and pursuing an MBA in international business

### 2016-17 Game-by-Game

OPPONENT	MIN	FG-A	3PT-A	FT-A	OR	DR	TR	F	A	TO	BL	S	PT
Toledo	15	1-3	0-0	1-3	3	2	5	3	0	1	0	0	3
Columbia	16	2-2	0-0	0-1	1	5	6	1	0	0	2	0	4
Loyola-Chicago	25	1-2	0-0	2-5	3	0	3	1	0	0	0	1	4
Ole Miss	11	2-2	0-0	0-0	2	3	5	3	0	1	0	0	4
NC State	18	2-3	0-0	0-0	2	2	4	1	1	0	1	1	4
Temple	15	2-3	0-0	1-2	2	2	4	1	0	0	1	0	5
Villanova	11	0-0	0-0	1-2	0	0	0	2	0	1	0	0	1
Drexel	22	3-3	0-0	0-1	5	4	9	3	0	0	2	0	6
Princeton	13	1-3	0-0	0-2	4	3	7	3	0	0	0	0	2
Illinois State	15	1-2	0-0	0-0	2	1	3	1	0	0	1	0	2
Lafayette	10	0-1	0-0	1-2	0	2	2	1	0	0	0	0	1
George Washington	16	2-4	0-0	0-2	2	3	5	3	0	0	2	0	4
Rhode Island	11	1-3	0-0	1-2	4	2	6	1	0	0	2	0	3
Fordham													
George Mason													
Richmond													
Massachusetts													
Penn													
St. Bonaventure													
La Salle													
Davidson													
Fordham													
Dayton													
Massachusetts													
VCU													
La Salle													
St. Bonaventure													
Saint Louis													
Rhode Island													
Duquesne													

\* Denotes game started



## BRENDAN CASPER

Senior • Forward • 6-6 • 215  
Audubon, Pa.  
Methacton

Overall Stats: 4.2 ppg, 3.1 rpg, 0.7 apg  
Atlantic 10 Stats: 2.0 ppg, 1.5 rpg, 1.0 apg

20

### 2016-17:

- Pulled down six rebounds vs. Lafayette
- Scored 9 points at Illinois State
- Pulled down season-high 7 rebounds at Princeton
- Scored career-high 10 points in career-high 23 minutes at Drexel
- Recorded 6 points and 4 rebounds vs. Loyola-Chicago
- Scored 7 points in career-high 23 minutes vs. Columbia
- Chosen as team tri-captain
- Received a scholarship for the entire academic year

### High School/Personal:

- Named to SJU Athletic Director's Honor Roll for both semesters last year and to A-10 Commissioner's Honor Roll for Spring 2016
- Made the Hawks' squad as a walk-on in 2013-14 and received a scholarship for Spring 2016
- 2013 Pottstown Area Player of the Year
- Averaged 20.0 points and 10.0 rebounds per game as a senior
- Father, Rob, played basketball under Phil Martelli at Bishop Kenrick
- Business administration major

### 2016-17 Game-by-Game

OPPONENT	MIN	FG-A	3PT-A	FT-A	OR	DR	TR	F	A	TO	BL	S	PT
Toledo	2	0-0	0-0	0-0	0	0	0	0	0	0	0	0	0
Columbia	23	3-4	1-1	0-0	0	2	2	2	0	1	0	1	7
Loyola-Chicago	22	1-2	0-1	4-5	0	3	3	4	0	1	0	1	6
Ole Miss	18	0-3	0-1	0-0	0	2	2	3	1	2	0	1	0
NC State	13	1-5	0-2	0-0	2	3	5	3	0	0	0	1	2
Temple	19	1-3	0-1	0-0	1	1	2	3	0	1	0	0	2
Villanova	18	1-4	0-1	0-0	0	2	2	0	0	0	0	0	2
Drexel	23	3-4	0-0	4-4	0	4	4	5	2	0	0	2	10
Princeton	20	2-4	0-0	4-5	3	4	7	3	1	3	0	0	8
Illinois State	18	4-5	1-1	0-0	0	4	4	3	2	0	0	0	9
Lafayette	17	2-5	0-2	1-1	2	4	6	3	1	1	0	2	5
George Washington	11	1-1	0-0	0-1	0	1	1	2	1	0	0	0	2
Rhode Island	10	0-2	0-1	2-3	0	2	2	1	1	0	0	1	2
Fordham													
George Mason													
Richmond													
Massachusetts													
Penn													
St. Bonaventure													
La Salle													
Davidson													
Fordham													
Dayton													
Massachusetts													
VCU													
La Salle													
St. Bonaventure													
Saint Louis													
Rhode Island													
Duquesne													

\* Denotes game started



## MICHAEL BOOTH

Junior • Guard • 6-3 • 199  
 Thornton, Pa.  
 Bishop Shanahan

Overall Stats: 0.6 ppg, 0.6 rpg, 0.0 apg  
 Atlantic 10 Stats: 0.0 ppg, 1.0 rpg, 0.0 apg

3

### 2016-17:

- Pulled down a rebound at Rhode Island
- Pulled down career-high 2 rebs in career-high 3 min. vs. Lafayette
- Scored first career three-pointer at Illinois State
- Saw action at Villanova
- Made season debut vs. Columbia

### High School/Personal:

- Named to both the SJU Athletic Director's and A-10 Commissioner's Honor Roll for both semesters last year
- Made the Hawks' squad as a walk-on in 2014-15
- 2014 All-Ches-Mont League First Team and All-Area Second Team
- Holds school record for three-point field goals in a season with 55
- Grandson of SJU Hall of Famer Harry Booth, who was the Hawks' head coach from 1974 to 1978
- Pharmaceutical marketing major

### 2016-17 Game-by-Game

OPPONENT	MIN	FG-A	3PT-A	FT-A	OR	DR	TR	F	A	TO	BL	S	PT
Toledo													
Columbia	2	0-0	0-0	0-0	0	0	0	0	0	0	0	0	0
Loyola-Chicago													
Ole Miss													
NC State													
Temple													
Villanova	1	0-1	0-0	0-0	0	0	0	0	0	0	0	0	0
Drexel													
Princeton													
Illinois State	1	1-1	1-1	0-0	0	0	0	0	0	0	0	0	3
Lafayette	3	0-2	0-1	0-0	1	1	2	0	0	0	0	0	0
George Washington													
Rhode Island	2	0-0	0-0	0-0	0	1	1	0	0	1	0	0	0
Fordham													
George Mason													
Richmond													
Massachusetts													
Penn													
St. Bonaventure													
La Salle													
Davidson													
Fordham													
Dayton													
Massachusetts													
VCU													
La Salle													
St. Bonaventure													
Saint Louis													
Rhode Island													
Duquesne													

\* Denotes game started



## JAMES DEMERY

Junior • Guard • 6-6 • 197  
 Williamston, N.C.  
 Northside Christian Academy

Overall Stats: 12.3 ppg, 6.7 rpg, 1.7 apg  
 Atlantic 10 Stats: 13.0 ppg, 6.0 rpg, 2.5 apg

25

### 2016-17:

- Matched career-high 17 pts and 8 rebounds at Rhode Island
- Posted 9 points, 4 assists, and 4 rebounds in return vs. GW
- Missed 10 games due to stress fracture in left foot
- Posted 11 points and matched career-high 8 rebounds vs. Toledo

### High School/Personal:

- Averaged 18.0 points and 5.0 rebounds per game as a senior
- All-Conference and All-County selection
- Helped team to third straight NCISAA 2A title
- Criminal justice major

### 2016-17 Game-by-Game

OPPONENT	MIN	FG-A	3PT-A	FT-A	OR	DR	TR	F	A	TO	BL	S	PT
Toledo*	32	5-14	0-2	1-2	2	6	8	2	0	4	1	1	11
Columbia													
Loyola-Chicago													
Ole Miss													
NC State													
Temple													
Villanova													
Drexel													
Princeton													
Illinois State													
Lafayette													
George Washington	25	4-10	1-2	0-1	0	4	4	2	4	0	1	1	9
Rhode Island	24	7-13	0-2	3-4	1	7	8	3	1	1	1	0	17
Fordham													
George Mason													
Richmond													
Massachusetts													
Penn													
St. Bonaventure													
La Salle													
Davidson													
Fordham													
Dayton													
Massachusetts													
VCU													
La Salle													
St. Bonaventure													
Saint Louis													
Rhode Island													
Duquesne													

\* Denotes game started





# SHAVAR NEWKIRK

Junior • Guard • 6-0 • 180  
New York, N.Y.  
Cardinal Hayes

Overall Stats: 20.3 ppg, 4.8 rpg, 3.5 apg  
Atlantic 10 Stats: 10.0 ppg, 1.0 rpg, 2.0 apg

1

**2016-17:**

- Will miss the rest of the 2016-17 season after suffering a torn ACL in his left knee vs. George Washington on December 30... Had been SJU's leading scorer up to that point
- Poured in 20-plus points 8 times in 12 games
- Netted 24 points vs. Lafayette
- Had 19 pts and career-high 8 rebs, 4 steals at Princeton
- Big 5 Co-Player of the Week (12/12) after performance at Drexel
- Hit game-winning three-pointer with 6.7 seconds to go en route to 27 points (career-high 10-of-16 FG), 7 rebs, and 4 assists at Drexel
- Hit for 22 points and added 7 rebs. and 5 assists vs. Temple
- Recorded 23 points, 6 rebounds, and 5 assists vs. NC State
- Had 21 points and season-high 6 assists vs. Ole Miss
- A-10 Co-Player of the Week (11/14) after performance vs. Toledo
- Registered career-high 28 pts and added 7 rebs vs. Toledo


**High School/Personal:**

- Two-time *N.Y. Daily News* Bronx Player of the Year
- Two-time All-City and All-CHSAA First Team honoree
- Averaged 17.0 points, 7.0 assists and 4.0 rebounds as a senior
- Led Cardinal Hayes to team's first Archdiocesan title in over 40 years
- Played his freshman year at Rice High School
- Accounting major

## 2016-17 Game-by-Game

OPPONENT	MIN	FG-A	3PT-A	FT-A	OR	DR	TR	F	A	TO	BL	S	PT
Toledo*	35	9-16	3-4	7-9	1	6	7	1	3	1	0	1	28
Columbia*	30	6-12	1-5	4-4	2	1	3	3	4	1	0	1	17
Loyola-Chicago*	36	5-12	1-2	9-10	0	2	2	1	1	2	0	1	20
Ole Miss*	35	7-11	1-3	6-10	1	2	3	3	6	2	0	3	21
NC State*	38	10-18	1-3	2-2	4	2	6	3	5	3	1	0	23
Temple*	38	7-15	4-6	4-4	2	5	7	3	5	3	0	0	22
Villanova*	33	3-15	2-4	3-4	1	1	2	2	4	3	0	0	11
Drexel*	39	10-16	0-3	7-10	3	4	7	2	4	1	1	0	27
Princeton*	37	4-16	1-6	10-11	2	6	8	1	0	1	0	4	19
Illinois State*	35	5-13	1-4	10-11	4	3	7	1	4	7	0	0	21
Lafayette*	30	8-13	4-6	4-4	0	4	4	0	4	1	0	2	24
George Washington*	18	2-6	0-2	6-6	0	1	1	0	2	1	0	3	10
Rhode Island	Did Not Play - Injured												
Fordham													
George Mason													
Richmond													
Massachusetts													
Penn													
St. Bonaventure													
La Salle													
Davidson													
Fordham													
Dayton													
Massachusetts													
VCU													
La Salle													
St. Bonaventure													
Saint Louis													
Rhode Island													
Duquesne													

\* Denotes game started



# KYLE THOMPSON

Junior • Guard • 6-2 • 191  
Mt. Laurel, N.J.  
St. Joseph's Prep

Overall Stats: 0.2 ppg, 0.4 rpg, 0.2 apg  
Atlantic 10 Stats: 0.0 ppg, 1.0 rpg, 0.0 apg

21

**2016-17:**

- Pulled down a rebound at Rhode Island
- Pulled down a rebound in career-high 4 minutes vs. Lafayette
- Dished out an assist at Illinois State
- Saw action at Villanova
- Scored one point vs. Columbia

**High School/Personal:**

- Made the Hawks' squad as a walk-on in 2014-15
- All-Catholic League selection as a senior
- Averaged 12 ppg and led the team in rebounds, steals and assists
- Helped The Prep to state Final Four and Catholic League final
- Interdisciplinary health services major

## 2016-17 Game-by-Game

OPPONENT	MIN	FG-A	3PT-A	FT-A	OR	DR	TR	F	A	TO	BL	S	PT	
Toledo	Did Not Play													
Columbia	3	0-0	0-0	1-2	0	0	0	0	0	0	1	0	0	1
Loyola-Chicago	Did Not Play													
Ole Miss	Did Not Play													
NC State	Did Not Play													
Temple	Did Not Play													
Villanova	1	0-1	0-0	0-0	0	0	0	0	0	0	0	0	0	
Drexel	Did Not Play													
Princeton	Did Not Play													
Illinois State	1	0-0	0-0	0-0	0	0	0	0	1	0	0	0	0	
Lafayette	4	0-0	0-0	0-2	0	1	1	0	0	0	0	0	0	
George Washington	Did Not Play													
Rhode Island	2	0-1	0-0	0-0	1	0	1	0	0	0	0	0	0	
Fordham														
George Mason														
Richmond														
Massachusetts														
Penn														
St. Bonaventure														
La Salle														
Davidson														
Fordham														
Dayton														
Massachusetts														
VCU														
La Salle														
St. Bonaventure														
Saint Louis														
Rhode Island														
Duquesne														

\* Denotes game started



## JAI WILLIAMS

Junior • Forward • 6-9 • 240  
Philadelphia, Pa.  
Philadelphia Electrical & Technical  
Charter

32

Overall Stats: 2.3 ppg, 1.1 rpg, 0.0 bpg  
Atlantic 10 Stats: 2.0 ppg, 1.0 rpg, 0.0 bpg

### 2016-17:

- Scored two points and added a rebound at Rhode Island
- Posted 4 points and 2 rebounds vs. Lafayette
- Matched career-high three rebounds at Drexel
- Recorded season-high 6 points and added 2 rebounds vs. NC State
- Scored 3 points against both Toledo and Columbia

### High School/Personal:

- Redshirted 2013-14 season
- 2013 McDonald's All-American nominee
- Two-time All-Public League selection
- Averaged 10.2 points as a senior
- Communication studies major

### 2016-17 Game-by-Game

OPPONENT	MIN	FG-A	3PT-A	FT-A	OR	DR	TR	F	A	TO	BL	S	PT
Toledo	5	1-1	0-0	1-2	0	0	0	1	0	1	0	0	3
Columbia	8	1-1	0-0	1-3	1	0	1	1	0	0	0	0	3
Loyola-Chicago				Did Not Play									
Ole Miss	10	0-0	0-0	0-0	0	1	1	2	0	0	0	0	0
NC State	10	1-2	0-0	4-4	2	0	2	1	0	0	0	0	6
Temple				Did Not Play									
Villanova	7	1-1	0-0	0-0	0	0	0	0	0	0	0	0	2
Drexel	8	0-1	0-0	0-0	0	3	3	2	0	1	0	0	0
Princeton	6	1-1	0-0	0-0	0	1	1	1	0	1	0	0	2
Illinois State	6	0-0	0-0	1-2	0	0	0	2	0	0	0	0	1
Lafayette	8	2-3	0-0	0-0	1	1	2	2	0	0	0	0	4
George Washington				Did Not Play									
Rhode Island	9	1-1	0-0	0-0	0	1	1	2	0	0	0	0	2
Fordham													
George Mason													
Richmond													
Massachusetts													
Penn													
St. Bonaventure													
La Salle													
Davidson													
Fordham													
Dayton													
Massachusetts													
VCU													
La Salle													
St. Bonaventure													
Saint Louis													
Rhode Island													
Duquesne													

\* Denotes game started



## CHRIS CLOVER

Sophomore • Guard • 6-3 • 213  
Philadelphia, Pa.  
St. Joseph's Prep

15

Overall Stats: 4.3 ppg, 1.7 rpg, 0.6 spg  
Atlantic 10 Stats: 5.5 ppg, 2.0 rpg, 0.0 spg

### 2016-17:

- Played career-high 24 min. in first collegiate start at Rhode Island
- Scored 7 points, all in the second half, vs. George Washington
- Netted 10 points vs. Lafayette
- Scored 5 points to go with 3 rebounds at Villanova
- Had career-high 5 rebs vs. NC State
- Scored 8 points and added 2 steals vs. Ole Miss
- Scored career-high 11 points (career-high 5-of-8 FG) vs. Columbia

### High School/Personal:

- Philadelphia Catholic League MVP and All-League First Team pick
- Scored 20.7 points per game to rank fifth in the city in scoring
- All-State Class AAAA First Team, All-Southeastern Pennsylvania First Team, All-USA Pennsylvania First Team selection
- Selected as the 2015 Markward Club Boys Player of the Year
- Totalled 1,248 points, 405 rebounds and 117 assists in his career
- Business administration major

### 2016-17 Game-by-Game

OPPONENT	MIN	FG-A	3PT-A	FT-A	OR	DR	TR	F	A	TO	BL	S	PT
Toledo	9	0-2	0-0	0-0	0	0	0	3	0	1	0	2	0
Columbia	13	5-8	1-2	0-0	1	1	2	3	0	1	0	1	11
Loyola-Chicago	11	0-3	0-1	0-0	1	2	3	2	0	3	0	0	0
Ole Miss	15	3-7	2-4	0-1	0	0	0	0	0	3	0	2	8
NC State	20	1-7	0-3	0-0	2	3	5	0	0	1	0	0	2
Temple	13	1-5	0-2	0-0	0	1	1	0	0	0	0	1	2
Villanova	19	2-4	0-1	1-1	1	2	3	2	1	1	0	0	5
Drexel	13	0-2	0-2	1-3	0	2	2	1	2	0	1	1	1
Princeton	14	2-5	0-1	0-0	0	1	1	3	0	1	0	0	4
Illinois State	10	1-4	0-1	0-0	0	1	1	0	0	2	0	0	2
Lafayette	19	4-6	0-0	2-3	0	0	0	4	0	1	0	1	10
George Washington	13	3-4	1-2	0-0	0	1	1	0	0	1	0	0	7
Rhode Island*	24	1-5	0-2	2-2	1	2	3	3	0	1	0	0	4
Fordham													
George Mason													
Richmond													
Massachusetts													
Penn													
St. Bonaventure													
La Salle													
Davidson													
Fordham													
Dayton													
Massachusetts													
VCU													
La Salle													
St. Bonaventure													
Saint Louis													
Rhode Island													
Duquesne													

\* Denotes game started



## LAMARR KIMBLE

Sophomore • Guard • 6-0 • 190  
Philadelphia, Pa.  
Neumann-Goretti

2015-16 Atlantic 10 All-Rookie Team

0

Overall Stats: 14.3 ppg, 4.0 rpg, 4.5 apg  
Atlantic 10 Stats: 10.5 ppg, 2.0 rpg, 4.5 apg

### 2016-17:

- Has scored in double-digits 10 times in 13 games
- Poured in 22 points vs. Lafayette
- Had 17 pts, 9 assists, and career-high 8 rebs at Princeton
- Notched 16 points at Drexel and team-high 15 points at Villanova
- Matched career-highs with 9 assists and 2 steals vs. Temple
- Scored career-high 26 pts (career-high 10-of-17 FG, 5-of-8 3FG) vs. Loyola-Chicago
- Hit for 19 points and added 8 assists vs. Columbia
- Chosen as team tri-captain - second sophomore in three years and third in school history to earn the distinction in his second season


### High School/Personal:

- 2015 All-Catholic League First Team selection, averaging 14.5 ppg
- PA Sportswriters All-State Class AAA First Team, All-USA PA First Team, and All-Southeastern PA Third Team selection
- Helped Neumann-Goretti to second straight PIAA Class AAA title
- Nickname is "Fresh"
- Communication studies major

### 2016-17 Game-by-Game

OPPONENT	MIN	FG-A	3PT-A	FT-A	OR	DR	TR	F	A	TO	BL	S	PT
Toledo*	36	6-14	1-3	3-6	1	1	2	1	3	3	0	0	16
Columbia*	31	7-16	0-7	5-6	0	3	3	1	8	1	0	0	19
Loyola-Chicago*	37	10-17	5-8	1-1	0	3	3	1	1	5	1	0	26
Ole Miss*	37	3-13	1-6	3-6	3	4	7	2	4	0	0	0	10
NC State*	38	1-15	1-7	0-0	1	3	4	0	2	1	0	1	3
Temple*	37	4-12	3-4	1-4	1	5	6	1	9	2	1	2	12
Villanova*	36	6-14	1-2	2-2	1	3	4	1	4	3	0	0	15
Drexel*	38	5-15	2-6	4-4	0	4	4	2	1	4	0	1	16
Princeton*	37	6-16	1-4	4-6	3	5	8	1	9	1	0	0	17
Illinois State*	34	3-13	1-7	2-3	0	3	3	2	6	2	0	1	9
Lafayette*	29	9-17	1-3	3-5	1	3	4	1	2	6	0	3	22
George Washington*	38	5-16	1-4	2-5	0	1	1	0	5	0	0	1	13
Rhode Island*	36	3-10	0-1	2-7	0	3	3	1	4	6	0	1	8
Fordham													
George Mason													
Richmond													
Massachusetts													
Penn													
St. Bonaventure													
La Salle													
Davidson													
Fordham													
Dayton													
Massachusetts													
VCU													
La Salle													
St. Bonaventure													
Saint Louis													
Rhode Island													
Duquesne													

\* Denotes game started



## MARKELL LODGE

Sophomore • Forward • 6-7 • 214  
Creedmoor, N.C.  
Pace Academy

Overall Stats: 5.0 ppg, 4.2 rpg, 1.2 bpg

Atlantic 10 Stats: 6.0 ppg, 4.0 rpg, 1.5 bpg

23

### 2016-17:

- Scored career-high 10 points at Rhode Island
- Had three blocks and six rebounds vs. George Washington
- Had 8 pts, 9 rebounds, and career-high three blocks at Princeton
- Recorded career-high 10 rebounds at Villanova
- Scored 9 points and added 5 rebounds vs. Temple
- Scored 8 points (4-of-4 FG) vs. Ole Miss
- Made first collegiate start vs. Toledo

### High School/Personal:

- Sat out the 2014-15 season to concentrate on academics
- Averaged 18.0 points, 8.0 rebounds and 3.0 blocks as a senior
- Two-time All-Conference selection and team MVP
- Played at Christian Faith Center Academy during his junior season
- Sports marketing major

### 2016-17 Game-by-Game

OPPONENT	MIN	FG-A	3PT-A	FT-A	OR	DR	TR	F	A	TO	BL	S	PT
Toledo*	19	2-2	0-0	0-0	1	0	1	3	1	1	2	0	4
Columbia*	16	0-0	0-0	1-2	0	3	3	0	0	0	2	0	1
Loyola-Chicago*	14	1-1	0-0	1-2	1	3	4	4	0	1	0	1	3
Ole Miss*	19	4-4	0-0	0-3	0	2	2	2	0	0	0	0	8
NC State*	12	2-6	0-0	0-0	6	0	6	1	0	1	1	0	4
Temple*	24	3-3	0-0	3-5	1	4	5	0	0	1	2	0	9
Villanova*	23	3-6	0-0	0-0	4	6	10	2	0	1	0	0	6
Drexel*	12	1-3	0-0	1-3	2	0	2	3	0	0	0	0	3
Princeton*	20	4-6	0-0	0-0	4	5	9	3	0	0	3	0	8
Illinois State*	15	1-1	0-0	0-0	0	0	0	3	0	0	1	0	2
Lafayette*	21	2-2	0-0	1-3	1	3	4	0	0	0	1	0	5
George Washington*	24	1-2	0-0	0-0	4	2	6	0	0	0	3	0	2
Rhode Island*	19	5-7	0-0	0-0	1	1	2	2	0	1	0	0	10
Fordham													
George Mason													
Richmond													
Massachusetts													
Penn													
St. Bonaventure													
La Salle													
Davidson													
Fordham													
Dayton													
Massachusetts													
VCU													
La Salle													
St. Bonaventure													
Saint Louis													
Rhode Island													
Duquesne													

\* Denotes game started



## GERALD BLOUNT

Freshman • Forward • 6-6 • 220  
Suwanee, Ga.  
Pomfret School (Conn.)

Overall Stats: 0.8 ppg, 0.5 rpg, 0.0 apg  
Atlantic 10 Stats: 0.0 ppg, 0.0 rpg, 0.0 apg

10

### 2016-17:

- Played two minutes at Rhode Island
- Scored 1 pt and added first collegiate steal in season-high 4 min. vs. Lafayette
- Saw action at Villanova
- Recorded 2 points and 1 rebound vs. Columbia

### High School/Personal:

- Two-time All-New England Honorable Mention Class B selection
- Averaged 10.0 points and 7.8 rebounds in 2015-16
- Previously lived in Bayonne, N.J., attending Saint Anthony and St. Benedict Prep
- Finance major

### 2016-17 Game-by-Game

OPPONENT	MIN	FG-A	3PT-A	FT-A	OR	DR	TR	F	A	TO	BL	S	PT
Toledo													
Columbia	3	0-0	0-0	2-2	1	0	1	0	0	0	0	0	2
Loyola-Chicago													
Ole Miss													
NC State													
Temple													
Villanova	1	0-1	0-0	0-0	1	0	1	0	0	0	0	0	0
Drexel													
Princeton													
Illinois State													
Lafayette	4	0-0	0-0	1-2	0	0	0	0	0	0	0	1	1
George Washington													
Rhode Island	2	0-0	0-0	0-0	0	0	0	0	0	1	0	0	0
Fordham													
George Mason													
Richmond													
Massachusetts													
Penn													
St. Bonaventure													
La Salle													
Davidson													
Fordham													
Dayton													
Massachusetts													
VCU													
La Salle													
St. Bonaventure													
Saint Louis													
Rhode Island													
Duquesne													

\* Denotes game started



## CHARLIE BROWN

Freshman • Forward • 6-7 • 185  
Philadelphia, Pa.  
St. Thomas More (Conn.)

Overall Stats: 11.0 ppg, 4.8 rpg, 1.2 apg  
Atlantic 10 Stats: 12.0 ppg, 3.5 rpg, 1.5 apg

2

### 2016-17:

- Has scored in double-figures in each of last five games
- A-10 Co-Rookie of the Week (1/2) after performance vs. GW
- Scored 13 points, including go-ahead 3FG, against GW
- Posted 13 pts and season-high eight rebs vs. Lafayette
- Poured in 14 points in season-high 37 minutes at Illinois State
- Posted 12 points and 7 rebounds at Princeton
- Had 14 pts, 5 rebs, and 3 steals vs. NC State
- Had career-high 15 pts (6-of-10 FG) vs. Columbia

### High School/Personal:

- Played for St. Thomas More in 2015-16
- Helped team to a 31-6 record, berth in the National Prep Championship game, and the NEPSAC AAA Final
- Attended George Washington HS in Philadelphia
- Named the MVP of the Public League B Division in 2014-15
- Averaged 16.4 ppg that year, including 18.4 in league contests
- Father, Charles Brown, Sr., was a member of Overbrook High School's 34-0 team in the late 1970s and played at North Carolina A&T.
- Elementary education major

### 2016-17 Game-by-Game

OPPONENT	MIN	FG-A	3PT-A	FT-A	OR	DR	TR	F	A	TO	BL	S	PT
Toledo*	30	1-6	1-4	2-2	0	4	4	3	2	0	2	0	5
Columbia*	24	6-10	3-5	0-0	0	5	5	2	1	1	0	1	15
Loyola-Chicago*	28	2-8	1-4	4-4	0	6	6	1	1	2	0	3	9
Ole Miss*	33	5-10	3-5	0-0	1	3	4	3	0	1	0	1	13
NC State*	33	5-12	3-6	1-2	1	4	5	4	1	0	1	3	14
Temple*	32	3-12	3-7	0-0	2	5	7	2	1	0	1	0	9
Villanova*	28	2-6	1-3	3-4	2	3	5	2	0	1	0	0	8
Drexel*	30	2-8	1-3	2-3	0	1	1	2	2	1	0	0	7
Princeton*	32	5-12	2-5	0-0	0	7	7	3	0	1	1	1	12
Illinois State*	37	5-9	4-8	0-0	0	4	4	1	1	0	0	1	14
Lafayette*	31	5-11	1-6	2-2	2	6	8	2	3	1	0	1	13
George Washington*	28	6-9	1-2	0-0	1	3	4	1	2	0	1	1	13
Rhode Island*	35	4-7	2-2	1-1	1	2	3	1	1	2	1	1	11
Fordham													
George Mason													
Richmond													
Massachusetts													
Penn													
St. Bonaventure													
La Salle													
Davidson													
Fordham													
Dayton													
Massachusetts													
VCU													
La Salle													
St. Bonaventure													
Saint Louis													
Rhode Island													
Duquesne													

\* Denotes game started



## LORENZO EDWARDS

Freshman • Forward • 6-7 • 222  
Lake Forest, Ill.  
Lake Forest

Overall Stats: 0.0 ppg, 1.0 rpg, 1.0 spg  
Atlantic 10 Stats: ---

22

### 2016-17:

- Recorded 1 rebound and 1 steal vs. Columbia

### High School/Personal:

- All-State First Team pick by the Illinois Basketball Coaches Association
- Averaged 19.0 pts, 11.1 rebs and 3.3 blocks per game as a senior
- Named the Lake County Player of the Year
- Chicago Sun-Times* and *Chicago Tribune* All-State Honorable Mention
- Father, Kevin Edwards, played for DePaul and had an 11-year NBA career with Miami, New Jersey, Orlando, and Vancouver
- Business major

### 2016-17 Game-by-Game

OPPONENT	MIN	FG-A	3PT-A	FT-A	OR	DR	TR	F	A	TO	BL	S	PT
Toledo													
Columbia	4	0-1	0-1	0-0	1	0	1	0	0	1	0	1	0
Loyola-Chicago													
Ole Miss													
NC State													
Temple													
Villanova													
Drexel													
Princeton													
Illinois State													
Lafayette													
George Washington													
Rhode Island													
Fordham													
George Mason													
Richmond													
Massachusetts													
Penn													
St. Bonaventure													
La Salle													
Davidson													
Fordham													
Dayton													
Massachusetts													
VCU													
La Salle													
St. Bonaventure													
Saint Louis													
Rhode Island													
Duquesne													

\* Denotes game started



## NICK ROBINSON

Freshman • Forward • 6-6 • 201  
Chicago, Ill.  
Kenwood Academy

Overall Stats: 5.6 ppg, 4.0 rpg, 1.4 apg  
Atlantic 10 Stats: 4.5 ppg, 3.0 rpg, 1.0 apg

5

### 2016-17:

- Posted seven points and season-high eight rebs vs. Lafayette
- Netted 9 points and added 7 rebounds at Illinois State
- Scored career-high 11 points vs. Temple
- Recorded 5 points and 5 rebounds vs. NC State
- Had 5 points and 5 rebounds vs. Columbia
- Recorded 7 points and 3 rebounds vs. Toledo

### High School/Personal:

- All-State, All-City, and All-Area selection
- Averaged 17.0 points and 9.0 rebounds per game
- Hit the game-clinching free throw as Kenwood advanced to the city championship for the first time ever in 2016
- Team went 22-4 and earned a berth in the sectional title game
- Business major

### 2016-17 Game-by-Game

OPPONENT	MIN	FG-A	3PT-A	FT-A	OR	DR	TR	F	A	TO	BL	S	PT
Toledo	17	2-2	1-1	2-4	0	3	3	3	0	1	0	1	7
Columbia*	26	2-4	1-2	0-1	1	4	5	1	3	1	1	1	5
Loyola-Chicago*	27	1-6	0-1	1-2	1	4	5	2	3	1	0	0	3
Ole Miss*	22	1-5	1-3	1-2	0	5	5	1	3	4	0	1	4
NC State*	18	1-5	0-1	3-4	2	3	5	4	0	2	0	0	5
Temple*	22	4-7	2-3	1-1	1	2	3	4	2	2	0	0	11
Villanova*	21	3-8	1-3	0-0	0	1	1	1	1	2	0	0	7
Drexel*	15	1-8	0-4	0-2	0	1	1	2	0	1	1	0	2
Princeton*	21	1-4	0-1	2-2	1	2	3	3	1	1	2	0	4
Illinois State*	28	2-7	0-3	5-7	2	5	7	3	0	3	0	1	9
Lafayette*	21	3-5	0-0	1-2	4	4	8	3	3	1	1	0	7
George Washington*	27	3-6	1-2	1-4	0	2	2	1	0	1	0	1	8
Rhode Island*	26	0-2	0-0	1-6	1	3	4	1	2	4	1	0	1
Fordham													
George Mason													
Richmond													
Massachusetts													
Penn													
St. Bonaventure													
La Salle													
Davidson													
Fordham													
Dayton													
Massachusetts													
VCU													
La Salle													
St. Bonaventure													
Saint Louis													
Rhode Island													
Duquesne													

\* Denotes game started



## CHRISTIAN VEGA

Junior • Guard • 6-0 • 170  
Guaynabo, Puerto Rico  
Colegio San Jose'

Overall Stats: 0.0 ppg, 0.3 rpg, 0.0 apg  
Atlantic 10 Stats: ---

13

### 2016-17:

- Pulled down first collegiate rebound vs. Lafayette
- Also saw action vs. Columbia and at Villanova

### High School/Personal:

- Averaged 19.0 points and 6.0 assists as a senior
- Four-time All-Star and All-Alliance PRHSAA while averaging double figures all four seasons
- Led Colegio San Jose' to two Final Four appearances
- Father, Reinaldo, participated in two Pan American games playing water polo for Puerto Rico
- Made squad as a walk-on in 2015-16
- Food marketing major

### 2016-17 Game-by-Game

OPPONENT	MIN	FG-A	3PT-A	FT-A	OR	DR	TR	F	A	TO	BL	S	PT
Toledo													
Columbia	1	0-0	0-0	0-0	0	0	0	1	0	0	0	0	0
Loyola-Chicago													
Ole Miss													
NC State													
Temple													
Villanova	1	0-1	0-1	0-0	0	0	0	0	0	0	0	0	0
Drexel													
Princeton													
Illinois State													
Lafayette	2	0-1	0-0	0-0	0	1	1	0	0	0	0	0	0
George Washington													
Rhode Island													
Fordham													
George Mason													
Richmond													
Massachusetts													
Penn													
St. Bonaventure													
La Salle													
Davidson													
Fordham													
Dayton													
Massachusetts													
VCU													
La Salle													
St. Bonaventure													
Saint Louis													
Rhode Island													
Duquesne													

\* Denotes game started



## TOLIVER FREEMAN

Freshman • Guard • 6-3 • 213  
Baton Rouge, La.  
Catholic

Overall Stats: 0.0 ppg, 0.0 rpg, 0.0 apg  
Atlantic 10 Stats: ---

11

### 2016-17:

- Made collegiate debut vs. Lafayette
- Joins the Hawks as a walk-on and will dress for home games only

### High School/Personal:

- Three-time All-District First Team and All-State Honorable Mention
- Averaged 19 points, six rebounds and three assists as a senior
- Chosen as his team's MVP for three consecutive seasons
- Scored over 1,500 pts in his career, surpassing 1,000-pt mark as a junior
- Helped Catholic to a 21-8 record in 2014-15.
- Biology major

### 2016-17 Game-by-Game

OPPONENT	MIN	FG-A	3PT-A	FT-A	OR	DR	TR	F	A	TO	BL	S	PT
Toledo													
Columbia													
Loyola-Chicago													
Ole Miss													
NC State													
Temple													
Villanova													
Drexel													
Princeton													
Illinois State													
Lafayette	1	0-1	0-1	0-0	0	0	0	0	0	0	0	0	0
George Washington													
Rhode Island													
Fordham													
George Mason													
Richmond													
Massachusetts													
Penn													
St. Bonaventure													
La Salle													
Davidson													
Fordham													
Dayton													
Massachusetts													
VCU													
La Salle													
St. Bonaventure													
Saint Louis													
Rhode Island													
Duquesne													

\* Denotes game started