

# SAINT JOSEPH'S HAWKS MEN'S BASKETBALL



## 2016-17 SCHEDULE

NOVEMBER		EST
Sat., 12	TOLEDO	W 77-76
Mon., 14	COLUMBIA	W 85-65
Fri., 18	vs. Loyola-Chicago +	W 71-57
Sun., 20	Ole Miss + (CBSSN)	L 68-81
Mon., 21	NC State + (CBSSN)	L 63-73
Wed., 30	TEMPLE % (CBSSN)	L 72-78
DECEMBER		
Sat., 3	at #2/#2 Villanova % (CBSSN)	L 57-88
Sun., 11	at Drexel	W 72-71
Wed., 14	at Princeton (ESPNU)	5:00 p.m.
Sun., 18	at Illinois State	4:00 p.m.
Thu., 22	LAFAYETTE	7:00 p.m.
Fri., 30	GEORGE WASHINGTON (CSN)	7:00 p.m.
JANUARY		
Tue., 3	at Rhode Island (CBSSN)	7:00 p.m.
Sat., 7	at Fordham (NBCSN)	3:00 p.m.
Tue., 10	GEORGE MASON (TCN, ASN)	7:00 p.m.
Sat., 14	RICHMOND (NBCSN)	12:30 p.m.
Wed., 18	at Massachusetts (TCN, ASN)	7:00 p.m.
Sat., 21	PENN (Palestra) %	7:00 p.m.
Tue., 24	at St. Bonaventure	7:00 p.m.
Sat., 28	LA SALLE (CSN, ASN)	6:00 p.m.
Tue., 31	DAVIDSON (TCN, ASN)	8:00 p.m.
FEBRUARY		
Sat., 4	FORDHAM (TCN, ASN)	6:00 p.m.
Tue., 7	at Dayton (TCN, ASN)	8:00 p.m.
Sat., 11	MASSACHUSETTS (NBCSN)	2:30 p.m.
Tue., 14	at VCU (CBSSN)	6:00 p.m.
Sat., 18	at La Salle % (CBSSN)	4:00 p.m.
Wed., 22	ST. BONAVENTURE	7:00 p.m.
Sat., 25	at Saint Louis (NBCSN)	4:30 p.m.
MARCH		
Wed. 1	RHODE ISLAND (TCN, ASN)	7:00 p.m.
Sat., 4	at Duquesne	2:00 p.m.
Wed., 8-	Atlantic 10 Championship	
Sun., 12	(PPG Paints Arena, Pittsburgh, Pa.)	

Home games in CAPS at Hagan Arena unless noted  
+ Paradise Jam (St. Thomas, U.S. Virgin Islands)  
% Big 5 game

## MEDIA INFORMATION

Basketball SID: Marie Wozniak  
Office Phone: 610-660-1727  
Cell Phone: 610-999-3634  
Email: mwozniak@sju.edu  
Fax: 610-660-1724  
Press Row Phone: 610-660-2599

[www.SJUHawks.com](http://www.SJUHawks.com)  
@SJUHawks  
@SJUHawks\_MBB

## SAINT JOSEPH'S HAWKS (4-4)

at

## PRINCETON TIGERS (4-4)

Game #9 • December 14, 2016 • 5 p.m. • ESPNU  
Jadwin Gymnasium • Princeton, N.J.

### GAME DAY

<b>ARENA</b>	Jadwin Gymnasium (6,854)
<b>TELEVISION</b>	ESPNU - Doug Sherman, Dalen Cuff
<b>RADIO</b>	610 Sports (Matt Martucci, Joe Lunardi)
<b>AUDIO STREAMING</b>	SJUHawks.com
<b>VIDEO STREAMING</b>	WatchESPN.com
<b>SERIES RECORD</b>	Princeton leads 8-7
<b>SJU STREAK</b>	1 win
<b>HAWKS' NEXT GAME</b>	Dec. 18 at Illinois State, 4 p.m. (EST)

### GAME STORIES

- **Shavar Newkirk** helped SJU end a four-game losing streak, by scoring 27 points and the game-winning three-point play in the 72-71 win at Drexel. **Lamarr Kimble** added 16 points.
- **Shavar Newkirk** has been named the Big 5 Co-Player of the Week for Dec. 12 after his 27-point performance at Drexel. He ranks third in the Atlantic 10 in scoring with 21.1 ppg.
- Tonight has been designated as a Coaches vs. Cancer game since both coaches are very involved in the organization.
- Saint Joseph's ranks eighth in the nation in fewest turnovers (89) and 18th in fewest fouls (137).
- SJU is in the midst of a four-game "road" swing, although two of the games were local (Villanova, Drexel). The Hawks close it out on Sunday at Illinois State, returning to Hagan Arena on Dec. 22 to face Lafayette.

### HAWKS' PERSONNEL

#### 2016-17 Statistics

#### PROBABLE STARTERS

	PPG	RPG	APG	MPG	Notes
F- #2 Charlie Brown	10.0	4.6	1.0	29.8	Season-high 15 pts vs. NC State
F- #5 Nick Robinson	5.5	3.5	1.5	21.0	Career-high 11 pts vs. Temple
F- #23 Markell Lodge	4.8	4.1	0.1	17.4	Career-high 10 rebs at Villanova
G- #0 Lamarr Kimble	14.6	4.1	4.0	36.2	Scored 15 at Villanova
G- #1 Shavar Newkirk	21.1	4.6	4.0	35.5	Game-winner and 27 pts at Drexel

#### OFF THE BENCH

	PPG	RPG	APG	MPG	Notes
G- #15 Chris Clover	3.6	2.0	0.0	14.1	Career-high 11 pts vs. Columbia
F- #20 Brendan Casper	3.6	2.5	0.4	17.3	Career-high 10 pts at Drexel
F- #34 Javon Baumann	3.9	4.5	0.0	16.6	Personal best 9 rebs in Drexel win
F- #32 Jai Williams	2.8	0.8	0.0	8.0	Season-high 6 pts vs. NC State
F- #10 Gerald Blount	1.0	1.0	0.0	8.0	All-New England selection
G- #3 Mike Booth	0.0	0.0	0.0	2.0	Walk-on in his third year
G- #21 Kyle Thompson	0.0	0.0	0.0	2.0	Junior walk-on
G- #13 Christian Vega	0.0	0.0	0.0	1.0	Junior walk-on in second year with team
G- #11 Toliver Freeman	--	--	--	--	Joins the squad as a walk-on

#### INJURED

F- #25 James Demery	11.0	8.0	0.0	32.0	Out for a few weeks w/ stress fracture
F- #22 Lorenzo Edwards	0.0	1.0	0.0	4.0	Out indefinitely with shoulder injury
G- #24 Pierfrancesco Oliva	4.0	3.7	1.7	16.5	Sidelined for the season w/ knee injury

**HAWKS' ROSTER**

NO.	NAME	CL	POS	HT	WT	HOMETOWN	HIGH SCHOOL
0	Lamarr Kimble	So.	G	6-0	190	Philadelphia, Pa.	Neumann-Goretti
1	Shavar Newkirk	Jr.	G	6-0	180	New York, N.Y.	Cardinal Hayes
2	Charlie Brown	Fr.	F	6-7	185	Philadelphia, Pa.	St. Thomas More (Conn.)
3	Michael Booth	Jr.	G	6-3	200	Thornton, Pa.	Bishop Shanahan
5	Nick Robinson	Fr.	F	6-6	201	Chicago, Ill.	Kenwood Academy
10	Gerald Blount	Fr.	F	6-6	220	Suwanee, Ga.	Pomfret School (Conn.)
11	Toliver Freeman	Fr.	G	6-3	213	Baton Rouge, La.	Catholic
13	Christian Vega	Jr.	G	6-0	175	Guaynabo, P.R.	Colegio San José
15	Chris Clover	So.	G	6-3	213	Philadelphia, Pa.	St. Joseph's Prep
20	Brendan Casper	Sr.	F	6-6	213	Audubon, Pa.	Methacton
21	Kyle Thompson	Jr.	G	6-2	190	Mt. Laurel, N.J.	St. Joseph's Prep
22	Lorenzo Edwards	Fr.	F	6-7	222	Lake Forest, Ill.	Lake Forest
23	Markell Lodge	So.	F	6-7	214	Washington, N.C.	Pace Academy
24	Pierfrancesco Oliva #	So.	F	6-8	201	Taranto, Italy	Bergen Catholic (N.J.)
25	James Demery	Jr.	F	6-6	198	Williamston, N.C.	Northside Christian Academy
32	Jai Williams	Jr.	F	6-9	240	Philadelphia, Pa.	Phila. Electrical Tech. Charter
34	Javon Baumann	Gr.	F	6-8	255	Solms-Oberbiel, Germany	Theodor-Heus

# injured - will sit out season

**Head Coach:** Phil Martelli (Widener '76) - 22nd year

**Assistant Coaches:** Mark Bass (Saint Joseph's '95) - 18th year; David Duda (Spring Garden '88) - 11th year; Geoff Arnold (Saint Joseph's '86) - 9th year

**Director of Basketball Operations:** Rob Sullivan (Saint Joseph's '06)

**Athletic Trainer:** Bill Lukasiewicz (Springfield '88)

**Captains:** Javon Baumann, Brendan Casper, Lamarr Kimble

**PRONUNCIATION GUIDE**

Javon Baumann . . . . .ja-VON BOW (like now)-min  
 (Gerald) Blount . . . . .blunt  
 (Chris) Clover . . . . .CLOE-verr  
 Markell (Lodge) . . . . .mar-KELL  
 Shavar (Newkirk) . . . .shuh-VAR  
 Pierfrancesco (Oliva) .pe-AIR-fran-CHES-co  
 Jai (Williams) . . . . .Ji (rhymes with "eye")  
  
 (Bill) Lukasiewicz . . . .Lu-KAZ-uh-WITZ



**BROADCAST SCHEDULE**

Date	Opponent	EST	TV	Radio	Digital
Nov. 12	TOLEDO	7:00 p.m.		610	A10N
Nov. 14	COLUMBIA	7:00 p.m.		800	A10N
Nov. 18	vs. Loyola-Chicago +	12:30 p.m.		800	Flo
Nov. 20	vs. Ole Miss+	6:00 p.m.	CBSSN	610	
Nov. 21	vs. NC State +	6:00 p.m.	CBSSN	610	
Nov. 30	TEMPLE	7:00 p.m.	CBSSN	610	
Dec. 3	at Villanova	1:00 p.m.	CBSSN	800	
Dec. 11	at Drexel	6:00 p.m.		610	
Dec. 14	at Princeton	5:00 p.m.	ESPNU	610	WatchESPN
Dec. 18	at Illinois State	4:00 p.m.		610	
Dec. 22	LAFAYETTE	7:00 p.m.		610	A10N
Dec. 30	GEORGE WASHINGTON	7:00 p.m.	CSN	610	
Jan. 3	at Rhode Island	7:00 p.m.	CBSSN	610	
Jan. 7	at Fordham	3:00 p.m.	NBCSN	610	NBC
Jan. 10	GEORGE MASON	7:00 p.m.	TCN/ASN	800	ASN
Jan. 14	RICHMOND	12:30 p.m.	NBCSN	800	NBC
Jan. 18	at Massachusetts	7:00 p.m.	TCN/ASN	610	ASN
Jan. 21	PENN (at Palestra)	7:00 p.m.		610	A10N
Jan. 24	at St. Bonaventure	7:00 p.m.	TCN/ASN	800	ASN
Jan. 28	LA SALLE	6:00 p.m.	CSN/ASN	610	ASN
Jan. 31	DAVIDSON	8:00 p.m.	TCN/ASN	610	ASN
Feb. 4	FORDHAM	6:00 p.m.	TCN/ASN	800	ASN
Feb. 7	at Dayton	8:00 p.m.	TCN/ASN	800	ASN
Feb. 11	MASSACHUSETTS	2:30 p.m.	NBCSN	800	NBC
Feb. 14	at VCU	6:00 p.m.	CBSSN	800	
Feb. 18	at La Salle &	4:00 p.m.	CBSSN	610	
Feb. 22	ST. BONAVENTURE	7:00 p.m.		800	
Feb. 25	at Saint Louis	4:30 p.m.	NBCSN	800	NBC
March 1	RHODE ISLAND	7:00 p.m.	TCN/ASN	610	
March 4	at Duquesne	2:00 p.m.		610	
March 8-12	Atlantic 10 Championship (PPG Paints Arena, Pittsburgh, Pa.)				

\* Paradise Jam (St. Thomas, U.S. Virgin Islands)

ASN= American Sports Network; CBSSN= CBS Sports Network; NBCSN= NBC Sports Network; TCN= The Comcast Network; CSN= Comcast SportsNet; A10N= Atlantic 10 Network (atlantic10.com); Flo=FloHoops.com; NBC= NBCSports.com

610= 610 Sports (AM); 800= WTMR AM 800

**SERIES HISTORY**

**SAINT JOSEPH'S vs. PRINCETON**

**All-Time Series:** PRIN leads 8-7

**SJU Streak:** 1 win

**First Meeting:** 1/12/44, SJU 48-31

**Last Meeting:** 12/8/15, SJU 62-50

**Last SJU Win:** 12/8/15, 62-50

**Last PRIN Win:** 12/5/10, 74-65

**Coach Martelli vs. PRIN:** 2-3

**Last 5 Games**

12/8/15	W	62-50	H
12/5/10	L	65-74	A
1/2/10	L	62-70	H
11/16/01	W	74-63	N
12/18/95	L	78-88	A

Saint Joseph's scored a 62-50 win last year in Hagan Arena as DeAndre' Bembry had 27 points and 10 rebounds... The Hawks and Tigers met for consecutive seasons in 2009-10 and 2010-11 with Princeton scoring both wins... SJU has lost the last four played here in Princeton, a stretch that began in 1976... .SJU's only win here was the first game of the series on January 12, 1944.

**STATISTICAL COMPARISON**

	Saint Joseph's	Princeton
Overall Record	4-4	4-4
Conference Record	0-0	0-0
Home Record	2-1	1-0
Away Record	1-1	2-3
Neutral Record	1-2	1-1
Points per Game	70.6	72.8
Opponent Points per Game	73.6	66.0
Field Goal Pct.	.418	.447
Opponent Field Goal Pct.	.448	.425
3-Pt. Field Goals Made per Game	6.6	10.1
3-Pt. Field Goal Pct.	.344	.373
Opponent 3-Pt. Field Goal Pct.	.378	.286
Free Throws Made per Game	14.0	8.6
Free Throw Pct.	.655	.663
Rebounds per Game	35.1	35.5
Opponent Rebounds per Game	36.4	34.6
Assists per Game	11.4	14.5
Turnovers per Game	15.3	11.5
Opponent Turnovers per Game	11.1	13.1
Blocks per Game	3.0	1.1



**PHIL MARTELLI**  
Head Coach

In 22 seasons as head coach at Saint Joseph's, **Phil Martelli** has built a program that is consistently one of the top in the conference, a perennial postseason participant and a key player on the national scene. In doing so, he has earned his place among the top coaches in the school's storied history and has become one of the more respected coaches in the game.

Martelli is the Hawks' all-time leader in career victories with a mark of 407-277. Setting the school record for wins in a season (30) in 2004, Martelli has guided SJU to 20 or more victories nine times in the past 21 seasons, which is the most for any Hawks' coach. His record of 198-142 in Atlantic 10 play is the most conference wins for any active coach and ranks second all-time in the league.

Seven of Martelli's players have reached the NBA, with three First Round draft picks - DeAndre' Bembry (2016), Jameer Nelson (2004) and Delonte West (2004) - and a second-round selection Ahmad Nivins (2009). Dwayne Jones and Ronald Roberts, Jr. each had NBA stints while undrafted free agent Langston Galloway earned All-Rookie Second Team honors with the New York Knicks in 2014-15. Nelson (Denver), Galloway (New Orleans) and Bembry (Atlanta) are currently playing in the NBA.

Martelli has been at his best when it counts the most as his 18 postseason wins (7 NCAA, 11 NIT) are the most in school history. He has taken SJU to the postseason in four of the last five years, and 13 times in his 21 seasons at SJU.

Saint Joseph's 2015-16 team made its mark as one of the best in school history, compiling a 28-8 record for the second-most victories for a Hawk team. SJU won its second A-10 title in three seasons and advanced to the NCAA Second Round for the first time since 2004. Martelli, who recorded his 400th career win, earned Big 5 Coach of the Year honors as the Hawks were the third most improved team in the nation. He also had two of the best players in the league, as DeAndre' Bembry was the A-10 Player of the Year and Isaiah Miles was the Most

Improved Player, with both earning All-Conference honors.

He has also served the game of basketball as a Past President of the NABC's Board of Directors and as member of the NCAA Division I Men's Ethics Coalition. In 2016, he was honored with the Gene Bartow Award by Collegen insider.com for outstanding achievement and contributions to the game.

The 2014-15 Hawks were challenged after losing three All-Conference players from the 2014 A-10 champion team, but saw the emergence of sophomore DeAndre' Bembry as he topped the A-10 in scoring and earned All-Conference First Team honors.

In 2013-14, Martelli and his veteran team turned in one of the more memorable seasons in school history, adding another A-10 Championship to his résumé. The Hawks, led by seniors Langston Galloway, Halil Kanacevic and Ronald Roberts, Jr., won 20 of 26 games from mid-December and captured the school's third conference title and its first since 1997. SJU went 24-10 and reached the NCAA Tournament for the sixth time under Martelli, falling to eventual champion Connecticut.

The 2012-13 season saw an experienced Saint Joseph's squad reach the Atlantic 10 Quarterfinals and earn a second consecutive NIT bid, for the 11th postseason berth in Martelli's career.

In 2011-12, Martelli and the Hawks became one of nine teams in the nation to win 20 games after losing 20 the previous season, and also returned to the postseason with an NIT bid. Five different players received Atlantic 10 honors, the most ever for the Hawks. SJU also scored two wins over Top 25 teams (Creighton and Temple) and Martelli became SJU's all-time leader in victories.

Martelli guided young squads in 2010-11 and 2009-10, after coming off a 2008-09 season that saw the Hawks go 17-15 for his ninth consecutive winning season. Among the highlights of '08-09 was Ahmad Nivins becoming the third Hawk in six years to garner the Atlantic 10's Player of the Year Award. Nivins was also chosen by the Dallas Mavericks in the 2009 NBA Draft, becoming the third Martelli player drafted.

The 2007-08 Hawks reached the Atlantic 10 Championship game for the third time in four years and earned the program's 19th bid to the NCAA Tournament, and Martelli's fifth. The 11th-seeded Hawks fell to sixth-seeded Oklahoma in the NCAA First Round, while ending the year at 21-13.

Martelli turned in another top-notch coaching performance in 2005-06, as the Hawks went from a 10-12 record to win eight consecutive games to reach the Atlantic 10 championship game for the second year in a row. SJU earned its sixth consecutive postseason bid to the NIT.

In 2004-05, Martelli turned in perhaps a more remarkable coaching job than in 2003-04 when he was the consensus

**THE MARTELLI FILE**

**Career Record:** 407-277 (22 years)  
**Atlantic 10 Record:** 198-142  
**Postseason Record:** 18-13 (overall); 7-7 (NCAA Tournament)

**Birthdate:** August 31, 1954

**Hometown:** Media, Pa.

**Education:** Widener University, 1976

**Playing Career:** Widener University, 1972-76

**College Coaching Career:** Head Coach, Saint Joseph's University, July 20, 1995 to present; Assistant Coach, Saint Joseph's, 1985-86 to 1994-95.

**Family:** Wife, Judy; children - Phil, Jr., Jimmy, Elizabeth; grandchildren Philip Stephen, Marra, Avery, Brynley, Madalyn and Nolan.

**Honors:** 2004 Consensus National Coach of the Year; Atlantic 10 Coach of the Year (2005, 2004, 2001, 1997); USBWA District Coach of the Year (2004, 1997); Philadelphia Big 5 Coach of the Year (2016, 2004, 1997, 1996); Honorary Doctorates - Widener University 2004, Cabrini College 2006, Immaculata University 2010.

National Coach of the Year. Faced with the loss of two NBA first-round draft picks, Martelli guided SJU to 21 wins in the calendar year of 2005 to post a 24-12 record. Saint Joseph's posted the conference's best record (14-2), won its fifth straight regular-season title to tie the league record, earned the A-10's top seed and reached the title game. He was named the Atlantic 10 Coach of the Year for the second straight season and the fourth time in his career. SJU made an exciting six-game run in the NIT, falling in the title game.

In 2003-04, Martelli guided a focused and unselfish squad that became the most compelling story in college basketball. The Hawks went undefeated in the regular season, reached the pinnacle as the top-ranked team in the nation and earned the school's first-ever number-one seed in the NCAA Tournament, while advancing to the Elite Eight. Jameer Nelson was the consensus National Player of the Year and with teammate Delonte West, were both first-round selections in the NBA Draft. SJU opened the season ranked 12th in the polls and moved up throughout the year, taking the top spot on March 8, 2004, for the first time ever, while finishing fifth in the polls, for SJU's highest final ranking since 1966.

Martelli joined with Nelson to sweep the national coach and player awards, marking one of the few times in history that the top player and coach were from the same school. He was also the Atlantic 10 Coach of the Year for the third time and a repeat winner of the Big 5 Coach of the Year award.

A 1976 graduate of Widener, Martelli began his career on Hawk Hill with SJU's 1985-86 NCAA Tournament team. After 10 years as an assistant at Saint Joseph's, Martelli was named the 14th coach in school history on July 20, 1995, and just the third non-alumnus to guide SJU.

Martelli burst onto the scene in his first season (1995-96) and took the squad to the NIT championship game. He followed that in 1996-97 with the Atlantic 10 regular season and tournament titles, along with a berth in the NCAA Sweet 16.

Prior to his arrival at SJU, Martelli spent seven years as head basketball coach at Bishop Kenrick High School and had a stint as assistant coach at Widener, helping guide the Pioneers to the 1978 NCAA Division III Final Four.

As a point guard at Widener, he was part of the NCAA Tournament teams in 1975 and 1976, and set the school's single season and career assist marks.

Martelli and his wife, Judy, a former basketball player with the national champion Immaculata College teams in the 1970s, have three children - Phil, Jr., Jimmy and Elizabeth. Phil, Jr. and Elizabeth are both Saint Joseph's graduates. The Martelli's have six grandchildren - Philip Stephen, Marra, Avery, Brynley, Madalyn and Nolan.

**MARTELLI YEAR-BY-YEAR (22 seasons)**

YEAR	OVERALL			ATLANTIC 10			POSTSEASON
	W	L	PCT	W	L	PCT	
1995-96	19	13	.594	9	7	.562	NIT Runner-up
1996-97	26	7	.788	13	3	.812 *	NCAA Sweet 16
1997-98	11	17	.393	3	13	.187	
1998-99	12	18	.400	5	11	.312	
1999-00	13	16	.448	7	9	.437	
2000-01	26	7	.788	14	2	.875	NCAA 2nd Round
2001-02	19	12	.613	12	4	.750	NIT 2nd Round
2002-03	23	7	.767	12	4	.750	NCAA 1st Round
2003-04	30	2	.937	16	0	1.000	NCAA Elite Eight
2004-05	24	12	.667	14	2	.875	NIT Runner-up
2005-06	19	14	.575	9	7	.562	NIT 2nd Round
2006-07	18	14	.562	9	7	.562	
2007-08	21	13	.617	9	7	.562	NCAA 1st Round
2008-09	17	15	.530	9	7	.562	
2009-10	11	20	.343	5	11	.312	
2010-11	11	22	.333	4	12	.250	
2011-12	20	14	.589	9	7	.562	NIT 1st Round
2012-13	18	14	.562	8	8	.500	NIT 1st Round
2013-14	24	10	.705	11	5	.687 *	NCAA 1st Round
2014-15	13	18	.419	7	11	.389	
2015-16	28	8	.778	13	5	.722*	NCAA 2nd Round
2016-17	4	4	.500	0	0	.000	
<b>Totals</b>	<b>407</b>	<b>277</b>	<b>.595</b>	<b>198</b>	<b>142</b>	<b>.582</b>	<b>6 NCAA, 6 NIT</b>

\* Atlantic 10 Champion



**LAST TIME OUT:** **Shavar Newkirk** converted the game-winning three-point play with 10.7 seconds to go, and scored Saint Joseph's final 11 points, as the Hawks rallied to defeat Drexel, 72-71. Newkirk finished the game with 27 points, one shy of his career high as Saint Joseph's ended a four-game losing streak. **Lamarr Kimble** added 16 points, **Brendan Casper** scored a career-high 10 points and **Javon Baumann** grabbed a career-high nine rebounds. With the Hawks trailing, 71-69, Newkirk scored on a drive and then put in the ensuing free throw to give SJU a 72-71 lead at 10.7 seconds. On Drexel's possession, Baumann blocked an attempt, and the Dragons had one more chance, inbound with two seconds to play, but **Nick Robinson** came up with a block to preserve the win. Trailing by 11 points early in the second half, SJU used a 16-3 run and scored eight straight with baskets from Newkirk, Baumann, Casper and Kimble, whose jumper at 9:51 gave Saint Joseph's its first lead of the game, 54-52. From there the teams would trade leads and force six ties, with Drexel's biggest lead being four points, 69-65, at 2:06. Newkirk took over from there, scoring the final 11 points and the defense held Drexel without a field goal, as SJU achieved its biggest come-from-behind win of the year. Drexel controlled the first half, running out to a 17-6 lead in the first five minutes. The Dragons connected on five three-pointers in the half while SJU managed just 2-of-9 from beyond the arc. Saint Joseph's got back in the game with an 8-0 run with six straight points from Casper.

**STARRING SHAVAR:** **Shavar Newkirk** scored the Hawks' final 11 points to lift SJU to the win over Drexel and earn Big 5 Co-Player of the Week honors. Newkirk's scoring streak started with 4:27 to play, as his jumper forced a 63-63 tie. The junior connected on 3-of-3 field goals and 5-of-6 from the foul line in the final four minutes. His three-point play with 10.7 seconds left proved to be the deciding points. It was the second game-winning shot of his career as in 2015-16, he hit a short jumper with one second left to give SJU a 66-64 win over Old Dominion in the Hall of Fame Tip-Off Classic.

**WELL-GUARDED:** Saint Joseph's backcourt of **Shavar Newkirk** and **Lamarr "Fresh" Kimble** has combined to score 50 percent of the Hawks' 565 points and have each exceeded their career-highs already this year. Newkirk had a career-high 28 points in the opener vs. Toledo, with Kimble bettering his career-high by scoring 16 points. Kimble then increased his personal best vs. Columbia with 19 points, and then again with 26 points vs. Loyola Chicago. Newkirk has recorded 20-plus points in six of eight games. Last season, the duo split time at point guard so this is the first time they're seeing significant playing time together.

**INJURY UPDATE:** Freshman **Lorenzo Edwards** has been battling a shoulder injury and is out indefinitely. Junior **James Demery**, who has been sidelined since Nov. 14 with a stress fracture, will be re-evaluated this week to determine his progress towards returning to the court.

**FINAL COUNTDOWN:** The Hawks are under some extra stress as final exams started today and continue through December 20. Normally, the team has a break from games during this time, but the University made a late change to the academic calendar.

**BY THE NUMBERS:** The win over Drexel on Sunday ended a four-game losing skid for SJU, which was the longest since 2014-15.

**TWO-BY-TWO:** **Phil Martelli** has said that the Hawks need to make their two-point field goals for them to be successful. They are currently converting 45 percent (147-325) of their two-point field goals and 34.4 percent of their three-pointers. Saint Joseph's is averaging 19.2 three-point field goal attempts per game.

**RALLY CAPS:** The win over Drexel marked the largest deficit overcome by the Hawks for a victory this season. SJU trailed by 11 points in the first half and then again with 14:51 left in the second half.

**ON THE ROAD AGAIN:** The Hawks are in the midst of a stretch of four straight games on the road and currently own a 1-1 road record on the year. Last season, Saint Joseph's had the nation's only undefeated road record until a loss at Davidson on Jan. 31, which ended a streak of nine consecutive wins.

**CAN'T MISS:** **Shavar Newkirk** is putting up career-best numbers thus far while shooting 49.6 percent from the field and 43.3 percent from three-point range. The junior has scored 20-plus points in all but two games this year.

**FRESH APPROACH:** Sophomore tri-captain **Lamarr Kimble** started the season bettering his career-high for the third time in three games with 26 points vs. Loyola Chicago. Kimble shot 10-for-17 from the field and made a personal best five three-pointers. It marked the first 20-plus point game of his career.

**WORKING OVERTIME:** **Lamarr Kimble** and **Shavar Newkirk** are seeing career-high numbers in minutes played, with Kimble averaging 36.2 and Newkirk at 35.5. Kimble is third in the A-10 and ranks 20th in the nation for minutes played, while Newkirk is fifth in the league and 37th in the national rankings. Kimble played a career-high 37 minutes against both Loyola Chicago and Temple, while Newkirk reached a new career-high with 38 minutes versus Temple. The duo actually played all 20 minutes together of the second half at Drexel, for the first time this season.

**HANDS OFF:** As they have in the past few years, the Hawks are limiting their personal fouls. They lead the A-10 in fewest fouls with 137 and rank 18th in the nation. At one point last year, SJU led the nation in fewest fouls and only had 10 disqualifications all year.

**BOOST FROM BRENDAN:** Senior **Brendan Casper** scored a career-high 10 points in the win at Drexel, including a stretch of six straight during an 8-0 run in the first half. The former walk-on is now in the rotation and saw a personal-best 23 minutes of action against both Drexel and Columbia. After the Columbia game, **Phil Martelli** said, "I thought the seniors really helped. Brendan's three charges and activity, energy, and confidence. He doesn't just 'have a scholarship.' He's a scholarship player now, and he approached it like that. He has approached every day in practice like that."

**BAUMANN'S BOARDS:** Graduate student **Javon Baumann** came up big for the Hawks in the win at Drexel. He was 3-for-3 from the field and recorded a new career-high of nine rebounds while playing a season-high 22 minutes. Baumann also had a block on one of Drexel's final attempts with two seconds to go.

**EVEN MORE IMPROVED?:** Last season, the Hawks' Isaiah Miles was one of the most improved players in the nation, earning that award from the A-10 and the Big 5. Miles had increased his scoring average by seven points up to 18.1 per game and became one of the Hawks' go-to players. Although it's still early in the season, **Shavar Newkirk** has shown an even bigger increase in his scoring average. Last season he scored 8.0 points per game - he's now averaging 21.1.

**WORKING FOR A CAUSE:** Tonight's game is designated as a Coaches vs. Cancer game. **Phil Martelli** and Princeton's Mitch Henderson are both involved in the Philadelphia Coaches vs. Cancer effort. Martelli is the co-

chair of the Philadelphia group, which is one of the highest fundraising groups in the country, and is also the chair of the National Coaches vs. Cancer Council.

**TAKING CARE OF THE BALL:** SJU currently ranks eighth in the nation in fewest turnovers with 89.

**MARKELL'S MARK:** Redshirt sophomore **Markell Lodge** had quite possibly his best game as a Hawk against Temple. He scored a career-high nine points and grabbed five rebounds, while playing a personal best 24 minutes. Lodge, who has a program-record 39-inch vertical leap, excited the sellout crowd with three dunks. He followed that with a career-high 10 rebounds at Villanova.

**RAINING THREES:** Against Temple, the Hawks connected on a season-best from behind the arc, going 12-for-23. **Shavar Newkirk** led the way with 4-of-6, while **Charlie Brown** and **Lamarr Kimble** each had three. It was the most three-pointers for the Hawks since they had 10 at Massachusetts on Feb. 24, 2016.

**CHARGE IT:** Senior **Brendan Casper** has a knack for taking charges and he has taken at least one in all but two games this year. Casper took three in the first half against Columbia and had two in the recent win over Drexel.

**FOUL PLAY:** Heading into the Ole Miss game, the Hawks were converting just 67.9 percent of their free throw attempts. They shot well below that against the Rebels, going 10-for-22 (45.5%) from the line, missing six free throws in both halves of the 81-68 loss. SJU rebounded to have a good effort from the line vs. NC State, hitting 83.3 percent (10-for-12).

**GETTING IN THE SPIRIT:** The Hawks will participate in their annual Christmas Charity Project - "Hawks Helping Others". It marks the 22nd year of the project, started by head coach **Phil Martelli**, and run in conjunction with SJU's Campus Ministry, to aid needy families in West Philadelphia. The Hawks will break into teams and shop for their assigned families on Dec. 16, wrap the gifts and then deliver food and presents prior to the holiday. A collection was taken at the Temple game and raised over \$2,400 to assist in the purchase of the gifts.

**NICK OF TIME:** Freshman **Nick Robinson** had his best game to date against Temple, scoring a season-high 11 points on 4-for-7 shooting. He also connected on 2-of-3 three-pointers. Robinson replaced **James Demery** in the starting lineup beginning with the second game, after Demery was diagnosed with a stress fracture.

**TOURNEY TALES:** **Shavar Newkirk** topped the Hawks in scoring at the Paradise Jam, averaging 21.3 points in the three games. **Lamarr Kimble** scored 13.0 points while **Charlie Brown** averaged 12.0 points per game as the Hawks finished fifth in the tournament.

**A-10 ACCOLADES:** Junior **Shavar Newkirk** was named the Atlantic 10 Co-Player of the Week for Nov. 14, marking the first time in his career that he earned a conference honor. Newkirk scored a career-high 28 points and grabbed a personal best seven rebounds in the Hawks' season-opening 77-76 win over Toledo. He made a career-high 9-of-16 from the field while also hitting 7-of-9 from the foul line. In a second half which saw the lead change 25 times, Newkirk connected on a short jumper at :46 that gave the Hawks the lead for good. He also made two free throws with :25 left to help seal the win.

HONOR ROLL	
<b>Shavar Newkirk</b>	Atlantic 10 Co-Player of the Week (11/14) Big 5 Co-Player of the Week (12/12)

HAWK DOUBLES			
<b>Double-Figure Points</b>			
	<b>'16-17</b>	<b>Streak*</b>	<b>Career</b>
Shavar Newkirk	8	9	20
Lamarr Kimble	7	3	18
James Demery	2	2	26
Charlie Brown	3	--	3
Chris Clover	1	--	1
Brendan Casper	1	1	1
Javon Baumann	--	--	1
<b>20-plus Point Games</b>			
	<b>'16-17</b>	<b>Streak</b>	<b>Career</b>
Shavar Newkirk	6	1	5
Lamarr Kimble	1	--	1
<b>Double-Figure Rebounds</b>			
	<b>'16-17</b>	<b>Streak</b>	<b>Career</b>
Markell Lodge	1	1	1

\* dating back to last season

HAWK LEADERS					
(number of games led in each category; includes shared highs)					
	<u>Points</u>	<u>Rebounds</u>	<u>Assists</u>	<u>Steals</u>	<u>Blocks</u>
Shavar Newkirk	4	1	4	1	0
Lamarr Kimble	3	1	4	1	1
James Demery	0	1	0	0	0
Markell Lodge	0	1	0	0	3
Chris Clover	0	0	0	1	0
Charlie Brown	0	2	0	1	1
Javon Baumann	0	2	0	0	2
Nick Robinson	0	0	1	1	0
Brendan Casper	0	0	0	3	0

**BIG LOSS:** The Hawks suffered a huge loss when it was determined that junior **James Demery** had suffered a stress fracture in the Toledo game (Nov. 12). Demery was diagnosed with a stress fracture in the fourth metatarsal of his left foot and will be sidelined for a few weeks. A 6-6 junior, Demery had 11 points and tied his career-high with eight rebounds in the Hawks' 77-76 season opening win over Toledo. He was the team's leading returning scorer after averaging 8.0 points per game last year.

**WHAT CAN BROWN DO FOR YOU:** Freshman **Charlie Brown** went 1-for-6 from the field in his first collegiate game, but bounced back in a big way against Columbia. He scored 12 points on 5-for-8 shooting in the first half as the Hawks built up a 20-point margin, and finished with 15 points for his first double-figure game. Brown had 14 points, five rebounds and a team-high five steals against NC State.

**AN OLDER PRESENCE:** **Phil Martelli** also cited the play of graduate student **Javon Baumann** in the Columbia win. Baumann played 16 minutes and topped the team with six rebounds. "I thought Javon (Baumann) was very good with six rebounds in 16 minutes. He guards like an older guy," said Martelli.

**CALLING ON CHRIS:** Sophomore **Chris Clover** is expected to make an impact this year after seeing limited action in 2015-16. After a scoreless first game, Clover rebounded with a career-high 11 points against Columbia, shooting 5-for-8 from the field.

**YOUNG GUNS:** With freshmen **Charlie Brown** and **Nick Robinson** in the starting lineup, it's the youngest group of starters under **Phil Martelli** since 2010-11 when Langston Galloway, C.J. Aiken and Daryus Quarles started as freshmen. Because of the injury to **James Demery**, the Hawks have started two freshmen, two sophomores and a junior, beginning with the Columbia game. The average age of SJU's starting lineup is 19.6 years old.

**BANNER YEAR:** The Hawks are coming off of one of the best seasons in school history, which saw them go 28-8 and win their third Atlantic 10 Championship in two seasons. SJU was led by A-10 and Big 5 Player of the Year **DeAndre' Bemby**, and **Isaiah Miles**, the Most Improved Player in the A-10 and Big 5. Saint Joseph's was the third most improved team in the nation and the 28 victories were the second best in school history, behind only the 2003-04 NCAA Elite Eight squad, which went 30-2. SJU raised its newest championship banner in Hagan Arena in a pre-game ceremony at the season opener vs. Toledo.

**DEAN OF COACHES:** Now in his 22nd season as Saint Joseph's head coach, **Phil Martelli** is the dean of A-10 coaches. He's the Hawks' leader in wins with a 407-277 record, and has a 198-142 record in Atlantic 10 play for the most conference wins of any active coach, and the second most all-time.

**THEY'RE BACK:** Although Saint Joseph's returns 12 players from last year's A-10 champion team, only four of them averaged double-figure minutes during that season. **Shavar Newkirk** is the lone starter returning since **Pierfrancesco Oliva** will be sidelined for the year with a knee injury. **James Demery** and **Lamarr Kimble** were the other two players seeing significant playing time, making key contributions off the bench last season.

**DOUBLE DOWN:** This marks the first time in **Phil Martelli's** career that he entered the season without a returning double figure scorer. The Hawks lost **Isaiah Miles** (18.1), **DeAndre' Bemby** (17.4) and **Aaron Brown** (10.4) from last year's 28-8 team. SJU's leading returning scorers are **James Demery** (8.1) and **Shavar Newkirk** (8.0).

**RARING TO GO:** Redshirt sophomore **Markell Lodge** made his first career start vs. Toledo and had four points and two blocks. Lodge saw limited action last season in his first year after sitting out 2014-15 to concentrate on academics. A 6-8 forward from Pace Academy (N.C.), Lodge owns a vertical leap of 39 inches, which is the highest in the program's history.

**FROM THE START:** **Charlie Brown** became the fourth freshman in four years to be in the starting lineup on opening day. **Pierfrancesco Oliva** was a starter in 30 games last year. Previous freshman starters were **DeAndre' Bemby** with all 34 games in 2013-14 and **James Demery** with 29 games in 2014-15.

**HARD WORK PAYS OFF:** Senior tri-captain **Brendan Casper** was awarded a scholarship for the 2016-17 academic year. Casper joined the Hawks as a walk-on as a freshman in 2013-14 and previously earned a scholarship for the Spring 2016 semester. Entering this year he played in 42 career games, including a personal best 23 as a sophomore, and has been a member of the Hawks' two A-10 champion teams. Casper was selected to the 2016 NABC Honors Court, which recognizes academic excellence.

**WELCOME TO HAWK HILL:** The Hawks have welcomed five newcomers this season - **Charlie Brown** (Philadelphia), **Gerald Blount** (Suwanee,

### STATS BY HALF

Points	High: 50 vs. Columbia (1st) Low: 26 at Villanova (2nd)
Rebounds	High: 22 vs. NC State (1st) Low: 13 vs. Toledo (1st)
Assists	High: 10 vs. Ole Miss (1st); vs. Columbia (1st) Low: 3 vs. Loyola Chicago (both), vs. Toledo (1st)
FG%	High: 57.6% vs. Columbia (1st) Low: 25.0% at Villanova (1st)
3-pt FG%	High: 55.6% vs. Temple (2nd); vs. Toledo (1st) Low: 11.1% at Drexel (2nd), vs. NC State (1st)
FT%	High: 83.0% vs. NC State (both) Low: 33.3% vs. Temple (1st); vs. Ole Miss (1st)

### INDIVIDUAL HIGHS BY HALF

Points	16, Lamarr Kimble vs. Loyola Chicago (2nd)
Rebounds	6, Javon Baumann at Drexel (1st); Markell Lodge at Villanova (1st); Charlie Brown, Shavar Newkirk vs. Temple (1st); James Demery vs. Toledo (2nd)
Assists	6, Lamarr Kimble vs. Columbia (1st)
Blocks	2, Markell Lodge vs. Temple (1st); vs. Columbia (1st)
Steals	3, Shavar Newkirk vs. Ole Miss (1st)
FG Made	6, Shavar Newkirk at Drexel (2nd); Lamarr Kimble vs. Loyola Chicago (2nd); Shavar Newkirk vs. Toledo (2nd)
3-pt FG Made	4, Lamarr Kimble vs. Loyola Chicago (2nd);
FT Made	6, Shavar Newkirk vs. Loyola Chicago (2nd)

Ga.), **Lorenzo Edwards** (Lake Forest, Ill.), **Nick Robinson** (Chicago, Ill.) and walk-on **Toliver Freeman** (Baton Rouge, La.).

**ON THE SIDELINES:** The Hawks suffered a blow over the summer when **Pierfrancesco Oliva** had surgery in late June to repair an osteochondral defect in his right knee, a chronic condition that was aggravated in post-season workouts. After post-surgery evaluation throughout the summer, it was determined that he will need close to a year of rehabilitation. The 6-8 forward from Taranto, Italy, was a starter in 30 games for the 2016 Atlantic 10 Champion Hawks. He averaged 4.0 points and 3.7 rebounds while scoring double figures twice.

**HAWK CAPTAINS:** Graduate student **Javon Baumann**, senior **Brendan Casper** and sophomore **Lamarr Kimble** were voted as tri-captains by their teammates. Kimble is the second sophomore in the past three seasons to earn the distinction, and is the third sophomore in school history to serve as a captain. The first sophomore captain was Joe Oakes, who captained the famed "Mighty Mites" team in 1936-37.

**CAROLINA ON MY MIND:** The Hawks' roster features two players from the state of North Carolina - **James Demery** (Williamston) and **Markell Lodge** (Washington).

**A NEW MAN:** **Jai Williams** has lost close to 60 pounds since coming to campus in 2013-14. He redshirted that season to further his development and has seen limited action in the past two years. Williams was down to 240 pounds entering this season. He's seen playing time in four games thus far, and had six points against NC State.

**MY KIND OF TOWN:** Chicago-area natives **Lorenzo Edwards** and **Nick Robinson** are members of the Hawks' freshman class. Edwards played at Lake Forest High School with Robinson attending Kenwood Academy.

**PRESEASON PICK:** Saint Joseph's was picked to finish ninth in the Atlantic 10 Preseason Poll, as voted on by media and the league's coaches. Last year the Hawks were picked seventh and finished fourth in the league standings before winning the A-10 Championship.

**HOME SWEET HOME:** This marks the eighth season of Michael J. Hagan '85 Arena. The arena was dedicated in October 2009 after a two-year expansion and renovation of Alumni Memorial Fieldhouse, which was the home of the Hawks since 1949. Saint Joseph's owns a 68-33 record in the seven seasons of Hagan Arena, but a 387-115 overall record in 66 years of Hagan Arena/Alumni Memorial Fieldhouse. SJU went 12-4 on its home court last season and is currently 2-1.

**SIGN THEM UP:** **Phil Martelli** announced that Taylor Funk and Anthony Longpre signed National Letters of Intent during the early-signing period, and will attend SJU beginning next Fall. Funk is a 6-8 forward from Manheim Central High School (Pa.), who averaged 21.3 points per game as a junior. Longpre, a 6-10 forward, is originally from Canada but attends Glenelg Country School (Md.), where he averaged 12.7 points and 10.0 rebounds last year.

**NBA HAWKS:** Saint Joseph's is well-represented in the NBA with three current players. Last season's A-10 Player of the Year DeAndre' Bembry is in his first year in the league, having been drafted 21st overall by the Atlanta Hawks. Langston Galloway is in his second year in the NBA and is now with the New Orleans Pelicans after starting his career in 2014-15 with the New York Knicks. Jameer Nelson marks his 13th year in the NBA this season as a member of the Denver Nuggets.

**CRADLE OF COACHES:** The Saint Joseph's coaching connection is an impressive one. A total of seven Saint Joseph's graduates have gone on to become head coaches in the NBA, and SJU is tied with Illinois for second on the list of universities with alums that have served as NBA head coaches. Indiana tops the list with 11 graduates that have coached in the league. Jim O'Brien was the most recent NBA head coach, and his last year with the Indiana Pacers was in 2010-11. He has since returned to the NBA as an assistant coach with the Philadelphia 76ers. Below is the list of former Hawks who have held positions as NBA head coaches:

Player (Class)	NBA Teams	W-L (yrs.)
Jack Ramsay ('49)	Phila., Buf., Port., Ind.	864-783 (21)
Jim Lynam ('63)	L.A. Clippers, Phila., Wash.	328-392 (10)
Matt Guokas ('67)	Phila., Orlando	230-305 (7)
Paul Westhead ('61)	L.A. Lakers, Chicago, Denver	183-224 (6)
Jack McKinney ('57)	L.A. Lakers, Indiana	135-205 (5)
George Senesky ('43)	Philadelphia	119-97 (3)
Jim O'Brien ('74)	Indiana, Phila., Boston	303-327 (8)

**KEEPING IT IN THE FAMILY:** **Phil Martelli's** staff consists of three former Hawk players. Assistant coach **Mark Bass**, now in his 18th year, was a junior on Martelli's first team in 1995-96, and as a senior, helped the Hawks reach the NIT Final in 1997. Assistant coach **Geoff Arnold** played for the Hawks from 1982 to 1986, and was a member of the 1986 Atlantic 10 championship team. Arnold was a member of Martelli's coaching staff for one season in 1995-96, and then returned to Hawk Hill at the start of the 2008-09 season. Director of basketball operations **Rob Sullivan** was a member of the 2004 Elite Eight team.

**LOOKING AHEAD:** Saint Joseph's makes a first-time trip to Illinois State on Sunday to end the four-game road trip. SJU is home only twice in December - against Lafayette on the 22nd and GW on the 30th.

**FREE THROW SHOOTING**

**Final 5:00 of game (regulation only)**

Player	FTM	FTA	Pct.
Charlie Brown	2	2	1.000
Gerald Blount	2	2	1.000
Chris Cloverr	1	1	1.000
Shavar Newkirk	14	16	.875
Jai Williams	4	5	.800
Brendan Casper	3	4	.750
James Demery	1	2	.500
Kyle Thompson	1	2	.500
Nick Robinson	1	3	.333
Lamarr Kimble	0	1	.000
Javon Baumann	0	4	.000
<b>Totals</b>	<b>29</b>	<b>42</b>	<b>.691</b>

**Final 1:00 of game (regulation only)**

Player	FTM	FTA	Pct.
Shavar Newkirk	5	5	1.000
Charlie Brown	2	2	1.000
Gerald Blount	2	2	1.000
Chris Clover	1	1	1.000
Brendan Casper	3	4	.750
James Demery	1	2	.500
Kyle Thompson	1	2	.500
Javon Baumann	0	1	.000
<b>Totals</b>	<b>15</b>	<b>19</b>	<b>.789</b>

**HAWKS IN THE A-10 STATS**

(thru games of Dec. 11)

	Category	All	A-10
<b>Javon Baumann</b>	Off. Rebs.	18th	
<b>Charlie Brown</b>	3FG Pct.	8th	--
	3FG Made	11th	--
<b>Lamarr Kimble</b>	Scoring	16th	--
	Assists	9th-T	--
	Ast/TO Ratio	11th	--
	Minutes	4th	--
<b>Markell Lodge</b>	Off. Rebs.	15th	--
<b>Shavar Newkirk</b>	Scoring	3rd	--
	Assists	9th-T	--
	3FG Pct.	7th	--
	Ast/TO Ratio	4th	--
	Minutes	5th	--

TEAM	Category	All	A-10
	Scoring Off	10th	--
	Scoring Def	12th	--
	Scoring Marg	13th	--
	FT Pct.	12th	--
	FG Pct.	11th	--
	FG Pct. Def	12th	--
	3FG Pct.	6th	--
	3FG Pct. Def	12th	--
	Reb. Offense	9th	--
	Reb. Defense	8th	--
	Reb. Margin	9th	--
	Blocks	11th	--
	Assists	14th	--
	Steals	11th	--
	TO Marg	4th	--
	Ast/TO Ratio	8th	--
	Off. Rebs	5th	--
	Def. Rebs	12th	--
	Def. Reb. Pct.	6th	--
	Off. Reb. Pct.	6th	--
	3FG Made	10th	--



**THE LAST TIME . . .**

**SAINT JOSEPH'S . . .**

Won in overtime . . . . .	66-65 at Temple, 12/13/15
Lost in overtime . . . . .	70-60 vs. St. Bonaventure, 2/21/15
Won in double overtime . . . . .	83-81 over Lafayette, 12/29/00
Lost in double overtime . . . . .	98-93 at St. Bonaventure, 2/29/12
Won in triple overtime . . . . .	92-86 over Rhode Island, 1/10/09
Played a Top 10 opponent . . . . .	88-57 loss at #2 Villanova, 12/3/16
Played a ranked opponent . . . . .	88-57 loss at #2 Villanova, 12/3/16
Defeated a Top 10 opponent . . . . .	71-66 win over #8 Xavier, 3/6/08
Defeated a Top 25 opponent . . . . .	79-70 win over #15/13 Dayton, 2/17/16
Was ranked in the Top 25 . . . . .	#25 by USA Today, 3/14/16
Won by 50 points or more . . . . .	114-63 (51 pts) over St. Bonaventure, 1/24/04
Won by 40-49 points . . . . .	82-42 (40 pts) over Penn, 1/19/08
Won by 30-39 points . . . . .	81-44 (37 pts) over Rhode Island, 3/6/13
Won by 20-29 points . . . . .	85-65 (20 pts) over Columbia, 11/14/16
Scored 100 points or more . . . . .	114-63 win over St. Bonaventure, 1/24/04
Scored less than 50 points . . . . .	60-49 loss to St. Bonaventure, 3/12/15
Shot 60 percent or better . . . . .	64.8% vs. VCU, 3/13/16
Shot 50-59 percent . . . . .	55.2% vs. Columbia, 11/14/16
Shot under 30 percent . . . . .	25.5% vs. St. Bonaventure, 3/12/15
Made 10 or more 3-point field goals . . . . .	10 at Massachusetts, 2/24/16
Did not make any 3-point field goals . . . . .	0 vs. Massachusetts, 2/26/09
Totaled 50 or more rebounds . . . . .	50 at St. Bonaventure, 1/14/09
Had less than 25 rebounds . . . . .	19 at La Salle, 2/16/13
Totaled 20 or more assists . . . . .	21 vs. Saint Louis, 2/28/16
Had 20 or more turnovers . . . . .	20 at #20 VCU, 1/10/15
Had 15 or more steals . . . . .	15 vs. Lehigh, 12/20/09
Had 10 or more blocks . . . . .	10 at Duquesne, 1/12/13
Had 4 players in double figures . . . . .	vs. Columbia, 11/14/16
Had 5 players in double figures . . . . .	vs. George Washington, 3/11/16

**A SAINT JOSEPH'S PLAYER . . .**

Scored 40 or more points . . . . .	47, Tony Costner vs. Alaska-Anchorage, 12/30/83 **
Scored 30 or more points . . . . .	30, DeAndre' Bembry vs. VCU, 3/13/16
Scored 25-29 points: . . . . .	27, Shavar Newkirk at Drexel, 12/11/16
Scored 20-24 points: . . . . .	22, Shavar Newkirk vs. Temple, 11/30/16
Made 8 or more 3-point field goals: . . . . .	10, Langston Galloway vs. Fordham, 2/22/14 **
Made 10 or more free throws: . . . . .	11, Isaiah Miles vs. Virginia Tech, 12/22/15
Shot 100 percent from the field (min. 5 md) . . . . .	6-for-6, Ronald Roberts, Jr. vs. VCU, 3/16/14
Attempted 15 or more free throws: . . . . .	15, DeAndre' Bembry vs. Drexel, 11/13/15
Attempted 20 or more field goals: . . . . .	21, DeAndre' Bembry vs. Rhode Island, 1/10/16
Had 10-19 rebounds: . . . . .	10, Markell Lodge at #2 Villanova, 12/3/16
Had 20 or more rebounds: . . . . .	20, Ahmad Nivins vs. Rhode Island, 1/10/09
Had 10 or more blocks: . . . . .	10, Dwayne Jones vs. St. Bonaventure, 3/19/05
Had 5-9 blocks: . . . . .	5, Javon Baumann at La Salle, 1/27/15
Had 5 or more steals: . . . . .	5, DeAndre' Bembry at La Salle, 1/27/15
Had 10 or more assists: . . . . .	12, Halil Kanacevic at Penn, 1/18/14
Had a double-double: . . . . .	DeAndre' Bembry (16 pts, 12 rebs) vs. Oregon, 3/20/16
Had a triple-double: . . . . .	Dwayne Jones (11 pts, 11 rebs, 10 blk) vs. St. Bonaventure, 2/19/05
Played 40 minutes (in regulation): . . . . .	DeAndre' Bembry vs. Oregon, 3/20/16

**AN OPPONENT . . .**

Scored less than 50 points . . . . .	42 by Loyola Maryland, 12/9/14
Scored less than 40 points . . . . .	35 by Yale, 11/12/12
Shot under 30 percent . . . . .	28.3% by Loyola Maryland, 12/9/14
Shot 60 percent or better . . . . .	63.5% by St. Bonaventure (3/2/16)
Scored 100 points or more . . . . .	104 by Iona, 11/23/11

\*\* Denotes school record

**HAWKS BY THE NUMBERS**

**SJU's Record in Games....**

Decided by 5 points or less	2-0
Decided by 6-10 points	0-2
Decided by 11 points or more	2-3
Played during the day	1-1
Played at night	3-3
Televised	0-4
Home	2-1
Away	1-1
Neutral	1-2
In Overtime	0-0
In November	3-3
In December	1-1
In white uniforms	3-1
In crimson uniforms	1-3
When winning the opening tip-off	2-3

**SJU's Record When Scoring....**

Less than 60 points	0-1
60-69 points	0-2
70-79 points	3-1
80-89 points	1-0
90-99 points	0-0

**SJU's Record When Allowing....**

Less than 60 points	1-0
60-69 points	1-0
70-79 points	2-2
80-89 points	0-2
90-100 points	0-0

**SJU's Record When....**

Leading at the half	2-0
Trailing at the half	2-4
Tied at the half	0-0

**SJU's Record When Shooting...**

50% or better	1-0
Less than 50%	3-4
Less than 30%	0-0
Better than opponent	3-0
Worse than opponent	1-4

**SJU's Record When...**

Outbounding opponent	1-2
Outbounded by opponent	3-2
Equal rebounds as opponent	0-0
Committing fewer TOs than opponent	4-2
Committing more TOs than opponent	0-2
Equal TOs as opponent	0-0
Committing 14 or fewer TOs	3-4
Committing 15 or more TOs	1-0
Newkirk scores double figures	4-4
Kimble scores double figures	4-3
Brown scores double figures	1-2
Demery scores double figures	1-0
Four players score double figures	2-0
Five players score double figures	0-0

**MISCELLANEOUS STATS**

**Largest winning margin:** 20 vs. Columbia  
**Largest lead in a game:** 26 vs. Columbia  
**Largest margin of defeat:** 31 at Villanova  
**Largest deficit in a game:** 34 at Villanova  
**Largest deficit overcome to win:** 11 at Drexel  
**Largest winning margin lost:** 11 vs. NC State

## THE HAWK

One of the most famous mascots in college sports, the Saint Joseph's Hawk celebrates its 60th anniversary in 2015-16.

The Hawk is best known for staying in constant motion by flapping its wings throughout every basketball game and representing the Saint Joseph's motto, "The Hawk Will Never Die".

The idea for the Hawk as a mascot was originated by Jim Brennan during the 1954-55 season. Brennan, an ex-Marine and SJU cheerleader, at first wanted to secure an actual hawk, but later switched to the costume idea. The student government raised the 120 dollars needed to buy the initial costume, which Brennan donned for three years. He made his debut as the Hawk on January 4, 1956, a 69-56 win over La Salle at the Palestra. The Hawk has not missed a men's basketball game since that first season.



In addition to the constant flapping, the Hawk is also recognized by its "flying" in figure eights around the court during timeouts. The constant motion, coupled with the scrappy play of the University's athletic teams, helped to spawn the school's familiar slogan "The Hawk Will Never Die!" A few years ago, ESPN used a "flap-o-meter" on the national telecast of a Saint Joseph's game to estimate that the Hawk flaps its wings 3,500 times during a regulation game.

The Hawk is unique because it is one of the few mascots in the nation that travels to every game, and the student who holds the position gains a tuition scholarship. The student, who is selected through an interview process during the previous spring semester, also serves as a team manager for the men's basketball team and travels with the squad.

**Timmy Parks** becomes the 37th student to wear the wings in 2015-16. He is a junior accounting major from Wilmington, Del.

## SAINT JOSEPH'S

The corporate title of "Saint" Joseph's University, which has been in place since Saint Joseph's was granted university status by the Commonwealth of Pennsylvania in 1979, is now the public title of the institution for all aspects of its operations.

**Official reference:** Saint Joseph's University  
Saint Joseph's

**Acceptable in headlines or informal references:**  
Saint Joseph's  
SJU  
St. Joe's

**UNACCEPTABLE:** St. Joseph's



## ON THE AIR

**TV:** Saint Joseph's will have a strong television presence in 2016-17, with a total of 19 games scheduled for national television coverage. (Complete schedule on page 2)

**RADIO:** Saint Joseph's University will partner with a pair of Philadelphia radio stations to broadcast all 30 regular-season men's basketball games this year, with the games being aired on either 610 Sports and WTMR AM 800. The Saint Joseph's Sports Network team of Matt Martucci and Lunardi will return for their eighth season together, with Lunardi is marking his 27th year as the Hawks' color analyst.

**VIDEO STREAMING:** This season, live video broadcasts of many SJU games will be broadcast through the Atlantic 10 Digital Network. A subscription is necessary. (See schedule on pg. 2)

**INTERNET:** Information for Saint Joseph's basketball is found at SJU's athletics website, [www.SJUHawks.com](http://www.SJUHawks.com) with statistics, updated game notes, and live in-game statistics for all Hawk home games, and selected road games. Through Hawks All-Access, fans can follow every home game through audio streaming as well as video streaming for non-televised games. All road games are covered with audio streaming while video streaming also available for selected ones. Video features on the team will also be available on the site.

**610  
SPORTS**

**wtmr**  
AM RADIO 800

For articles on the Hawks, go to  
"Hawks in the News" on [SJUHawks.com](http://SJUHawks.com)

<http://tinyurl.com/SJUClippings1617>

Media Guide Online at [SJUHawks.com](http://SJUHawks.com)

<http://tinyurl.com/SJUGuide-1617>

## CAREER HIGHS

## #34 JAVON BAUMANN

PTS: 11 vs. Western Kentucky (11/27/14)  
 REB: 9 at Drexel (12/11/16)  
 AST: 2 (5x) last at La Salle (1/27/15)  
 FGM: 5 vs. Western Kentucky (11/27/14)  
 FGA: 6 vs. Western Kentucky (11/27/14)  
 3FGM: --  
 3FGA: --  
 FTM: 2 (2x) last vs. Loyola Chicago (11/18/16)  
 FTA: 5 vs. Loyola Chicago (11/18/16)  
 BLK: 5 (2x) last at La Salle (1/27/15)  
 STL: 4 vs. Vermont (11/22/14)  
 TO: 3 (3x) last vs. Richmond (2/28/15)  
 MIN: 32 vs. Western Kentucky (11/27/14)

## #10 GERALD BLOUNT

PTS: 2 vs. Columbia (11/14/16)  
 REB: 1 (2x) last at Villanova (12/3/16)  
 FGM: --  
 FGA: 1 at Villanova (12/3/16)  
 3FGM: --  
 3FGA: --  
 FTM: 2 vs. Columbia (11/14/16)  
 FTA: 2 vs. Columbia (11/14/16)  
 AST: --  
 BLK: --  
 STL: --  
 TO: --  
 MIN: 3 vs. Columbia (11/14/16)

## #2 CHARLIE BROWN

PTS: 15 vs. Columbia (11/14/16)  
 REB: 7 vs. Temple (11/30/16)  
 FGM: 6 vs. Columbia (11/14/16)  
 FGA: 12 (2x) last vs. Temple (11/30/16)  
 3FGM: 3 (4x) last vs. Temple (11/30/16)  
 3FGA: 7 vs. Temple (11/30/16)  
 FTM: 4 vs. Loyola Chicago (11/18/16)  
 FTA: 4 vs. Loyola Chicago (11/18/16)  
 AST: 2 (2x) last at Drexel (12/11/16)  
 BLK: 2 vs. Toledo (11/12/16)  
 STL: 3 (2x) last vs. NC State (11/21/16)  
 TO: 2 vs. Loyola Chicago (11/18/16)  
 MIN: 33 vs. NC State (11/21/16)

## #3 MIKE BOOTH

PTS: 2 vs. Virginia Tech (12/22/15)  
 REB: 1 (3x) last vs. La Salle (2/13/16)  
 FGM: --  
 FGA: 1 (4x) last at Villanova (12/3/16)  
 3FGM: --  
 3FGA: 1 (2x) last vs. Fordham (1/16/16)  
 FTM: 2 vs. Virginia Tech (12/22/15)  
 FTA: 2 (2x) last vs. Virginia Tech (12/22/15)  
 AST: --  
 BLK: --  
 STL: --  
 TO: 1 vs. VCU (3/13/16)  
 MIN: 2 (7x) last vs. Columbia (11/14/16)

## #20 BRENDAN CASPER

PTS: 10 at Drexel (12/11/16)  
 REB: 9 at Villanova (12/6/14)  
 AST: 2 (2x) last at Drexel (12/11/16)  
 FGM: 4 at Villanova (12/6/14)  
 FGA: 9 at Villanova (12/6/14)  
 3FGM: 1 (2x) last vs. Columbia (11/14/16)  
 3FGA: 2 vs. Loyola Maryland (12/9/14)  
 FTM: 4 (2x) last at Drexel (12/11/16)  
 FTA: 5 (2x) last vs. Loyola Chicago (11/18/16)  
 BLK: 1 (2x) last at Villanova (12/6/14)  
 STL: 2 (3x) last at Drexel (12/11/16)  
 TO: 5 at Villanova (12/6/14)  
 MIN: 23 (2x) last at Drexel (12/11/16)

## #15 CHRIS CLOVER

PTS: 11 vs. Columbia (11/14/16)  
 REB: 5 vs. NC State (11/21/16)  
 FGM: 5 vs. Columbia (11/14/16)  
 FGA: 8 vs. Columbia (11/14/16)  
 3FGM: 2 vs. Ole Miss (11/20/16)  
 3FGA: 4 vs. Ole Miss (11/20/16)  
 FTM: 3 vs. La Salle (2/13/16)  
 FTA: 4 vs. La Salle (2/13/16)  
 AST: 1 (2x) last at Villanova (12/3/16)  
 BLK: --  
 STL: 2 (2x) last vs. Ole Miss (11/20/16)  
 TO: 3 (2x) last vs. Ole Miss (11/20/16)  
 MIN: 20 vs. NC State (11/21/16)

## #25 JAMES DEMERY

PTS: 17 (2x) last vs. La Salle (2/13/16)  
 REB: 8 (2x) last vs. Toledo (11/12/16)  
 FGM: 7 (2x) last vs. La Salle (2/13/16)  
 FGA: 14 vs. Toledo (11/12/16)  
 3FGM: 3 at George Mason (1/13/16)  
 3FGA: 4 at George Mason (1/13/16)  
 FTM: 5 (2x) last vs. Massachusetts (1/27/16)  
 FTA: 8 at VCU (1/10/15)  
 AST: 4 at Fordham (2/15/15)  
 BLK: 2 at Duquesne (1/7/15)  
 STL: 3 (2x) last vs. La Salle (2/13/16)  
 TO: 5 at St. Bonaventure (1/18/15)  
 MIN: 37 vs. St. Bonaventure (2/21/15)

## #22 LORENZO EDWARDS

PTS: --  
 REB: 1 vs. Columbia (11/14/16)  
 FGM: --  
 FGA: 1 vs. Columbia (11/14/16)  
 3FGM: --  
 3FGA: 1 vs. Columbia (11/14/16)  
 FTM: --  
 FTA: --  
 AST: --  
 BLK: --  
 STL: 1 vs. Columbia (11/14/16)  
 TO: 1 vs. Columbia (11/14/16)  
 MIN: 4 vs. Columbia (11/14/16)

## #0 LAMARR KIMBLE

PTS: 26 vs. Loyola Chicago (11/18/16)  
 REB: 6 vs. Temple (11/30/16)  
 FGM: 10 vs. Loyola Chicago (11/18/16)  
 FGA: 17 vs. Loyola Chicago (11/18/16)  
 3FGM: 5 vs. Loyola Chicago (11/18/16)  
 3FGA: 8 vs. Loyola Chicago (11/18/16)  
 FTM: 5 vs. Columbia (11/14/16)  
 FTA: 6 (6x) last vs. Ole Miss (11/20/16)  
 AST: 9 (2x) last vs. Temple (11/30/16)  
 BLK: 1 (5x) last vs. Loyola Chicago (11/18/16)  
 STL: 2 (3x) last vs. Temple (11/30/16)  
 TO: 5 vs. Loyola Chicago (11/18/16)  
 MIN: 38 (2x) last at Drexel (12/11/16)

## #23 MARKELL LODGE

PTS: 9 vs. Temple (11/30/16)  
 REB: 10 at Villanova (12/3/16)  
 FGM: 4 vs. Ole Miss (11/20/16)  
 FGA: 6 (2x) last at Villanova (12/3/16)  
 3FGM: --  
 3FGA: --  
 FTM: 4 vs. Ole Miss (11/20/16)  
 FTA: 5 vs. Temple (11/30/16)  
 AST: 1 vs. Toledo (11/12/16)  
 BLK: 2 (3x) last vs. Temple (11/30/16)  
 STL: 1 vs. Loyola Chicago (11/18/16)  
 TO: 1 (6x) last at Villanova (12/3/16)  
 MIN: 24 vs. Temple (11/30/16)

## #1 SHAVAR NEWKIRK

PTS: 28 vs. Toledo (11/12/16)  
 REB: 7 (3x) last at Drexel (12/11/16)  
 FGM: 10 (2x) last at Drexel (12/11/16)  
 FGA: 18 vs. NC State (11/21/16)  
 3FGM: 4 vs. Temple (11/30/16)  
 3FGA: 6 vs. Temple (11/30/16)  
 FTM: 9 vs. Loyola Chicago (11/18/16)  
 FTA: 10 (4x) last at Drexel (12/11/16)  
 AST: 9 vs. Villanova (12/1/15)  
 BLK: 2 at Gonzaga (11/19/14)  
 STL: 4 vs. VCU (3/13/16)  
 TO: 5 (3x) last vs. Dayton (3/12/16)  
 MIN: 39 at Drexel (12/11/16)

## #5 NICK ROBINSON

PTS: 11 vs. Temple (11/30/16)  
 REB: 5 (3x) last vs. NC State (11/21/16)  
 FGM: 4 vs. Temple (11/30/16)  
 FGA: 8 (2x) last at Drexel (12/11/16)  
 3FGM: 2 vs. Temple (11/30/16)  
 3FGA: 4 at Drexel (12/11/16)  
 FTM: 3 vs. NC State (11/21/16)  
 FTA: 6 vs. NC State (11/21/16)  
 AST: 3 (3x) last vs. Ole Miss (11/20/16)  
 BLK: 1 (2x) last at Drexel (12/11/16)  
 STL: 2 vs. Columbia (11/14/16)  
 TO: 4 vs. Ole Miss (11/20/16)  
 MIN: 27 vs. Loyola Chicago (11/18/16)

## #21 KYLE THOMPSON

PTS: 2 vs. Loyola Maryland (12/9/14)  
 REB: 2 vs. Illinois State (12/19/15)  
 FGM: 1 vs. Loyola Maryland (12/9/14)  
 FGA: 1 (4x) last at Villanova (12/3/16)  
 3FGM: --  
 3FGA: 1 at Fordham (2/6/16)  
 FTM: 1 (3x) last vs. Columbia (11/14/16)  
 FTA: 2 (3x) last vs. Columbia (11/14/16)  
 AST: 1 (2x) last at Fordham (2/6/16)  
 BLK: --  
 STL: --  
 TO: 1 vs. Columbia (11/14/16)  
 MIN: 3 vs. Columbia (11/14/16)

## #13 CHRISTIAN VEGA

PTS: --  
 REB: 1 vs. Fordham (1/16/16)  
 FGM: --  
 FGA: 1 at Villanova (12/3/16)  
 3FGM: --  
 3FGA: 1 at Villanova (12/3/16)  
 FTM: --  
 FTA: --  
 AST: --  
 BLK: --  
 STL: --  
 TO: 2 vs. Fordham (1/16/16)  
 MIN: 1 (4x) last at Villanova (12/3/16)

## #32 JAI WILLIAMS

PTS: 8 vs. George Mason (2/7/15)  
 REB: 3 (2x) last at Drexel (12/11/16)  
 AST: 1 at La Salle (1/27/15)  
 FGM: 3 vs. George Mason (2/7/15)  
 FGA: 4 vs. George Mason (2/7/15)  
 3FGM: --  
 3FGA: --  
 FTM: 4 vs. NC State (11/21/16)  
 FTA: 4 vs. NC State (11/21/16)  
 BLK: 1 (4x) last vs. George Mason (2/7/15)  
 STL: 1 (3x) last vs. George Mason (2/7/15)  
 TO: 2 (3x) last vs. Fordham (1/16/16)  
 MIN: 19 vs. George Mason (2/7/15)

## SEASON HIGHS

## #34 JAVON BAUMANN

PTS: 6 at Drexel (12/11/16)  
 REB: 9 at Drexel (12/11/16)  
 AST: 1 vs. NC State (11/21/16)  
 FGM: 3 at Drexel (12/11/16)  
 FGA: 3 (4x) last at Drexel (12/11/16)  
 3FGM: --  
 3FGA: --  
 FTM: 2 vs. Loyola Chicago (11/18/16)  
 FTA: 5 vs. Loyola Chicago (11/18/16)  
 BLK: 2 (2x) last at Drexel (12/11/16)  
 STL: 1 (2x) last vs. NC State (11/21/16)  
 TO: 1 (3x) last at Villanova (12/3/16)  
 MIN: 22 at Drexel (12/11/16)

## #10 GERALD BLOUNT

PTS: 2 vs. Columbia (11/14/16)  
 REB: 1 vs. Columbia (11/14/16)  
 FGM: --  
 FGA: --  
 3FGM: --  
 3FGA: --  
 FTM: 2 vs. Columbia (11/14/16)  
 FTA: 2 vs. Columbia (11/14/16)  
 AST: --  
 BLK: --  
 STL: --  
 TO: --  
 MIN: 3 vs. Columbia (11/14/16)

## #2 CHARLIE BROWN

PTS: 15 vs. Columbia (11/14/16)  
 REB: 7 vs. Temple (11/30/16)  
 FGM: 6 vs. Columbia (11/14/16)  
 FGA: 12 (2x) last vs. Temple (11/30/16)  
 3FGM: 3 (4x) last vs. Temple (11/30/16)  
 3FGA: 7 vs. Temple (11/30/16)  
 FTM: 4 vs. Loyola Chicago (11/18/16)  
 FTA: 4 vs. Loyola Chicago (11/18/16)  
 AST: 2 (2x) last at Drexel (12/11/16)  
 BLK: 2 vs. Toledo (11/12/16)  
 STL: 3 (2x) last vs. NC State (11/21/16)  
 TO: 2 vs. Loyola Chicago (11/18/16)  
 MIN: 33 vs. NC State (11/21/16)

## #3 MIKE BOOTH

PTS: --  
 REB: --  
 FGM: --  
 FGA: 1 at Villanova (12/3/16)  
 3FGM: --  
 3FGA: --  
 FTM: --  
 FTA: --  
 AST: --  
 BLK: --  
 STL: --  
 TO: --  
 MIN: 2 vs. Columbia (11/14/16)

## #20 BRENDAN CASPER

PTS: 10 at Drexel (12/11/16)  
 REB: 5 vs. NC State (11/21/16)  
 AST: 2 at Drexel (12/11/16)  
 FGM: 3 (2x) last at Drexel (12/11/16)  
 FGA: 5 vs. NC State (11/21/16)  
 3FGM: 1 vs. Columbia (11/14/16)  
 3FGA: 2 vs. NC State (11/21/16)  
 FTM: 4 (2x) last at Drexel (12/11/16)  
 FTA: 5 vs. Loyola Chicago (11/18/16)  
 BLK: --  
 STL: 2 (2x) last at Drexel (12/11/16)  
 TO: 2 vs. Ole Miss (11/20/16)  
 MIN: 23 (2x) last at Drexel (12/11/16)

## #15 CHRIS CLOVER

PTS: 11 vs. Columbia (11/14/16)  
 REB: 5 vs. NC State (11/21/16)  
 FGM: 5 vs. Columbia (11/14/16)  
 FGA: 8 vs. Columbia (11/14/16)  
 3FGM: 2 vs. Ole Miss (11/20/16)  
 3FGA: 4 vs. Ole Miss (11/20/16)  
 FTM: 1 at Villanova (12/3/16)  
 FTA: 1 (2x) last at Villanova (12/3/16)  
 AST: 1 at Villanova (12/3/16)  
 BLK: --  
 STL: 2 (2x) last vs. Ole Miss (11/20/16)  
 TO: 3 (2x) last vs. Ole Miss (11/20/16)  
 MIN: 20 vs. NC State (11/21/16)

## #25 JAMES DEMERY

PTS: 11 vs. Toledo (11/12/16)  
 REB: 8 vs. Toledo (11/12/16)  
 FGM: 5 vs. Toledo (11/12/16)  
 FGA: 14 vs. Toledo (11/12/16)  
 3FGM: --  
 3FGA: 2 vs. Toledo (11/12/16)  
 FTM: 1 vs. Toledo (11/12/16)  
 FTA: 2 vs. Toledo (11/12/16)  
 AST: --  
 BLK: 1 vs. Toledo (11/12/16)  
 STL: 1 vs. Toledo (11/12/16)  
 TO: 4 vs. Toledo (11/12/16)  
 MIN: 32 vs. Toledo (11/12/16)

## #22 LORENZO EDWARDS

PTS: --  
 REB: 1 vs. Columbia (11/14/16)  
 FGM: --  
 FGA: 1 vs. Columbia (11/14/16)  
 3FGM: --  
 3FGA: 1 vs. Columbia (11/14/16)  
 FTM: --  
 FTA: --  
 AST: --  
 BLK: --  
 STL: 1 vs. Columbia (11/14/16)  
 TO: 1 vs. Columbia (11/14/16)  
 MIN: 4 vs. Columbia (11/14/16)

## #0 LAMARR KIMBLE

PTS: 26 vs. Loyola Chicago (11/18/16)  
 REB: 7 vs. Ole Miss (11/20/16)  
 FGM: 10 vs. Loyola Chicago (11/18/16)  
 FGA: 17 vs. Loyola Chicago (11/18/16)  
 3FGM: 5 vs. Loyola Chicago (11/18/16)  
 3FGA: 8 vs. Loyola Chicago (11/18/16)  
 FTM: 5 vs. Columbia (11/14/16)  
 FTA: 6 (2x) last vs. Columbia (11/14/16)  
 AST: 9 vs. Temple (11/30/16)  
 BLK: 1 vs. Loyola Chicago (11/18/16)  
 STL: 2 vs. Temple (11/30/16)  
 TO: 5 vs. Loyola Chicago (11/18/16)  
 MIN: 38 (2x) last at Drexel (12/11/16)

## #23 MARKELL LODGE

PTS: 9 vs. Temple (11/30/16)  
 REB: 5 vs. Temple (11/30/16)  
 FGM: 4 vs. Ole Miss (11/20/16)  
 FGA: 5 vs. Temple (11/30/16)  
 3FGM: --  
 3FGA: --  
 FTM: 1 (2x) last vs. Loyola Chicago (11/18/16)  
 FTA: 3 vs. Ole Miss (11/20/16)  
 AST: 1 vs. Toledo (11/12/16)  
 BLK: 2 (3x) last vs. Temple (11/30/16)  
 STL: 1 vs. Loyola Chicago (11/18/16)  
 TO: 1 (3x) last vs. Temple (11/30/16)  
 MIN: 19 (2x) last vs. Ole Miss (11/20/16)

## #1 SHAVAR NEWKIRK

PTS: 28 vs. Toledo (11/12/16)  
 REB: 7 (3x) last at Drexel (12/11/16)  
 FGM: 10 (2x) last at Drexel (12/11/16)  
 FGA: 18 vs. NC State (11/21/16)  
 3FGM: 4 vs. Temple (11/30/16)  
 3FGA: 6 vs. Temple (11/30/16)  
 FTM: 9 vs. Loyola Chicago (11/18/16)  
 FTA: 10 (3x) last at Drexel (12/11/16)  
 AST: 6 vs. Ole Miss (11/20/16)  
 BLK: --  
 STL: 3 vs. Ole Miss (11/20/16)  
 TO: 3 (2x) last vs. Temple (11/30/16)  
 MIN: 39 at Drexel (12/11/16)

## #5 NICK ROBINSON

PTS: 11 vs. Temple (11/30/16)  
 REB: 5 (3x) last vs. NC State (11/21/16)  
 FGM: 4 vs. Temple (11/30/16)  
 FGA: 8 (2x) last at Drexel (12/11/16)  
 3FGM: 2 vs. Temple (11/30/16)  
 3FGA: 4 at Drexel (12/11/16)  
 FTM: 3 vs. NC State (11/21/16)  
 FTA: 6 vs. NC State (11/21/16)  
 AST: 3 (3x) last vs. Ole Miss (11/20/16)  
 BLK: 1 (2x) last at Drexel (12/11/16)  
 STL: 2 vs. Columbia (11/14/16)  
 TO: 4 vs. Ole Miss (11/20/16)  
 MIN: 27 vs. Loyola Chicago (11/18/16)

## #21 KYLE THOMPSON

PTS: 1 vs. Columbia (11/14/16)  
 REB: --  
 FGM: --  
 FGA: 1 at Villanova (12/3/16)  
 3FGM: --  
 3FGA: --  
 FTM: 1 vs. Columbia (11/14/16)  
 FTA: 2 vs. Columbia (11/14/16)  
 AST: --  
 BLK: --  
 STL: --  
 TO: 1 vs. Columbia (11/14/16)  
 MIN: 3 vs. Columbia (11/14/16)

## #13 CHRISTIAN VEGA

PTS: --  
 REB: --  
 FGM: --  
 FGA: 1 at Villanova (12/3/16)  
 3FGM: --  
 3FGA: 1 at Villanova (12/3/16)  
 FTM: --  
 FTA: --  
 AST: --  
 BLK: --  
 STL: --  
 TO: --  
 MIN: 1 (2x) last at Villanova (12/3/16)

## #32 JAI WILLIAMS

PTS: 6 vs. NC State (11/21/16)  
 REB: 3 at Drexel (12/11/16)  
 AST: --  
 FGM: 1 (4x) last at Villanova (12/3/16)  
 FGA: 2 vs. NC State (11/21/16)  
 3FGM: --  
 3FGA: --  
 FTM: 4 vs. NC State (11/21/16)  
 FTA: 4 vs. NC State (11/21/16)  
 BLK: --  
 STL: --  
 TO: 1 vs. Toledo (11/12/16)  
 MIN: 10 (2x) last vs. NC State (11/21/16)



GAME RECAPS

Game 1: November 12, 2016 - Hagan Arena  
SJU 77 - Toledo 76

Guards **Shavar Newkirk** and **Lamarr Kimble** combined for 44 points by each hitting career-highs to lead Saint Joseph's to a 77-76 win over Toledo in the season opener for both teams at Hagan Arena. Newkirk tallied career-highs of 28 points and seven rebounds, while Kimble scored 16 points. **James Demery** had 11 points and tied his career-high with eight rebounds for SJU. The game was a back-and-forth contest with a total of 25 lead changes in the second half. SJU took the final lead of the game, 72-71, on a putback by sophomore **Markell Lodge** with 1:42 to play. Newkirk hit a jumper at :45 to increase the Hawks' lead to its biggest of the game, 74-71, and added a pair of free throws to push it to 76-71 with 25 seconds to play. Toledo countered with a layup at :19 but Demery made one of two free throws at :11 to give the Hawks a 77-73 lead. Toledo's three-pointer at the buzzer provided the final margin.

Toledo 0-1

##	Player	tot-fg		3-pt		rebounds			pf	tp	a	to	blk	s	min			
		fg	fga	fg	fga	ft	fta	of								de	tot	
23	TAYLOR, Jr., Steve	f	7	12	0	2	0	1	0	7	7	1	14	3	2	0	1	33
33	GARBER, Zach	c	1	2	0	0	3	4	1	2	3	5	5	1	2	0	0	20
01	WILLIAMS, J	g	7	13	2	4	2	2	1	1	2	5	18	1	4	0	0	26
10	DZIERZAWSKI, D	g	6	13	1	1	0	0	0	4	4	4	13	2	4	0	0	21
13	SANFORD, Jalen	g	2	6	2	4	3	5	1	2	3	0	9	1	3	1	1	33
02	ADWAY, Taylor	g	0	0	0	0	0	0	2	0	2	2	0	1	1	0	0	6
05	ROBERTS, Justin	g	0	0	0	0	0	0	0	0	0	2	0	1	0	0	0	6
25	LAUF, Jordan	g	2	4	1	3	4	4	2	1	3	2	9	2	0	0	0	21
30	KNAPKE, Luke	g	0	0	0	0	0	0	0	1	1	2	0	0	0	0	0	9
35	NAVIGATO, Natee	g	3	11	2	8	0	0	1	7	8	2	8	0	1	1	0	25
TEAM																		
Totals.....			28	61	8	22	12	16	11	27	38	25	76	12	17	2	2	200

TOTAL FG% 1st Half: 13-28 46.4%	2nd Half: 15-33 45.5%	Game: 45.9%	DEADBALL
3-Pt. FG% 1st Half: 5-12 41.7%	2nd Half: 3-10 30.0%	Game: 36.4%	REBOUNDS
F Throw % 1st Half: 10-13 76.9%	2nd Half: 2-3 66.7%	Game: 75.0%	3

Saint Joseph's 1-0

##	Player	tot-fg		3-pt		rebounds			pf	tp	a	to	blk	s	min			
		fg	fga	fg	fga	ft	fta	of								de	tot	
02	BROWN, Charlie	f	1	6	1	4	2	2	0	4	4	3	5	2	0	2	0	30
23	LODGE, Markell	f	2	2	0	0	0	0	1	0	1	3	4	1	1	2	0	19
25	DEMERY, James	f	5	14	0	2	1	2	2	6	8	2	11	0	4	1	1	32
00	KIMBLE, Lamarr	g	6	14	1	3	3	6	1	1	2	1	16	3	3	0	0	36
01	NEWKIRK, Shavar	g	9	16	3	4	7	9	1	6	7	1	28	3	1	0	1	35
05	ROBINSON, Nick	g	2	2	1	1	2	4	0	3	3	3	7	0	1	0	1	17
15	CLOVER, Chris	g	0	2	0	0	0	0	0	0	0	3	0	0	1	0	2	9
20	CASPER, Brendan	g	0	0	0	0	0	0	0	0	0	0	0	0	0	0	0	2
32	WILLIAMS, Jai	g	1	1	0	0	1	2	0	0	0	1	3	0	1	0	0	5
34	BAUMANN, Javon	g	1	3	0	0	1	3	3	2	5	3	3	0	1	0	0	15
TEAM																		
Totals.....			27	60	6	14	17	28	9	23	32	20	77	9	13	5	5	200

TOTAL FG% 1st Half: 12-27 44.4%	2nd Half: 15-33 45.5%	Game: 45.0%	DEADBALL
3-Pt. FG% 1st Half: 5-9 55.6%	2nd Half: 1-5 20.0%	Game: 42.9%	REBOUNDS
F Throw % 1st Half: 11-15 73.3%	2nd Half: 6-13 46.2%	Game: 60.7%	8

Officials: Dwayne Gladden, Tony Crisp, Paul Szelc  
Technical fouls: Toledo-None. Saint Joseph's-None.  
Attendance: 4,200

Score by Periods	1st	2nd	Total
Toledo	41	35	76
Saint Joseph's	40	37	77

Game 2: November 14, 2016 - Hagan Arena  
SJU 85 - Columbia 65

**Lamarr Kimble** scored a career-high 19 points and **Shavar Newkirk** scored 17 to lead Saint Joseph's past Columbia, 85-65. **Charlie Brown**, who scored 12 points in the first half, tallied 15 for the first double-figure game of his career, while **Chris Clover** tallied a career-high 11 points. The Hawks were playing without starting forward James Demery who suffered a stress fracture in his foot in the season opener versus Toledo. Saint Joseph's never trailed in the game and after back-to-back threes by Brown and Robinson, took a 17-6 lead in the first seven minutes. Leading 17-8, Kimble and Brown combined to score nine straight, with a dunk from Brown pushing the SJU lead to 26-11. SJU, which shot 57.6 percent from the field in the half, increased the margin to 20, 38-18, on a layup from Newkirk at 6:54. The Hawks took their biggest lead of the half, 50-27, on a three-pointer at the buzzer by **Brendan Casper**, who added seven points. The Hawks maintained the 20-plus point lead for most of the half, except for a 5-0 run by Columbia that cut the margin to 60-45 at 10:40. Saint Joseph's took its biggest lead of the contest, 78-52, on a three from Brown at 4:41.

Columbia 1-1

##	Player	tot-fg		3-pt		rebounds			pf	tp	a	to	blk	s	min			
		fg	fga	fg	fga	ft	fta	of								de	tot	
11	MEISNER, Lukas	f	1	4	0	2	0	0	0	1	4	5	2	2	0	3	0	25
33	PETRASEK, Luke	f	1	9	0	3	1	1	0	3	3	2	3	3	0	0	0	28
12	SMITH, Mike	g	2	4	1	1	2	2	0	1	1	1	7	1	2	0	0	21
20	KILLINGSWORTH,	g	6	9	3	6	2	2	2	1	3	0	17	0	1	0	0	20
22	HICKMAN, Nate	g	5	10	4	7	0	0	0	3	3	3	14	1	1	0	0	19
02	PANAYIOTOU, A	g	0	0	0	0	0	0	0	0	0	0	0	0	1	0	0	2
03	TAPE, Patrick	g	1	2	0	0	3	4	1	1	2	1	5	0	0	0	1	4
04	HUNTER, Rodney	g	0	0	0	0	2	2	0	0	0	1	2	0	0	0	0	10
05	DAVIS, CJ	g	3	5	1	1	0	0	0	0	0	2	7	1	1	0	1	14
10	ADLESH, Quinton	g	0	5	0	4	0	0	0	0	0	2	0	4	3	0	1	22
14	JACKSON, Kendall	g	0	1	0	0	0	0	0	2	2	3	0	1	0	0	0	9
21	BARBA, Peter	g	1	1	0	0	0	0	0	0	0	0	2	0	0	0	0	3
24	SICA, John	g	0	0	0	0	0	0	0	2	2	2	0	0	0	0	0	3
32	MCCOMBER, Chris	g	2	3	0	1	2	5	1	1	2	2	6	1	0	0	0	15

52 VOSS, Conor	0	1	0	0	0	0	0	0	0	0	1	0	1	0	0	0	5
TEAM																	
Totals.....	22	54	9	25	12	16	8	22	30	22	65	13	15	0	3	200	

TOTAL FG% 1st Half: 9-28 32.1%	2nd Half: 13-26 50.0%	Game: 40.7%	DEADBALL
3-Pt. FG% 1st Half: 4-13 30.8%	2nd Half: 5-12 41.7%	Game: 36.0%	REBOUNDS
F Throw % 1st Half: 5-5 100%	2nd Half: 7-11 63.6%	Game: 75.0%	3

Saint Joseph's 2-0

##	Player	tot-fg		3-pt		rebounds			pf	tp	a	to	blk	s	min			
		fg	fga	fg	fga	ft	fta	of								de	tot	
02	BROWN, Charlie	f	6	10	3	5	0	0	0	5	5	2	15	1	0	1	24	
05	ROBINSON, Nick	f	2	4	1	2	0	1	1	4	5	1	5	3	1	1	2	26
23	LODGE, Markell	f	0	0	0	0	1	2	0	3	3	0	1	0	0	2	0	16
00	KIMBLE, Lamarr	g	7	16	0	7	5	6	0	3	3	1	19	8	1	0	0	31
01	NEWKIRK, Shavar	g	6	12	1	5	4	4	2	1	3	3	17	4	1	0	1	30
03	BOOTH, Michael	g	0	0	0	0	0	0	0	0	0	0	0	0	0	0	0	2
10	BLOUNT, Gerald	g	0	0	0	2	2	1	0	1	0	2	0	0	0	0	0	3
13	VEGA, Christian	g	0	0	0	0	0	0	0	0	1	0	0	0	0	0	0	1
15	CLOVER, Chris	g	5	8	1	2	0	0	1	1	2	3	11	0	1	0	1	13
20	CASPER, Brendan	g	3	4	1	1	0	0	0	2	2	7	0	1	0	1	0	23
21	THOMPSON, Kyle	g	0	0	0	0	1	2	0	0	0	0	1	0	1	0	0	3
22	EDWARDS, Lorenzo	g	0	1	0	1	0	0	1	0	1	0	0	0	1	0	1	4
32	WILLIAMS, Jai	g	1	1	0	0	1	3	1	0	1	1	3	0	0	0	0	8
34	BAUMANN, Javon	g	2	2	0	0	0	1	1	5	6	1	4	0	0	2	0	16
TEAM																		
Totals.....			32	58	7	23	14	21	9	26	35	15	85	16	8	5	7	200

TOTAL FG% 1st Half: 19-33 57.6%	2nd Half: 13-25 52.0%	Game: 55.2%	DEADBALL
3-Pt. FG% 1st Half: 5-10 50.0%	2nd Half: 2-13 15.4%	Game: 30.4%	REBOUNDS
F Throw % 1st Half: 7-9 77.8%	2nd Half: 7-12 58.3%	Game: 66.7%	1

Officials: Nathan Farrell, Kevin Fehr, Tom Morrissey  
Technical fouls: Columbia-None. Saint Joseph's-None.  
Attendance: 3,543

Score by Periods	1st	2nd	Total
Columbia	27	38	65
Saint Joseph's	50	35	85

Game 3: Paradise Jam - November 18, 2016  
Univ. of Virgin Islands Arena - St. Thomas, USVI  
SJU 71 - Loyola Chicago 57

**Lamarr Kimble** scored a career-high 26 points and **Shavar Newkirk** added 20 as Saint Joseph's defeated Loyola Chicago, 71-57, in the opening round of the 2016 Paradise Jam at the University of the Virgin Islands. **Charlie Brown** scored nine points and grabbed a team-high six rebounds. The Hawks led for all but a minute in the game, and fought off every Loyola run with baskets from either Kimble or Newkirk. Loyola closed to 39-35 early in the second half, but the Hawks scored seven straight that pushed SJU's lead to 45-35. Saint Joseph's took its biggest margin of the game, 53-39, at 8:33 on another three by Kimble, but saw the Ramblers cut it to 56-50 at 6:50. With the Hawks leading again by six, 60-54, at 3:35, Javon Baumann slammed home a pass from Kimble to give SJU a 62-54 lead. From there, the Hawks iced it at the foul line.

Loyola 3-1

##	Player	tot-fg		3-pt		rebounds			pf	tp</
----	--------	--------	--	------	--	----------	--	--	----	------

2016-17 SAINT JOSEPH'S BASKETBALL • 14

**Game 4: Paradise Jam - November 20, 2016**  
**Univ. of Virgin Islands Arena - St. Thomas, USVI**  
**Ole Miss 81 - SJU 68**

Ole Miss defeated Saint Joseph's, 81-68, in the semifinals of the 2016 Paradise Jam. **Shavar Newkirk** had 21 points and six assists for the Hawks, hitting 7-of-11 from the field and 6-of-10 from the foul line. **Charlie Brown** scored 13 points and **Lamarr Kimble** had 10 points and a team-high seven rebounds for SJU. The Hawks didn't help themselves at the foul line, shooting just 10-for-22 in the game, while Ole Miss shot 15-for-19. Leading 41-37 at halftime, Ole Miss opened the half with a 12-5 run to take its biggest lead at that point, 53-42, at 16:15. The Hawks chipped away and after a putback by **Javon Baumann**, and a layup and then a free throw by Kimble, cut the deficit to 54-49. But Ole Miss had an answer every time, as the Rebels built their lead back to 57-49. After falling behind by double digits again, 60-50, the Hawks cut it to eight, 60-52, on free throws by Newkirk, but that would be the closest SJU would come the rest of the way. Ole Miss went on a 13-5 run to take its biggest lead of the game, 73-57, with 5:23 remaining. In the first half, after SJU had a 10-8 lead, Ole Miss went on an 11-4 run to go up 17-12. SJU had an early 28-24 lead but the Rebels regained the lead 29-28 and increased it to 32-28. Trailing 35-30, the Hawks closed to 35-33 on a three by **Nick Robinson**. The Rebels then took their biggest lead of the half, 39-33, on a three with under four minutes to play. SJU closed within 39-37 on a three by Brown before Ole Miss ended the half with a basket at the buzzer.

Saint Joseph's 3-1

##	Player	fg	fga	3-pt	fga	ft	fta	rebounds			of	de	tot	pf	tp	a	to	blk	s	min
02	BROWN, Charlie	f	5	10	3	5	0	0	1	3	4	3	13	0	1	0	1	0	1	33
05	ROBINSON, Nick	f	1	5	1	3	1	2	0	5	5	1	4	3	4	0	1	2	0	19
23	LODGE, Markell	f	4	4	0	0	0	3	0	2	2	2	8	0	0	0	0	0	0	19
00	KIMBLE, Lamarr	g	3	13	1	6	3	6	3	4	7	2	10	4	0	0	0	0	37	
01	NEWKIRK, Shavar	g	7	11	1	3	6	10	1	2	3	3	21	6	2	0	3	35	35	
15	CLOVER, Chris	g	3	7	2	4	0	1	0	0	0	0	8	0	3	0	2	15	15	
20	CASPER, Brendan	g	0	3	0	1	0	0	0	2	2	3	0	1	2	0	1	18	18	
32	WILLIAMS, Jai	g	0	0	0	0	0	0	0	1	1	2	0	0	0	0	0	10	10	
34	BAUMANN, Javon	g	2	2	0	0	0	0	2	3	5	3	4	0	1	0	0	11	11	
TEAM		4 4																		
Totals.....		25	55	8	22	10	22	7	26	33	19	68	14	13	0	8	200			

TOTAL FG% 1st Half: 14-27 51.9%	2nd Half: 11-28 39.3%	Game: 45.5%	DEADBALL
3-Pt. FG% 1st Half: 6-11 54.5%	2nd Half: 2-11 18.2%	Game: 36.4%	REBOUNDS
F Throw % 1st Half: 3-9 33.3%	2nd Half: 7-13 53.8%	Game: 45.5%	7

Ole Miss 4-0

##	Player	fg	fga	3-pt	fga	ft	fta	rebounds			of	de	tot	pf	tp	a	to	blk	s	min
05	HYMON, M	f	1	1	0	0	1	0	2	2	3	2	0	0	1	1	1	20		20
11	SAIZ, Sebastian	f	9	13	2	2	6	8	3	9	12	4	26	0	4	0	1	1	33	33
01	BURNETT, D	g	5	19	3	8	7	8	0	4	4	0	20	5	2	0	1	36	36	
02	NEAL, Cullen	g	3	8	3	7	2	2	0	2	2	0	11	3	0	0	1	34	34	
14	BROOKS, Rasheed	g	4	9	3	5	0	0	2	3	5	4	11	3	3	0	0	21	21	
00	FITZPATRICK-DORSEY	g	1	2	0	1	0	0	1	3	4	1	2	0	2	0	0	7	7	
03	DAVIS, Terence	g	1	6	1	3	0	0	0	1	1	4	3	2	1	2	2	19	19	
04	TYREE, Breein	g	0	1	0	1	0	0	0	0	0	1	0	1	0	0	0	3	3	
12	SILINS, Karlis	g	0	0	0	0	0	0	0	0	0	0	0	0	0	0	0	2	2	
50	FURMANAVICIUS, J	g	3	5	0	1	0	0	5	5	10	3	6	2	1	1	0	25	25	
TEAM		2 2																		
Totals.....		27	64	12	28	15	19	13	29	42	20	81	16	14	4	6	200			

TOTAL FG% 1st Half: 14-35 40.0%	2nd Half: 13-29 44.8%	Game: 42.2%	DEADBALL
3-Pt. FG% 1st Half: 8-18 44.4%	2nd Half: 4-10 40.0%	Game: 42.9%	REBOUNDS
F Throw % 1st Half: 5-6 83.3%	2nd Half: 10-13 76.9%	Game: 78.9%	1

Officials: Joe Lindsay, Justin Porterfield, Duke Edsall  
 Technical fouls: Saint Joseph's-None. Ole Miss-None.  
 Attendance: 2,755

Score by Periods	1st	2nd	Total
Saint Joseph's	37	31	68
Ole Miss	41	27	68

**Game 5: Paradise Jam - November 21, 2016**  
**Univ. of Virgin Islands Arena - St. Thomas, USVI**  
**NC State 73 - SJU 63**

**Shavar Newkirk** scored 23 points but Saint Joseph's comeback fell short as the Hawks were defeated by NC State, 73-63, in the third-place game of the 2016 Paradise Jam. Newkirk shot 10-for-18 from the field, and added six rebounds and five assists for his third consecutive 20-plus point game, while **Charlie Brown** added 14 points. SJU trailed by as much as 14 points in the second half, but came within 64-58, with 3:54 left. NC State answered with a three-pointer, but Brown followed with one to bring the Hawks within 67-61 at 3:07. With NC State leading 69-63, the Wolfpack missed three shots but the Hawks couldn't come up with a rebound or the ball after a scramble. NC State regained possession and took a 71-63 lead. A missed shot by SJU and then a turnover resulted in an NC State dunk at 1:06 that sealed the win for NC State. After NC State took its biggest lead of the game, 57-43, SJU scored seven straight to come within 57-50 and Newkirk scored four in a row to cut it to 61-54. The Hawks came out strong in the first half and took an 18-9 lead, with Javon Baumann increasing it to 20-9 with a dunk. But NC State went on a 13-0 run to take a 22-20 lead with under 4:30 to go. A pair of free throws by **Jai Williams** ended the Hawks' scoring drought, but NC State maintained a 25-22 lead. SJU remained without a field goal for close to nine minutes before Newkirk's jumper at 1:59 pulled SJU within 31-26.

Saint Joseph's 3-2

##	Player	fg	fga	3-pt	fga	ft	fta	rebounds			of	de	tot	pf	tp	a	to	blk	s	min
02	BROWN, Charlie	f	5	12	3	6	1	2	1	4	5	4	14	1	0	1	3	33		33
05	ROBINSON, Nick	f	1	5	0	1	3	4	2	3	5	4	5	0	2	0	0	18		18

23	LODGE, Markell	f	2	6	0	0	0	0	6	0	6	1	4	0	1	1	0	12	12	
00	KIMBLE, Lamarr	g	1	15	1	7	0	0	1	3	4	0	3	2	1	0	1	38	38	
01	NEWKIRK, Shavar	g	10	18	1	3	2	4	2	6	3	23	5	3	1	0	20	20		
15	CLOVER, Chris	g	1	7	0	3	0	0	2	3	5	0	2	0	1	0	0	38	38	
20	CASPER, Brendan	g	1	5	0	2	0	0	2	3	5	3	2	0	0	0	1	13	13	
32	WILLIAMS, Jai	g	1	2	0	0	4	4	2	0	2	1	6	0	0	0	0	10	10	
34	BAUMANN, Javon	g	2	3	0	0	0	0	2	2	4	1	4	1	0	1	1	18	18	
TEAM		1 1																		
Totals.....		24	73	5	22	10	12	22	21	43	17	63	9	8	4	6	200			

TOTAL FG% 1st Half: 12-35 34.3%	2nd Half: 12-38 31.6%	Game: 32.9%	DEADBALL
3-Pt. FG% 1st Half: 1-9 11.1%	2nd Half: 4-13 30.8%	Game: 22.7%	REBOUNDS
F Throw % 1st Half: 5-6 83.3%	2nd Half: 5-6 83.3%	Game: 83.3%	3

NC State 4-1

##	Player	fg	fga	3-pt	fga	ft	fta	rebounds			of	de	tot	pf	tp	a	to	blk	s	min
00	ABDUL-MALIK, A	f	5	8	0	1	2	2	1	9	10	4	12	1	4	2	0	29		29
21	ANYA, Beejay	f	1	1	0	0	1	3	1	1	2	3	3	1	1	2	0	16	16	
02	DORN, Torin	g	6	9	5	6	2	2	0	4	4	1	19	1	1	0	0	40	40	
03	HENDERSON, T	g	5	10	3	5	2	2	2	1	3	1	15	1	1	2	0	40	40	
04	SMITH Jr, Dennis	g	6	15	3	6	9	10	0	3	3	1	24	8	2	0	2	39	39	
05	HICKS, Darius	g	0	0	0	0	0	1	0	2	2	1	0	0	1	0	0	4	4	
11	JOHNSON, Markell	g	0	5	0	2	0	0	0	1	1	4	0	4	0	0	2	26	26	
22	KIRK, Shaun	g	0	1	0	1	0	0	0	1	1	1	0	0	1	0	0	6	6	
TEAM		2 5 7																		
Totals.....		23	49	11	21	16	20	6	27	33	16	73	16	14	6	4	200			

TOTAL FG% 1st Half: 13-25 52.0%	2nd Half: 10-24 41.7%	Game: 46.9%	DEADBALL
3-Pt. FG% 1st Half: 7-11 63.6%	2nd Half: 4-10 40.0%	Game: 52.4%	REBOUNDS
F Throw % 1st Half: 1-4 25.0%	2nd Half: 15-16 93.8%	Game: 80.0%	2

Officials: Tim Comer, Tony Crisp, Jason Porterfield  
 Technical fouls: Saint Joseph's-None. NC State-None.  
 Attendance: 2,699

Score by Periods	1st	2nd	Total
Saint Joseph's	30	33	63
NC State	34	39	73

**Game 6: November 20, 2016 - Hagan Arena**  
**Temple 78 - SJU 72**

Obi Enechionya scored 26 points, with a three-pointer that iced the game with 1:09 left, to lead Temple to a 78-72 win over Saint Joseph's in a Big 5 game at sold-out Hagan Arena. Shavar Newkirk led SJU with 22 points, seven rebounds and five assists, Lamarr Kimble had 12 points and tied his career-high with nine assists, while freshman Nick Robinson had a season-high 11 points. With TU leading 73-69 with 2:48 to play, SJU freshman Nick Robinson hit a three-point play to pull the Hawks within 73-72. Daniel Dingle tipped in an offensive rebound at 1:35 and Enechionya blocked a Saint Joseph's shot and then hit the game-sealing three-pointer. The Hawks had a few more possessions but couldn't connect on three field goal attempts in the final minute of play. SJU trailed for most of the second half, but took a 56-55 lead at 9:16 on a three-point play by Markell Lodge. Temple quickly regained the lead and used a 9-2 run to take a 64-58 lead with 6:14 to play. SJU would pull within one point of the Owls three more times, but couldn't take the lead.

Temple 5-2, 2-0 Big 5

##	Player	fg	fga	3-pt	fga	ft	fta	rebounds			of	de	tot	pf	tp	a	to	blk	s	min
00	ENECHIONYA, Obi	f	10	22	6	12	0	0	1	4	5	0	26	1	1	1	1	40	40	
04	DINGLE, Daniel	f	3	7	1	2	0	1	2	2	4	2	7	3	0	0	1	31	31	
24	AFLAKPUI, Ernest	c	2	4	0	0	0	0	2	3	5	1	4	1	0	0	2	16	16	
02	MOORE II, Alani	g	2	5	2	5	2	2	1	4	5	1	8	2	1	0	1	28	28	
03	ALSTON, JR., Shiz	g	5	12	0	4	1	2	0	4	4	3	11	5	1	0	1	36	36	
01	BROWN, Josh	g	2	3	0	0	0	0	0	2	2	3	4	1	0	1	0	14	14	
10	WILLIAMS, Mark	g	2	3	0	1	0	0	0	2	2	3	4	0	1	0	0	11	11	
13	ROSE, Quinton	g	5	7	1	3	3	4	2	4	6	3	14	3	1	1	0	24	24	
TEAM		2 2																		
Totals.....		31	63	10	27	6	9	8	27	35	16	78	16	5	3	6	200			

TOTAL FG% 1st Half: 13-31 41.9%	2nd Half: 18-32 56.3%	Game: 49.2%	DEADBALL

2016-17 SAINT JOSEPH'S BASKETBALL • 15

Game 7: December 3, 2016 - The Pavilion - Villanova, Pa.  
#2/2 Villanova 88 - SJU 57

Lamarr Kimble scored 15 points and Shavar Newkirk added 11 more, but Saint Joseph's fell at second-ranked Villanova, 88-57, in a Big 5 matchup in front of a sellout crowd at The Pavilion. The Hawks held a 27-24 lead with six minutes remaining in the first half, but the Wildcats answered with a 20-4 run to close out the period with a 44-31 lead. Kimble and Newkirk topped the Hawks in scoring while **Markell Lodge** added a career-high 10 rebounds for SJU. Villanova kept the momentum going and opened up the second half with a 10-4 run to expand the margin to 55-35 at 16:54. The Hawks cut the deficit to under 20 points only two more times, and trailed 63-44 with 10:27 to play. VU took its biggest lead of the afternoon, 86-52, with 3:19 to play.

Saint Joseph's 3-4, 0-2 Big 5

##	Player	tot-fg		3-pt		rebounds			pf	tp	a	to	blk	s	min				
		fg	fga	fg	fga	of	de	tot											
02	BROWN, Charlie	f	2	6	1	3	3	4	2	3	5	2	8	0	1	0	0	23	
23	LODGE, Markell	f	3	6	0	0	0	0	4	6	10	2	6	0	1	0	0	23	
00	KIMBLE, Lamarr	g	6	14	1	2	2	2	1	3	4	1	15	4	3	0	0	36	
01	NEWKIRK, Shavar	g	3	15	2	4	3	4	1	1	2	2	11	4	3	0	0	33	
05	ROBINSON, Nick	g	3	8	1	3	0	0	0	1	1	1	7	1	2	0	0	21	
03	BOOTH, Michael	0	1	0	0	0	0	0	0	0	0	0	0	0	0	0	0	1	
10	BLOUNT, Gerald	0	1	0	0	0	0	0	1	0	1	0	0	0	0	0	0	1	
13	VEGA, Christian	0	1	0	1	0	0	0	0	0	0	0	0	0	0	0	0	1	
15	CLOVER, Chris	2	4	0	1	1	1	1	1	2	3	2	5	1	1	0	0	19	
20	CASPER, Brendan	1	4	0	1	0	0	0	0	2	2	0	2	0	0	0	2	18	
21	THOMPSON, Kyle	0	1	0	0	0	0	0	0	0	0	0	0	0	0	0	0	1	
32	WILLIAMS, Jai	1	1	0	0	0	0	0	0	0	0	0	2	0	0	0	0	7	
34	BAUMANN, Javon	0	0	0	0	1	2	0	0	0	0	2	1	0	1	0	0	11	
TEAM		2		4		6													
Totals.....		21	62	5	15	10	13	12	22	34	12	57	10	12	0	2	200		

TOTAL FG% 1st Half: 13-30 43.3%      2nd Half: 8-32 25.0%      Game: 33.9%      DEADBALL  
3-Pt. FG% 1st Half: 4-9 44.4%      2nd Half: 1-6 16.7%      Game: 33.3%      REBOUNDS  
F Throw % 1st Half: 1-2 50.0%      2nd Half: 9-11 81.8%      Game: 76.9%      1

Villanova 8-0, 2-0 Big 5

##	Player	tot-fg		3-pt		rebounds			pf	tp	a	to	blk	s	min				
		fg	fga	fg	fga	of	de	tot											
02	JENKINS, Kris	f	7	14	4	9	2	2	1	4	5	1	20	4	0	0	1	35	
25	BRIDGES, Mikal	f	3	5	2	3	0	0	0	5	5	4	8	1	2	1	3	21	
45	REYNOLDS, Darryl	f	5	6	0	0	3	4	1	5	6	2	13	0	2	1	0	24	
01	BRUNSON, Jalen	g	3	10	3	6	2	2	1	1	2	2	11	6	1	0	0	30	
03	HART, Josh	g	6	10	3	6	1	2	2	9	11	2	16	10	2	0	1	36	
04	PASCHALL, Eric	4	7	2	4	0	2	2	2	2	4	1	10	0	1	0	0	21	
10	DiVINCENZO, Donte	4	9	2	5	0	0	1	3	4	1	10	2	0	0	0	1	24	
24	LEIBIG, Tom	0	0	0	0	0	0	0	0	0	0	0	0	0	0	0	0	1	
34	DELANEY, Tim	0	0	0	0	0	0	0	0	0	1	0	0	0	0	0	0	3	
35	KENNEDY, Matt	0	0	0	0	0	0	0	0	0	0	0	0	0	0	0	0	1	
40	GRACE, Denny	0	0	0	0	0	0	0	0	1	1	0	0	0	1	0	0	1	
42	PAINTER, Dylan	0	1	0	1	0	0	1	2	3	0	0	0	1	0	0	0	3	
TEAM		1		1															
Totals.....		32	62	16	34	8	12	10	32	42	14	88	23	11	2	6	200		

TOTAL FG% 1st Half: 17-34 50.0%      2nd Half: 15-28 53.6%      Game: 51.6%      DEADBALL  
3-Pt. FG% 1st Half: 8-17 47.1%      2nd Half: 8-17 47.1%      Game: 47.1%      REBOUNDS  
F Throw % 1st Half: 2-4 50.0%      2nd Half: 6-8 75.0%      Game: 66.7%      1

Officials: Pat Driscoll, Michael Stephens, Matt Potter  
Technical fouls: Saint Joseph's-None. Villanova-None.  
Attendance: 6,500

Score by Periods	1st	2nd	Total
Saint Joseph's	31	26	57
Villanova	44	44	88

Game 8: December 11, 2016 - Daskalakis Center - Philadelphia  
SJU 72 - Drexel 71

Shavar Newkirk converted the game-winning three-point play with 10.7 seconds to go, and scored Saint Joseph's final 11 points, as the Hawks rallied to defeat Drexel, 72-71. Newkirk finished the game with 27 points, one shy of his career high as Saint Joseph's ended a four-game losing streak. **Lamarr Kimble** added 16 points, **Brendan Casper** scored a career-high 10 points and **Javon Baumann** grabbed a career-high nine rebounds. With the Hawks trailing, 71-69, Newkirk scored on a drive and then put in the ensuing free throw to give SJU a 72-71 lead at 10.7 seconds. On Drexel's possession, Baumann blocked an attempt, and the Dragons had one more chance, inbound with two seconds to play, but **Nick Robinson** came up with a block to preserve the win. Trailing by 11 points early in the second half, SJU used a 16-3 run and scored eight straight with baskets from Newkirk, Baumann, Casper and Kimble, whose jumper at 9:51 gave Saint Joseph's its first lead of the game, 54-52. From there the teams would trade leads and force six ties, with Drexel's biggest lead being four points, 69-65, at 2:06. Newkirk took over from there, scoring the final 11 points and the defense held Drexel without a field goal, as SJU achieved its biggest come-from-behind win of the year. Drexel controlled the first half, running out to a 17-6 lead in the first five minutes. The Dragons connected on five three-pointers in the half while SJU managed just 2-of-9 from beyond the arc. Saint Joseph's got back in the game with an 8-0 run with six straight points from Casper.

Saint Joseph's 4-4

##	Player	tot-fg		3-pt		rebounds			pf	tp	a	to	blk	s	min				
		fg	fga	fg	fga	of	de	tot											
02	BROWN, Charlie	f	2	8	1	3	2	3	0	1	1	2	7	2	1	0	30		
23	LODGE, Markell	f	1	3	0	0	1	3	2	0	2	3	3	0	0	0	12		
00	KIMBLE, Lamarr	g	5	15	2	6	4	4	0	4	4	2	16	1	4	0	38		
01	NEWKIRK, Shavar	g	10	16	0	3	7	10	3	4	7	2	27	4	1	1	0	39	
05	ROBINSON, Nick	g	1	8	0	4	0	2	0	1	1	2	2	0	1	0	15		
15	CLOVER, Chris	0	2	0	2	1	3	0	0	2	2	2	1	2	0	0	13		
20	CASPER, Brendan	3	4	0	0	4	0	4	0	4	5	10	2	0	0	2	23		
32	WILLIAMS, Jai	0	1	0	0	0	0	0	0	3	3	2	0	0	1	0	8		
34	BAUMANN, Javon	3	3	0	0	0	1	5	4	9	3	6	0	0	2	0	22		
TEAM		1		2		3		1											
Totals.....		25	60	3	18	19	30	11	25	36	24	72	10	11	4	4	200		

TOTAL FG% 1st Half: 12-31 38.7%      2nd Half: 13-29 44.8%      Game: 41.7%      DEADBALL  
3-Pt. FG% 1st Half: 2-9 22.2%      2nd Half: 1-9 11.1%      Game: 16.7%      REBOUNDS  
F Throw % 1st Half: 8-12 66.7%      2nd Half: 11-18 61.1%      Game: 63.3%      8

Drexel 4-5

##	Player	tot-fg		3-pt		rebounds			pf	tp	a	to	blk	s	min				
		fg	fga	fg	fga	of	de	tot											
05	WILLIAMS, Austin	f	0	1	0	0	1	2	0	5	5	2	1	2	1	1	0	23	
24	WILLIAMS, Rodney	f	9	17	0	1	11	16	3	7	10	4	29	2	5	1	0	36	
01	LEE, Kurk	g	6	16	3	8	1	3	1	3	4	2	16	6	1	0	0	38	
12	JONSSON, Kari	g	2	9	0	6	0	0	0	4	4	4	3	1	0	0	0	28	
15	MOJICA, Sammy	g	3	5	3	4	0	0	1	5	6	5	9	1	1	0	0	20	
04	GREEN, Sam	2	3	1	2	0	0	1	1	2	0	5	0	1	0	0	0	16	
11	MORAN, John	0	5	0	4	3	4	1	0	1	3	3	0	2	0	0	0	18	
23	BAH, Mohamed	0	0	0	0	0	0	0	2	2	1	0	0	2	0	0	5		
55	MYLES, Tyshawn	2	2	0	0	0	0	0	2	1	3	4	4	0	0	1	0	16	
TEAM		2		2		4													
Totals.....		24	58	7	25	16	25	11	30	41	25	71	14	14	3	0	200		

TOTAL FG% 1st Half: 12-27 44.4%      2nd Half: 12-31 38.7%      Game: 41.4%      DEADBALL  
3-Pt. FG% 1st Half: 5-12 41.7%      2nd Half: 2-13 15.4%      Game: 28.0%      REBOUNDS  
F Throw % 1st Half: 9-16 56.3%      2nd Half: 7-9 77.8%      Game: 64.0%      4

Officials: Jeff Anderson, Steve McClunkins, Earl Walton  
Technical fouls: Saint Joseph's-TEAM. Drexel-Mojica, Sammy.  
Attendance: 1,252

Score by Periods	1st	2nd	Total
Saint Joseph's	34	38	72
Drexel	38	33	71



**Saint Joseph's Basketball**  
**Saint Joseph's Combined Team Statistics (as of Dec 11, 2016)**  
**All games**



RECORD:	OVERALL	HOME	AWAY	NEUTRAL
ALL GAMES	4-4	2-1	1-1	1-2
CONFERENCE	0-0	0-0	0-0	0-0
NON-CONFERENCE	4-4	2-1	1-1	1-2

#	Player	gp-gs	min	avg	Total		3-Point		F-Throw		Rebounds				pf	dq	a	to	blk	stl	pts	avg
					fg-fga	fg%	3fg-fga	3fg%	ft-fta	ft%	off	def	tot	avg								
01	NEWKIRK, Shavar	8-8	284	35.5	57-115	.496	13-30	.433	42-53	.792	14	23	37	4.6	18	0	32	16	2	6	169	21.1
00	KIMBLE, Lamarr	8-8	290	36.2	42-116	.362	14-43	.326	19-29	.655	7	26	33	4.1	9	0	32	19	2	4	117	14.6
25	DEMERY, James	1-1	32	32.0	5-14	.357	0-2	.000	1-2	.500	2	6	8	8.0	2	0	0	4	1	1	11	11.0
02	BROWN, Charlie	8-8	238	29.8	26-72	.361	16-37	.432	12-15	.800	6	31	37	4.6	19	0	8	6	4	8	80	10.0
05	ROBINSON, Nick	8-7	168	21.0	15-45	.333	6-18	.333	8-16	.500	5	23	28	3.5	18	0	12	14	2	4	44	5.5
23	LODGE, Markell	8-8	139	17.4	16-25	.640	0-0	.000	6-15	.400	15	18	33	4.1	15	0	1	5	7	1	38	4.8
34	BAUMANN, Javon	8-0	133	16.6	13-18	.722	0-0	.000	5-14	.357	18	18	36	4.5	15	0	1	3	6	2	31	3.9
20	CASPER, Brendan	8-0	138	17.3	10-25	.400	1-7	.143	8-9	.889	3	17	20	2.5	20	1	3	5	0	8	29	3.6
15	CLOVER, Chris	8-0	113	14.1	12-38	.316	3-15	.200	2-5	.400	5	11	16	2.0	12	0	2	12	0	7	29	3.6
32	WILLIAMS, Jai	6-0	48	8.0	4-6	.667	0-0	.000	6-9	.667	3	4	7	1.2	7	0	0	2	0	0	14	2.3
10	BLOUNT, Gerald	2-0	4	2.0	0-1	.000	0-0	.000	2-2	1.000	2	0	2	1.0	0	0	0	0	0	0	2	1.0
21	THOMPSON, Kyle	2-0	4	2.0	0-1	.000	0-0	.000	1-2	.500	0	0	0	0.0	0	0	0	1	0	0	1	0.5
22	EDWARDS, Lorenzo	1-0	4	4.0	0-1	.000	0-1	.000	0-0	.000	1	0	1	1.0	0	0	0	1	0	1	0	0.0
03	BOOTH, Michael	2-0	3	1.5	0-1	.000	0-0	.000	0-0	.000	0	0	0	0.0	0	0	0	0	0	0	0	0.0
13	VEGA, Christian	2-0	2	1.0	0-1	.000	0-1	.000	0-0	.000	0	0	0	0.0	1	0	0	0	0	0	0	0.0
Team											8	15	23		1		1					
Total.....		8	1600		200-479	.418	53-154	.344	112-171	.655	89	192	281	35.1	137	1	91	89	24	42	565	70.6
Opponents.....		8	1600		208-464	.448	79-209	.378	94-129	.729	74	217	291	36.4	160	-	122	109	21	32	589	73.6

TEAM STATISTICS	SJU	OPP	Date	Opponent	Score	Att.
SCORING	565	589	11/12/16	TOLEDO	w 77-76	4200
Points per game	70.6	73.6	11/14/16	COLUMBIA	w 85-65	3543
Scoring margin	-3.0	-	11/18/16	vs Loyola	w 71-57	512
FIELD GOALS-ATT	200-479	208-464	11/20/16	vs Ole Miss	L 68-81	2755
Field goal pct	.418	.448	11/21/16	vs NC State	L 63-73	2699
3 POINT FG-ATT	53-154	79-209	11/30/16	TEMPLE	L 72-78	4200
3-point FG pct	.344	.378	12/03/16	at Villanova	L 57-88	6500
3-pt FG made per game	6.6	9.9	12/11/16	at Drexel	w 72-71	1252
FREE THROWS-ATT	112-171	94-129				
Free throw pct	.655	.729				
F-Throws made per game	14.0	11.8				
REBOUNDS	281	291				
Rebounds per game	35.1	36.4				
Rebounding margin	-1.2	-				
ASSISTS	91	122				
Assists per game	11.4	15.3				
TURNOVERS	89	109				
Turnovers per game	11.1	13.6				
Turnover margin	+2.5	-				
Assist/turnover ratio	1.0	1.1				
STEALS	42	32				
Steals per game	5.3	4.0				
BLOCKS	24	21				
Blocks per game	3.0	2.6				
ATTENDANCE	11943	13718				
Home games-Avg/Game	3-3981	2-3876				
Neutral site-Avg/Game	-	3-1989				

\* - Conference game

Score by Periods	1st	2nd	Totals
Saint Joseph's	288	277	565
Opponents	285	304	589





**Saint Joseph's Basketball**  
**Saint Joseph's Points-Rebounds-Assists (as of Dec 11, 2016)**  
**All games**



Opponent	Date	Score		00	01	02	03	05	10	13
				KIMBLE,LAM	NEWKIRK,SH	BROWN,CHAR	BOOTH,MICH	ROBINSON,N	BLOUNT,GER	VEGA,CHRIS
TOLEDO	11/12/16	77-76	w	16-2-3	28-7-3	5-4-2	DNP	7-3-0	DNP	DNP
COLUMBIA	11/14/16	85-65	w	19-3-8	17-3-4	15-5-1	0-0-0	5-5-3	2-1-0	0-0-0
vs Loyola	11/18/16	71-57	w	26-3-1	20-2-1	9-6-1	DNP	3-5-3	DNP	DNP
vs Ole Miss	11/20/16	68-81	L	10-7-4	21-3-6	13-4-0	DNP	4-5-3	DNP	DNP
vs NC State	11/21/16	63-73	L	3-4-2	23-6-5	14-5-1	DNP	5-5-0	DNP	DNP
TEMPLE	11/30/16	72-78	L	12-6-9	22-7-5	9-7-1	DNP	11-3-2	DNP	DNP
at Villanova	12/03/16	57-88	L	15-4-4	11-2-4	8-5-0	0-0-0	7-1-1	0-1-0	0-0-0
at Drexel	12/11/16	72-71	w	16-4-1	27-7-4	7-1-2	DNP	2-1-0	DNP	DNP

Opponent	Date	Score		15	20	21	22	23	25	32
				CLOVER,CHR	CASPER,BRE	THOMPSON,K	EDWARDS,LO	LODGE,MARK	DEMERY,JAM	WILLIAMS,J
TOLEDO	11/12/16	77-76	w	0-0-0	0-0-0	DNP	DNP	4-1-1	11-8-0	3-0-0
COLUMBIA	11/14/16	85-65	w	11-2-0	7-2-0	1-0-0	0-1-0	1-3-0	DNP	3-1-0
vs Loyola	11/18/16	71-57	w	0-3-0	6-3-0	DNP	DNP	3-4-0	DNP	DNP
vs Ole Miss	11/20/16	68-81	L	8-0-0	0-2-1	DNP	DNP	8-2-0	DNP	0-1-0
vs NC State	11/21/16	63-73	L	2-5-0	2-5-0	DNP	DNP	4-6-0	DNP	6-2-0
TEMPLE	11/30/16	72-78	L	2-1-0	2-2-0	DNP	DNP	9-5-0	DNP	DNP
at Villanova	12/03/16	57-88	L	5-3-1	2-2-0	0-0-0	DNP	6-10-0	DNP	2-0-0
at Drexel	12/11/16	72-71	w	1-2-1	10-4-2	DNP	DNP	3-2-0	DNP	0-3-0

Opponent	Date	Score		34
				BAUMANN,JA
TOLEDO	11/12/16	77-76	w	3-5-0
COLUMBIA	11/14/16	85-65	w	4-6-0
vs Loyola	11/18/16	71-57	w	4-3-0
vs Ole Miss	11/20/16	68-81	L	4-5-0
vs NC State	11/21/16	63-73	L	4-4-1
TEMPLE	11/30/16	72-78	L	5-4-0
at Villanova	12/03/16	57-88	L	1-0-0
at Drexel	12/11/16	72-71	w	6-9-0



**Saint Joseph's Basketball**  
**Saint Joseph's Team Game-by-Game (as of Dec 11, 2016)**  
**All games**




TEAM STATISTICS

Opponent	Date	Score		Total		3-Pointers		Free throws		Rebounds				pf	a	t/o	blk	stl	pts	avg
				fg-fga	pct	3fg-fga	pct	ft-fta	pct	off	def	tot	avg							
TOLEDO	11/12/16	77-76	W	27-60	.450	6-14	.429	17-28	.607	9	23	32	32.0	20	9	13	5	5	77	77.0
COLUMBIA	11/14/16	85-65	W	32-58	.552	7-23	.304	14-21	.667	9	26	35	33.5	15	16	8	5	7	85	81.0
vs Loyola	11/18/16	71-57	W	21-51	.412	7-17	.412	22-29	.759	8	24	32	33.0	16	6	15	1	7	71	77.7
vs Ole Miss	11/20/16	68-81	L	25-55	.455	8-22	.364	10-22	.455	7	26	33	33.0	19	14	13	0	8	68	75.2
vs NC State	11/21/16	63-73	L	24-73	.329	5-22	.227	10-12	.833	22	21	43	35.0	17	9	8	4	6	63	72.8
TEMPLE	11/30/16	72-78	L	25-60	.417	12-23	.522	10-16	.625	11	25	36	35.2	14	17	9	5	3	72	72.7
at Villanova	12/03/16	57-88	L	21-62	.339	5-15	.333	10-13	.769	12	22	34	35.0	12	10	12	0	2	57	70.4
at Drexel	12/11/16	72-71	W	25-60	.417	3-18	.167	19-30	.633	11	25	36	35.1	24	10	11	4	4	72	70.6
Saint Joseph's		565		200-479	.418	53-154	.344	112-171	.655	89	192	281	35.1	137	91	89	24	42	565	70.6
Opponents		589		208-464	.448	79-209	.378	94-129	.729	74	217	291	36.4	160	122	109	21	32	589	73.6

Games played: 8  
Points/game: 70.6  
FG Pct: 41.8  
3FG Pct: 34.4  
FT Pct: 65.5

Rebounds/game: 35.1  
Assists/game: 11.4  
Turnovers/game: 11.1  
Assist/turnover ratio: 1.0  
Steals/game: 5.3  
Blocks/game: 3.0



## JAVON BAUMANN

Grad. Student • Forward • 6-8 • 255  
Solms-Oberbiel, Germany  
Theodor-Heus School

Overall Stats: 3.9 ppg, 4.5 rpg, 0.8 bpg

34

### 2016-17:

- Posted career-high 9 rebounds and season-high 6 points at Drexel
- Pulled down 5 rebounds vs. Ole Miss
- Recorded 6 rebounds and added 2 blocks vs. Columbia
- Pulled down 5 rebounds vs. Toledo
- Chosen as team tri-captain


### High School/Personal:

- Played for the Licher Baeren team in Germany's Pro-B League
- Member of SJU Athletic Director's and A-10 Commissioner's Honor Rolls for Spring 2016
- Graduated with food marketing degree in December 2015
- Currently attending graduate school and pursuing an MBA in international business

### 2016-17 Game-by-Game

OPPONENT	MIN	FG-A	3PT-A	FT-A	OR	DR	TR	F	A	TO	BL	S	PT
Toledo	15	1-3	0-0	1-3	3	2	5	3	0	1	0	0	3
Columbia	16	2-2	0-0	0-1	1	5	6	1	0	0	2	0	4
Loyola-Chicago	25	1-2	0-0	2-5	3	0	3	1	0	0	0	1	4
Ole Miss	11	2-2	0-0	0-0	2	3	5	3	0	1	0	0	4
NC State	18	2-3	0-0	0-0	2	2	4	1	1	0	1	1	4
Temple	15	2-3	0-0	1-2	2	2	4	1	0	0	1	0	5
Villanova	11	0-0	0-0	1-2	0	0	0	2	0	1	0	0	1
Drexel	22	3-3	0-0	0-1	5	4	9	3	0	0	2	0	6
Princeton													
Illinois State													
Lafayette													
George Washington													
Rhode Island													
Fordham													
George Mason													
Richmond													
Massachusetts													
Penn													
St. Bonaventure													
La Salle													
Davidson													
Fordham													
Dayton													
Massachusetts													
VCU													
La Salle													
St. Bonaventure													
Saint Louis													
Rhode Island													
Duquesne													

\* Denotes game started



## BRENDAN CASPER

Senior • Forward • 6-6 • 215  
Audubon, Pa.  
Methacton

Overall Stats: 3.6 ppg, 2.5 rpg, 1.0 spg

20

### 2016-17:

- Scored career-high 10 points in career-high 23 minutes at Drexel
- Has made two steals each in most recent back-to-back games
- Pulled down season-high 5 rebounds vs. NC State
- Recorded 6 points and 4 rebounds vs. Loyola-Chicago
- Scored 7 points in career-high 23 minutes vs. Columbia
- Chosen as team tri-captain
- Received a scholarship for the entire academic year

### High School/Personal:

- Named to SJU Athletic Director's Honor Roll for both semesters last year and to A-10 Commissioner's Honor Roll for Spring 2016
- Made the Hawks' squad as a walk-on in 2013-14 and received a scholarship for Spring 2016
- 2013 Pottstown Area Player of the Year
- Averaged 20.0 points and 10.0 rebounds per game as a senior
- Father, Rob, played basketball under Phil Martelli at Bishop Kenrick
- Business administration major

### 2016-17 Game-by-Game

OPPONENT	MIN	FG-A	3PT-A	FT-A	OR	DR	TR	F	A	TO	BL	S	PT
Toledo	2	0-0	0-0	0-0	0	0	0	0	0	0	0	0	0
Columbia	23	3-4	1-1	0-0	0	2	2	2	0	1	0	1	7
Loyola-Chicago	22	1-2	0-1	4-5	0	3	3	4	0	1	0	1	6
Ole Miss	18	0-3	0-1	0-0	0	2	2	3	1	2	0	1	0
NC State	13	1-5	0-2	0-0	2	3	5	3	0	0	0	1	2
Temple	19	1-3	0-1	0-0	1	1	2	3	0	1	0	0	2
Villanova	18	1-4	0-1	0-0	0	2	2	0	0	0	0	2	2
Drexel	23	3-4	0-0	4-4	0	4	4	5	2	0	0	2	10
Princeton													
Illinois State													
Lafayette													
George Washington													
Rhode Island													
Fordham													
George Mason													
Richmond													
Massachusetts													
Penn													
St. Bonaventure													
La Salle													
Davidson													
Fordham													
Dayton													
Massachusetts													
VCU													
La Salle													
St. Bonaventure													
Saint Louis													
Rhode Island													
Duquesne													

\* Denotes game started



## MICHAEL BOOTH

Junior • Guard • 6-3 • 199  
Thornton, Pa.  
Bishop Shanahan

Overall Stats: 0.0 ppg, 0.0 rpg, 0.0 apg

3

**2016-17:**

- Saw action at Villanova
- Made season debut vs. Columbia

**High School/Personal:**

- Named to both the SJU Athletic Director's and A-10 Commissioner's Honor Roll for both semesters last year
- Made the Hawks' squad as a walk-on in 2014-15
- 2014 All-Ches-Mont League First Team and All-Area Second Team
- Holds school record for three-point field goals in a season with 55
- Grandson of SJU Hall of Famer Harry Booth, who was the Hawks' head coach from 1974 to 1978
- Pharmaceutical marketing major

### 2016-17 Game-by-Game

OPPONENT	MIN	FG-A	3PT-A	FT-A	OR	DR	TR	F	A	TO	BL	S	PT
Toledo													
Columbia	2	0-0	0-0	0-0	0	0	0	0	0	0	0	0	0
Loyola-Chicago													
Ole Miss													
NC State													
Temple													
Villanova	1	0-1	0-0	0-0	0	0	0	0	0	0	0	0	0
Drexel													
Princeton													
Illinois State													
Lafayette													
George Washington													
Rhode Island													
Fordham													
George Mason													
Richmond													
Massachusetts													
Penn													
St. Bonaventure													
La Salle													
Davidson													
Fordham													
Dayton													
Massachusetts													
VCU													
La Salle													
St. Bonaventure													
Saint Louis													
Rhode Island													
Duquesne													

\* Denotes game started



## JAMES DEMERY

Junior • Guard • 6-6 • 197  
Williamston, N.C.  
Northside Christian Academy

Overall Stats: 11.0 ppg, 8.0 rpg, 0.0 apg

25

**2016-17:**

- Out indefinitely with stress fracture in left foot
- Posted 11 points and matched career-high 8 rebounds vs. Toledo

**High School/Personal:**

- Averaged 18.0 points and 5.0 rebounds per game as a senior
- All-Conference and All-County selection
- Helped team to third straight NCISAA 2A title
- Criminal justice major

### 2016-17 Game-by-Game

OPPONENT	MIN	FG-A	3PT-A	FT-A	OR	DR	TR	F	A	TO	BL	S	PT
Toledo*	32	5-14	0-2	1-2	2	6	8	2	0	4	1	1	11
Columbia													
Loyola-Chicago													
Ole Miss													
NC State													
Temple													
Villanova													
Drexel													
Princeton													
Illinois State													
Lafayette													
George Washington													
Rhode Island													
Fordham													
George Mason													
Richmond													
Massachusetts													
Penn													
St. Bonaventure													
La Salle													
Davidson													
Fordham													
Dayton													
Massachusetts													
VCU													
La Salle													
St. Bonaventure													
Saint Louis													
Rhode Island													
Duquesne													

\* Denotes game started





## SHAVAR NEWKIRK

Junior • Guard • 6-0 • 180  
New York, N.Y.  
Cardinal Hayes

Overall Stats: 21.1 ppg, 4.6 rpg, 4.0 apg

1

### 2016-17:

- Has scored 20-plus points 6 times in 8 games
- Big 5 Co-Player of the Week (12/12) after performance at Drexel
- Hit game-winning three-pointer with 6.7 seconds to go en route to 27 points (career-high 10-of-16 FG), 7 rebs, and 4 assists at Drexel
- Hit for 22 points and added 7 rebounds vs. Temple
- Recorded 23 points, 6 rebounds, and 5 assists vs. NC State
- Had 21 points and season-high 6 assists vs. Ole Miss
- Hit for 20 points (career-high 9-of-10 FT) vs. Loyola-Chicago
- A-10 Co-Player of the Week (11/14) after performance vs. Toledo
- Registered career-high 28 pts and career-high 7 rebs vs. Toledo


### High School/Personal:

- Two-time *N.Y. Daily News* Bronx Player of the Year
- Two-time All-City and All-CHSAA First Team honoree
- Averaged 17.0 points, 7.0 assists and 4.0 rebounds as a senior
- Led Cardinal Hayes to team's first Archdiocesan title in over 40 years
- Played his freshman year at Rice High School
- Accounting major

### 2016-17 Game-by-Game

OPPONENT	MIN	FG-A	3PT-A	FT-A	OR	DR	TR	F	A	TO	BL	S	PT
Toledo*	35	9-16	3-4	7-9	1	6	7	1	3	1	0	1	28
Columbia*	30	6-12	1-5	4-4	2	1	3	3	4	1	0	1	17
Loyola-Chicago*	36	5-12	1-2	9-10	0	2	2	1	1	2	0	1	20
Ole Miss*	35	7-11	1-3	6-10	1	2	3	3	6	2	0	3	21
NC State*	38	10-18	1-3	2-2	4	2	6	3	5	3	1	0	23
Temple*	38	7-15	4-6	4-4	2	5	7	3	5	3	0	0	22
Villanova*	33	3-15	2-4	3-4	1	1	2	2	4	3	0	0	11
Drexel*	39	10-16	0-3	7-10	3	4	7	2	4	1	1	0	27
Princeton													
Illinois State													
Lafayette													
George Washington													
Rhode Island													
Fordham													
George Mason													
Richmond													
Massachusetts													
Penn													
St. Bonaventure													
La Salle													
Davidson													
Fordham													
Dayton													
Massachusetts													
VCU													
La Salle													
St. Bonaventure													
Saint Louis													
Rhode Island													
Duquesne													

\* Denotes game started



## KYLE THOMPSON

Junior • Guard • 6-2 • 191  
Mt. Laurel, N.J.  
St. Joseph's Prep

Overall Stats: 0.5 ppg, 0.0 rpg, 0.0 apg

21

### 2016-17:

- Saw action at Villanova
- Scored one point in career-high three minutes vs. Columbia

### High School/Personal:

- Made the Hawks' squad as a walk-on in 2014-15
- All-Catholic League selection as a senior
- Averaged 12 ppg and led the team in rebounds, steals and assists
- Helped The Prep to state Final Four and Catholic League final
- Interdisciplinary health services major

### 2016-17 Game-by-Game

OPPONENT	MIN	FG-A	3PT-A	FT-A	OR	DR	TR	F	A	TO	BL	S	PT
Toledo													
Columbia	3	0-0	0-0	1-2	0	0	0	0	0	1	0	0	1
Loyola-Chicago													
Ole Miss													
NC State													
Temple													
Villanova	1	0-1	0-0	0-0	0	0	0	0	0	0	0	0	0
Drexel													
Princeton													
Illinois State													
Lafayette													
George Washington													
Rhode Island													
Fordham													
George Mason													
Richmond													
Massachusetts													
Penn													
St. Bonaventure													
La Salle													
Davidson													
Fordham													
Dayton													
Massachusetts													
VCU													
La Salle													
St. Bonaventure													
Saint Louis													
Rhode Island													
Duquesne													

\* Denotes game started



## JAI WILLIAMS

Junior • Forward • 6-9 • 240  
Philadelphia, Pa.  
Philadelphia Electrical & Technical  
Charter

Overall Stats: 2.3 ppg, 1.2 rpg, 0.0 bpg

32

**2016-17:**

- Matched career-high three rebounds at Drexel
- Recorded season-high 6 points and added 2 rebounds vs. NC State
- Scored 3 points against both Toledo and Columbia

**High School/Personal:**

- Redshirted 2013-14 season
- 2013 McDonald's All-American nominee
- Two-time All-Public League selection
- Averaged 10.2 points as a senior
- Communication studies major

### 2016-17 Game-by-Game

OPPONENT	MIN	FG-A	3PT-A	FT-A	OR	DR	TR	F	A	TO	BL	S	PT
Toledo	5	1-1	0-0	1-2	0	0	0	1	0	1	0	0	3
Columbia	8	1-1	0-0	1-3	1	0	1	1	0	0	0	0	3
Loyola-Chicago	Did Not Play												
Ole Miss	10	0-0	0-0	0-0	0	1	1	2	0	0	0	0	0
NC State	10	1-2	0-0	4-4	2	0	2	1	0	0	0	0	6
Temple	Did Not Play												
Villanova	7	1-1	0-0	0-0	0	0	0	0	0	0	0	0	2
Drexel	8	0-1	0-0	0-0	0	3	3	2	0	1	0	0	0
Princeton													
Illinois State													
Lafayette													
George Washington													
Rhode Island													
Fordham													
George Mason													
Richmond													
Massachusetts													
Penn													
St. Bonaventure													
La Salle													
Davidson													
Fordham													
Dayton													
Massachusetts													
VCU													
La Salle													
St. Bonaventure													
Saint Louis													
Rhode Island													
Duquesne													

\* Denotes game started



## CHRIS CLOVER

Sophomore • Guard • 6-3 • 213  
Philadelphia, Pa.  
St. Joseph's Prep

Overall Stats: 3.6 ppg, 2.0 rpg, 0.9 spg

15

**2016-17:**

- Scored 5 points to go with 3 rebounds at Villanova
- Had career-high 5 rebs in career-high 20 minutes vs. NC State
- Scored 8 points and added 2 steals vs. Ole Miss
- Scored career-high 11 points (career-high 5-of-8 FG) vs. Columbia

**High School/Personal:**

- Philadelphia Catholic League MVP and All-League First Team pick
- Scored 20.7 points per game to rank fifth in the city in scoring
- All-State Class AAAA First Team, All-Southeastern Pennsylvania First Team, All-USA Pennsylvania First Team selection
- Selected as the 2015 Markward Club Boys Player of the Year
- Totalled 1,248 points, 405 rebounds and 117 assists in his career
- Business administration major

### 2016-17 Game-by-Game

OPPONENT	MIN	FG-A	3PT-A	FT-A	OR	DR	TR	F	A	TO	BL	S	PT
Toledo	9	0-2	0-0	0-0	0	0	0	3	0	1	0	2	0
Columbia	13	5-8	1-2	0-0	1	1	2	3	0	1	0	1	11
Loyola-Chicago	11	0-3	0-1	0-0	1	2	3	2	0	3	0	0	0
Ole Miss	15	3-7	2-4	0-1	0	0	0	0	0	3	0	2	8
NC State	20	1-7	0-3	0-0	2	3	5	0	0	1	0	0	2
Temple	13	1-5	0-2	0-0	0	1	1	0	0	0	0	1	2
Villanova	19	2-4	0-1	1-1	1	2	3	2	1	1	0	0	5
Drexel	13	0-2	0-2	1-3	0	2	2	2	1	2	0	1	1
Princeton													
Illinois State													
Lafayette													
George Washington													
Rhode Island													
Fordham													
George Mason													
Richmond													
Massachusetts													
Penn													
St. Bonaventure													
La Salle													
Davidson													
Fordham													
Dayton													
Massachusetts													
VCU													
La Salle													
St. Bonaventure													
Saint Louis													
Rhode Island													
Duquesne													

\* Denotes game started



## LAMARR KIMBLE

Sophomore • Guard • 6-0 • 190  
Philadelphia, Pa.  
Neumann-Goretti

2015-16 Atlantic 10 All-Rookie Team

0

Overall Stats: 14.6 ppg, 4.1 rpg, 4.0 apg

### 2016-17:

- Has scored in double-digits 7 times in 8 games
- Notched 16 points at Drexel and team-high 15 points at Villanova
- Matched career-highs with 9 assists and 2 steals vs. Temple
- Pulled down career-high 7 rebounds vs. Ole Miss
- Scored career-high 26 points (career-high 10-of-17 FG, 5-of-8 3FG) vs. Loyola-Chicago
- Hit for 19 points and added 8 assists vs. Columbia
- Chosen as team tri-captain - second sophomore in three years and third in school history to earn the distinction in his second season


### High School/Personal:

- 2015 All-Catholic League First Team selection, averaging 14.5 ppg
- PA Sportswriters All-State Class AAA First Team, All-USA PA First Team, and All-Southeastern PA Third Team selection
- Helped Neumann-Goretti to second straight PIAA Class AAA title
- Nickname is "Fresh"
- Communication studies major

### 2016-17 Game-by-Game

OPPONENT	MIN	FG-A	3PT-A	FT-A	OR	DR	TR	F	A	TO	BL	S	PT
Toledo*	36	6-14	1-3	3-6	1	1	2	1	3	3	0	0	16
Columbia*	31	7-16	0-7	5-6	0	3	3	1	8	1	0	0	19
Loyola-Chicago*	37	10-17	5-8	1-1	0	3	3	1	5	1	0	0	26
Ole Miss*	37	3-13	1-6	3-6	3	4	7	2	4	0	0	0	10
NC State*	38	1-15	1-7	0-0	1	3	4	0	2	1	0	1	3
Temple*	37	4-12	3-4	1-4	1	5	6	1	9	2	1	2	12
Villanova*	36	6-14	1-2	2-2	1	3	4	1	4	3	0	0	15
Drexel*	38	5-15	2-6	4-4	0	4	4	2	1	4	0	1	16
Princeton													
Illinois State													
Lafayette													
George Washington													
Rhode Island													
Fordham													
George Mason													
Richmond													
Massachusetts													
Penn													
St. Bonaventure													
La Salle													
Davidson													
Fordham													
Dayton													
Massachusetts													
VCU													
La Salle													
St. Bonaventure													
Saint Louis													
Rhode Island													
Duquesne													

\* Denotes game started



## MARKELL LODGE

Sophomore • Forward • 6-7 • 214  
Creedmoor, N.C.  
Pace Academy

Overall Stats: 4.8 ppg, 4.1 rpg, 0.9 bpg

23

### 2016-17:

- Recorded career-high 10 rebounds at Villanova
- Scored career-high 9 points and added 5 rebounds vs. Temple
- Scored 8 points (4-of-4 FG) vs. Ole Miss
- Made first collegiate start vs. Toledo

### High School/Personal:

- Sat out the 2014-15 season to concentrate on academics
- Averaged 18.0 points, 8.0 rebounds and 3.0 blocks as a senior
- Two-time All-Conference selection and team MVP
- Played at Christian Faith Center Academy during his junior season
- Sports marketing major

### 2016-17 Game-by-Game

OPPONENT	MIN	FG-A	3PT-A	FT-A	OR	DR	TR	F	A	TO	BL	S	PT
Toledo*	19	2-2	0-0	0-0	1	0	1	3	1	1	2	0	4
Columbia*	16	0-0	0-0	1-2	0	3	3	0	0	0	2	0	1
Loyola-Chicago*	14	1-1	0-0	1-2	1	3	4	4	0	1	0	1	3
Ole Miss*	19	4-4	0-0	0-3	0	2	2	2	0	0	0	0	8
NC State*	12	2-6	0-0	0-0	6	0	6	1	0	1	1	0	4
Temple*	24	3-3	0-0	3-5	1	4	5	0	0	1	2	0	9
Villanova*	23	3-6	0-0	0-0	4	6	10	2	0	1	0	0	6
Drexel*	12	1-3	0-0	1-3	2	0	2	3	0	0	0	0	3
Princeton													
Illinois State													
Lafayette													
George Washington													
Rhode Island													
Fordham													
George Mason													
Richmond													
Massachusetts													
Penn													
St. Bonaventure													
La Salle													
Davidson													
Fordham													
Dayton													
Massachusetts													
VCU													
La Salle													
St. Bonaventure													
Saint Louis													
Rhode Island													
Duquesne													

\* Denotes game started



**GERALD BLOUNT**  
 Freshman • Forward • 6-6 • 220  
 Suwanee, Ga.  
 Pomfret School (Conn.)

Overall Stats: 1.0 ppg, 1.0 rpg, 0.0 apg

10

**2016-17:**

- Saw action at Villanova
- Recorded 2 points and 1 rebound vs. Columbia

**High School/Personal:**

- Two-time All-New England Honorable Mention Class B selection
- Averaged 10.0 points and 7.8 rebounds in 2015-16
- Previously lived in Bayonne, N.J., attending Saint Anthony and St. Benedict Prep
- Finance major

**2016-17 Game-by-Game**

OPPONENT	MIN	FG-A	3PT-A	FT-A	OR	DR	TR	F	A	TO	BL	S	PT
Toledo													
Columbia	3	0-0	0-0	2-2	1	0	1	0	0	0	0	0	2
Loyola-Chicago													
Ole Miss													
NC State													
Temple													
Villanova	1	0-1	0-0	0-0	1	0	1	0	0	0	0	0	0
Drexel													
Princeton													
Illinois State													
Lafayette													
George Washington													
Rhode Island													
Fordham													
George Mason													
Richmond													
Massachusetts													
Penn													
St. Bonaventure													
La Salle													
Davidson													
Fordham													
Dayton													
Massachusetts													
VCU													
La Salle													
St. Bonaventure													
Saint Louis													
Rhode Island													
Duquesne													

\* Denotes game started



**CHARLIE BROWN**  
 Freshman • Forward • 6-7 • 185  
 Philadelphia, Pa.  
 St. Thomas More (Conn.)

Overall Stats: 10.0 ppg, 4.6 rpg, 1.0 spg

2

**2016-17:**

- Pulled down career-high 7 rebounds vs. Temple
- Had 14 pts, 5 rebs, and 3 steals in season-high 33 minutes vs. NC State
- Scored 13 pts in season-high 33 minutes vs. Ole Miss
- Had career-high 15 pts (6-of-10 FG) vs. Columbia

**High School/Personal:**

- Played for St. Thomas More in 2015-16
- Helped team to a 31-6 record, berth in the National Prep Championship game, and the NEPSAC AAA Final
- Attended George Washington HS in Philadelphia
- Named the MVP of the Public League B Division in 2014-15
- Averaged 16.4 ppg that year, including 18.4 in league contests
- Father, Charles Brown, Sr., was a member of Overbrook High School's 34-0 team in the late 1970s and played at North Carolina A&T.
- Elementary education major

**2016-17 Game-by-Game**

OPPONENT	MIN	FG-A	3PT-A	FT-A	OR	DR	TR	F	A	TO	BL	S	PT
Toledo*	30	1-6	1-4	2-2	0	4	4	3	2	0	2	0	5
Columbia*	24	6-10	3-5	0-0	0	5	5	2	1	1	0	1	15
Loyola-Chicago*	28	2-8	1-4	4-4	0	6	6	1	1	2	0	3	9
Ole Miss*	33	5-10	3-5	0-0	1	3	4	3	0	1	0	1	13
NC State*	33	5-12	3-6	1-2	1	4	5	4	1	0	1	3	14
Temple*	32	3-12	3-7	0-0	2	5	7	2	1	0	1	0	9
Villanova*	28	2-6	1-3	3-4	2	3	5	2	0	1	0	0	8
Drexel*	30	2-8	1-3	2-3	0	1	1	2	2	1	0	0	7
Princeton													
Illinois State													
Lafayette													
George Washington													
Rhode Island													
Fordham													
George Mason													
Richmond													
Massachusetts													
Penn													
St. Bonaventure													
La Salle													
Davidson													
Fordham													
Dayton													
Massachusetts													
VCU													
La Salle													
St. Bonaventure													
Saint Louis													
Rhode Island													
Duquesne													

\* Denotes game started



## LORENZO EDWARDS

Freshman • Forward • 6-7 • 222  
Lake Forest, Ill.  
Lake Forest

Overall Stats: 0.0 ppg, 1.0 rpg, 1.0 spg

22

### 2016-17:

- Recorded 1 rebound and 1 steal vs. Columbia

### High School/Personal:

- All-State First Team pick by the Illinois Basketball Coaches Association
- Averaged 19.0 pts, 11.1 rebs and 3.3 blocks per game as a senior
- Named the Lake County Player of the Year
- Chicago Sun-Times* and *Chicago Tribune* All-State Honorable Mention
- Father, Kevin Edwards, played for DePaul and had an 11-year NBA career with Miami, New Jersey, Orlando, and Vancouver
- Business major

### 2016-17 Game-by-Game

OPPONENT	MIN	FG-A	3PT-A	FT-A	OR	DR	TR	F	A	TO	BL	S	PT
Toledo													
Columbia	4	0-1	0-1	0-0	1	0	1	0	0	1	0	1	0
Loyola-Chicago													
Ole Miss													
NC State													
Temple													
Villanova													
Drexel													
Princeton													
Illinois State													
Lafayette													
George Washington													
Rhode Island													
Fordham													
George Mason													
Richmond													
Massachusetts													
Penn													
St. Bonaventure													
La Salle													
Davidson													
Fordham													
Dayton													
Massachusetts													
VCU													
La Salle													
St. Bonaventure													
Saint Louis													
Rhode Island													
Duquesne													

\* Denotes game started



## NICK ROBINSON

Freshman • Forward • 6-6 • 201  
Chicago, Ill.  
Kenwood Academy

Overall Stats: 5.5 ppg, 3.5 rpg, 1.5 apg

5

### 2016-17:

- Scored career-high 11 points vs. Temple
- Recorded 5 points and 5 rebounds vs. NC State
- Had 5 points and 5 rebounds vs. Columbia
- Recorded 7 points and 3 rebounds vs. Toledo

### High School/Personal:


- All-State, All-City, and All-Area selection
- Averaged 17.0 points and 9.0 rebounds per game
- Hit the game-clinching free throw as Kenwood advanced to the city championship for the first time ever in 2016
- Team went 22-4 and earned a berth in the sectional title game
- Business major

### 2016-17 Game-by-Game

OPPONENT	MIN	FG-A	3PT-A	FT-A	OR	DR	TR	F	A	TO	BL	S	PT
Toledo	17	2-2	1-1	2-4	0	3	3	3	0	1	0	1	7
Columbia*	26	2-4	1-2	0-1	1	4	5	1	3	1	1	2	5
Loyola-Chicago*	27	1-6	0-1	1-2	1	4	5	2	3	1	0	0	3
Ole Miss*	22	1-5	1-3	1-2	0	5	5	1	3	4	0	1	4
NC State*	18	1-5	0-1	3-4	2	3	5	4	0	2	0	0	5
Temple*	22	4-7	2-3	1-1	1	2	3	4	2	2	0	0	11
Villanova*	21	3-8	1-3	0-0	0	1	1	1	1	2	0	0	7
Drexel*	15	1-8	0-4	0-2	0	1	1	2	0	1	1	0	2
Princeton													
Illinois State													
Lafayette													
George Washington													
Rhode Island													
Fordham													
George Mason													
Richmond													
Massachusetts													
Penn													
St. Bonaventure													
La Salle													
Davidson													
Fordham													
Dayton													
Massachusetts													
VCU													
La Salle													
St. Bonaventure													
Saint Louis													
Rhode Island													
Duquesne													

\* Denotes game started





## CHRISTIAN VEGA

Junior • Guard • 6-0 • 170  
Guaynabo, Puerto Rico  
Colegio San Jose'

Overall Stats: 0.0 ppg, 0.0 rpg, 0.0 apg

13

**2016-17:**

- Saw action vs. Columbia and at Villanova

**High School/Personal:**

- Averaged 19.0 points and 6.0 assists as a senior
- Four-time All-Star and All-Alliance PRHSAA while averaging double figures all four seasons
- Led Colegio San Jose' to two Final Four appearances
- Father, Reinaldo, participated in two Pan American games playing water polo for Puerto Rico
- Made squad as a walk-on in 2015-16
- Food marketing major

### 2016-17 Game-by-Game

OPPONENT	MIN	FG-A	3PT-A	FT-A	OR	DR	TR	F	A	TO	BL	S	PT
Toledo													
Columbia	1	0-0	0-0	0-0	0	0	0	1	0	0	0	0	0
Loyola-Chicago													
Ole Miss													
NC State													
Temple													
Villanova	1	0-1	0-1	0-0	0	0	0	0	0	0	0	0	0
Drexel													
Princeton													
Illinois State													
Lafayette													
George Washington													
Rhode Island													
Fordham													
George Mason													
Richmond													
Massachusetts													
Penn													
St. Bonaventure													
La Salle													
Davidson													
Fordham													
Dayton													
Massachusetts													
VCU													
La Salle													
St. Bonaventure													
Saint Louis													
Rhode Island													
Duquesne													

\* Denotes game started



## TOLIVER FREEMAN

Freshman • Guard • 6-3 • 213  
Baton Rouge, La.  
Catholic

11

**2016-17:**

- Joins the Hawks as a walk-on and will dress for home games only

**High School/Personal:**

- Three-time All-District First Team and All-State Honorable Mention
- Averaged 19 points, six rebounds and three assists as a senior
- Chosen as his team's MVP for three consecutive seasons
- Scored over 1,500 pts in his career, surpassing 1,000-pt mark as a junior
- Helped Catholic to a 21-8 record in 2014-15.
- Biology major

### 2016-17 Game-by-Game

OPPONENT	MIN	FG-A	3PT-A	FT-A	OR	DR	TR	F	A	TO	BL	S	PT
Toledo													
Columbia													
Loyola-Chicago													
Ole Miss													
NC State													
Temple													
Villanova													
Drexel													
Princeton													
Illinois State													
Lafayette													
George Washington													
Rhode Island													
Fordham													
George Mason													
Richmond													
Massachusetts													
Penn													
St. Bonaventure													
La Salle													
Davidson													
Fordham													
Dayton													
Massachusetts													
VCU													
La Salle													
St. Bonaventure													
Saint Louis													
Rhode Island													
Duquesne													

\* Denotes game started