

# HONOR ROLL

The list is a partial representation of all of the awards and honors earned by Saint Joseph's coaches and players through the years.

## COACHES

### Naismith Memorial Basketball Hall of Fame

1992 Jack Ramsay

### National Coach of the Year

2003-04 Phil Martelli

*Consensus Coach of the Year, Associated Press Coach of the Year, CBS/Chevrolet Coach of the Year, Naismith Award, NABC Co-Coach of the Year, Rupp Cup, Hank Iba Trophy (USBWA)*

### District Coach of the Year

1996-97 Phil Martelli (NABC, USBWA)

2002-03 Phil Martelli (USBWA)

2003-04 Phil Martelli (NABC, USBWA)

### Atlantic 10 Coach of the Year

1985-86 Jim Boyle

1996-97 Phil Martelli

2000-01 Phil Martelli

2003-04 Phil Martelli

2004-05 Phil Martelli

### Eastern Coach of the Year

1973-74 Jack McKinney

1996-97 Phil Martelli

2002-03 Phil Martelli

2003-04 Phil Martelli

### Big 5 Coach of the Year

1995-96 Phil Martelli

2003-04 Phil Martelli

### East Coast Conference Coach of the Year

1979-80 Jim Lynam

## TEAM

- 2003-04 • Wanamaker Award  
• Team of the Year by Phila. Sportswriters Assoc.  
• Big 5 Team of the Year

## PLAYERS

### National Player of the Year

1942-43 George Senesky  
*Helms Foundation Player of the Year*  
2003-04 Jameer Nelson  
*Consensus Player of the Year, Associated Press Player of the Year, CBS/Chevrolet Player of the Year, Naismith Award, NABC Co-Player of the Year, Rupp Award, Oscar Robertson Trophy (USBWA), John R. Wooden Award*

### John R. Wooden Award

2003-04 Jameer Nelson

### All-Americans

1931-32 Phil Zuber  
1937-38 Matt Guokas, Sr.  
1942-43 George Senesky  
1956-57 Kurt Engelbert  
1959-60 Bob McNeill  
1965-66 Matt Guokas, Jr.  
1966-67 Cliff Anderson  
1972-73 Mike Bantom  
2003-04 Jameer Nelson  
*(consensus and unanimous AP 1st Team selection)*  
Delonte West (Hon. Men.)  
2004-05 Pat Carroll (Hon. Men.)

### Bob Cousy Point Guard Award

2003-04 Jameer Nelson  
*(inaugural award)*

### Senior CLASS Award

2003-04 Jameer Nelson

### Frances Pomeroy Naismith Award

2003-04 Jameer Nelson

### NABC East-West All-American Game

1973 Mike Bantom  
1986 Maurice Martin

### NABC All-District

1949-50 Paul Senesky (1st team)  
1956-57 Kurt Englebert (1st team)  
1958-59 Bob McNeill (2nd team)  
1959-60 Bob McNeill (1st team)  
1960-61 Jack Egan (2nd team)  
1962-63 Jim Lynam (2nd team)  
1963-64 Steve Courtin (3rd team)  
1964-65 Matt Goukas (2nd team)  
Cliff Anderson (3rd team)  
Bill Oakes (3rd team)



Tyrone Barley was the Atlantic 10's Sixth Man of the Year as he helped lead the Hawks to a 30-2 record in 2003-04.

1965-66 Matt Goukas (1st team)  
Cliff Anderson (2nd team)  
1966-67 Cliff Anderson (1st team)  
1967-68 Dan Kelly (2nd team)  
1969-70 Dan Kelly (3rd team)  
1971-72 Mike Bantom (1st team)  
1972-73 Mike Bantom (1st team)  
Pat McFarland (3rd team)  
1973-74 Jim O'Brien (2nd team)  
1978-79 Norm Black (3rd team)  
Boo Williams (3rd team)  
1979-80 Luke Griffin (2nd team)  
Boo Williams (2nd team)  
1980-81 Bryan Warrick (2nd team)  
Boo Williams (2nd team)  
1981-82 Bryan Warrick (1st team)  
Tony Costner (2nd team)  
1982-83 Bob Lojewski (2nd team)  
Tony Costner (2nd team)  
1983-84 Tony Costner (2nd team)  
Bob Lojewski (2nd team)  
1984-85 Maurice Martin (1st team)  
Bob Lojewski (2nd team)  
1985-86 Maurice Martin (1st team)  
Rodney Blake (1st team)  
1986-87 Rodney Blake (1st team)  
1987-88 Rodney Blake (2nd team)  
1991-92 Bernard Blunt (2nd team)  
1992-93 Bernard Blunt (1st team)  
1993-94 Carlin Warley (2nd team)  
1996-97 Rashid Bey (2nd team)  
1997-98 Rashid Bey (1st team)  
2000-01 Marvin O'Connor (1st team)  
Jameer Nelson (2nd team)  
2001-02 Marvin O'Connor (1st team)  
Jameer Nelson (2nd team)  
2002-03 Jameer Nelson (1st team)  
Delonte West (2nd team)  
2003-04 Jameer Nelson (1st team)


Delonte West (1st team)  
2004-05 Pat Carroll (1st team)  
Dwayne Jones (2nd team)

### Atlantic 10 Player of the Year

1985-86 Maurice Martin  
2003-04 Jameer Nelson  
2004-05 Pat Carroll (Co-Player)

### All-Atlantic 10

1982-83 Tony Costner (1st team)  
Bob Lojewski (2nd team)  
1983-84 Tony Costner (1st team)  
Bob Lojewski (2nd team)  
Maurice Martin (2nd team)  
1984-85 Maurice Martin (1st team)  
Bob Lojewski (2nd team)  
1984-85 Maurice Martin (1st team)  
Bob Lojewski (2nd team)  
1986-87 Rodney Blake (1st team)  
Bruiser Flint (2nd team)  
1987-88 Rodney Blake (1st team)  
1988-89 Henry Smith (3rd team)  
1989-90 Craig Amos (3rd team)  
1990-91 Bernard Blunt (2nd team)  
1991-92 Bernard Blunt (1st team)  
Craig Amos (3rd team)  
1992-93 Bernard Blunt (1st team)  
Carlin Warley (3rd team)  
1994-95 Reggie Townsend (2nd team)  
1995-96 Reggie Townsend (3rd team)  
1996-97 Rashid Bey (1st team)  
Dmitri Domani (2nd team)  
Terrell Myers (3rd team)  
1997-98 Rashid Bey (2nd team)



Pat Carroll is the Hawks' most recent Atlantic 10 Player of the Year honoree, sharing the 2005 award with La Salle's Steven Smith.

# HONOR ROLL



Chet Stachitas earned All-Atlantic 10 Second Team honors in 2005-06, and was also selected to the conference's All-Academic Team.

- 1999-00 Marvin O'Connor (3rd team)
- 2000-01 Marvin O'Connor (1st team)  
Jameer Nelson (2nd team)  
Bill Phillips (3rd team)
- 2001-02 Jameer Nelson (1st team)  
Marvin O'Connor (2nd team)  
Bill Phillips (2nd team)
- 2002-03 Jameer Nelson (1st team)  
Delonte West (1st team)  
Pat Carroll (3rd team)
- 2003-04 Jameer Nelson (1st team)  
Delonte West (1st team)
- 2004-05 Pat Carroll (1st team)  
Dwayne Jones (2nd team)
- 2005-06 Abdulai Jalloh (2nd team)  
Chet Stachitas (2nd team)

## Atlantic 10 Rookie of the Year

- 1990-91 Bernard Blunt
- 2000-01 Jameer Nelson

## Atlantic 10 All-Rookie Team

- 1982-83 Maurice Martin
- 1984-85 Rodney Blake
- 1988-89 Craig Amos
- 1990-91 Bernard Blunt  
Rap Curry
- 1991-92 Demetrius Poles
- 1992-93 Mark Bass
- 1993-94 Dmitri Domani
- 1996-97 Arthur Davis
- 1998-99 Damian Reid
- 2000-01 Jameer Nelson

2005-06 Ahmad Nivins

## Atlantic 10 Defensive Player of the Year

- 1996-97 Dmitri Domani
- 2004-05 Dwayne Jones

## Atlantic 10 All-Defensive Team

- 1996-97 Dmitri Domani
- 2002-03 Jameer Nelson
- 2003-04 Tyrone Barley  
Dwayne Jones  
Jameer Nelson
- 2004-05 Dwayne Jones  
Dwayne Lee

## Atlantic 10 Sixth Man of the Year

- 2000-01 Na'im Crenshaw
- 2003-04 Tyrone Barley

## Atlantic 10 Chris Daniels Award (Most Improved)


- 1996-97 Rashid Bey
- 2002-03 Delonte West

## Big 5 MVP

- 1958-59 Joe Spratt
- 1962-63 Jim Lynam
- 1963-64 Steve Courtin (co-MVP)
- 1966-67 Cliff Anderson
- 1981-82 Jeffery Clark (co-MVP)
- 1996-97 Rashid Bey
- 1997-98 Rashid Bey
- 2000-01 Marvin O'Connor
- 2002-03 Jameer Nelson
- 2003-04 Jameer Nelson
- 2004-05 Pat Carroll

## All-Big 5

- 1955-56 Kurt Engelbert (1st team)  
Mike Fallon (1st team)  
Bill Lynch (1st team)  
Al Juliana (1st team)
- 1956-57 Dan Dougherty (1st team)  
Kurt Engelbert (1st team)  
Ray Radziszewski (1st team)
- 1957-58 Bob McNeill (1st team)
- 1958-59 Joe Spratt (1st team)  
Bob McNeill (1st team)
- 1959-60 Joe Gallo (1st team)  
Bob McNeill (1st team)
- 1961-62 Tom Wynne (1st team)
- 1962-63 Jim Lynam (1st team)  
Tom Wynne (1st team)
- 1963-64 Steve Courtin (1st team)
- 1964-65 Cliff Anderson (1st team)  
Matt Guokas (1st team)
- 1965-66 Cliff Anderson (1st team)  
Matt Guokas (1st team)



Dan Dougherty and Kurt Englebert were among the first Hawks to earn All-Big 5 honors. Dougherty was a first-team selection in 1957 and Englebert earned the same honor in both 1956 and 1957.

- 1966-67 Cliff Anderson (1st team)
- 1967-68 Mike Hauer (1st team)  
Dan Kelly (1st team)
- 1968-69 Mike Hauer (1st team)
- 1969-70 Mike Hauer (1st team)  
Dan Kelly (1st team)
- 1971-72 Mike Bantom (1st team)
- 1972-73 Mike Bantom (1st team)  
Pat McFarland (1st team)
- 1973-74 Mike Moody (1st team)  
Jim O'Brien (1st team)
- 1975-76 Norman Black (1st team)
- 1976-77 Norman Black (1st team)
- 1979-80 Boo Williams (1st team)
- 1980-81 Bryan Warrick (1st team)
- 1981-82 Jeffery Clark (1st team)  
Bryan Warrick (1st team)  
Tony Costner (2nd team)  
Lonnie McFarlan (2nd team)
- 1982-83 Bob Lojewski (1st team)  
Tony Costner (2nd team)
- 1983-84 Maurice Martin (1st team)  
Tony Costner (2nd team)

(continued on page 128)



Tom Wynne was a two-time All-Big 5 First Team selection while ranking among SJU's leaders in postseason scoring.

# HONOR ROLL

## All-Big 5 (cont.)

- 1985-86** Rodney Blake (1st team)  
Maurice Martin (1st team)  
Wayne Williams (2nd team)
- 1986-87** Rodney Blake (1st team)  
Wayne Williams (2nd team)
- 1987-88** Rodney Blake (1st team)
- 1989-90** Craig Amos (2nd team)
- 1990-91** Bernard Blunt (1st team)  
Craig Amos (2nd team)  
Rap Curry (2nd team)
- 1991-92** Bernard Blunt (1st team)  
Craig Amos (2nd team)
- 1992-93** Bernard Blunt (1st team)  
Rap Curry (2nd team)  
Carlin Warley (2nd team)
- 1993-94** Carlin Warley (1st team)  
Rap Curry (2nd team)
- 1994-95** Reggie Townsend (2nd team)  
Carlin Warley (2nd team)
- 1995-96** Reggie Townsend (1st team)  
Mark Bass (2nd team)  
Will Johnson (2nd team)
- 1996-97** Rashid Bey (1st team)  
Arthur Davis (2nd team)  
Dmitri Domani (2nd team)
- 1997-98** Rashid Bey (1st team)  
Harold Rasul (2nd team)
- 1998-99** Andre Howard (2nd team)
- 1999-00** Marvin O'Connor (1st team)
- 2000-01** Jameer Nelson (1st team)  
Marvin O'Connor (1st team)  
Bill Phillips (2nd team)
- 2001-02** Jameer Nelson (1st team)  
Marvin O'Connor (1st team)  
Bill Phillips (2nd team)
- 2002-03** Jameer Nelson (1st team)  
Delonte West (1st team)  
Pat Carroll (2nd team)
- 2003-04** Jameer Nelson (1st team)  
Delonte West (1st team)  
Pat Carroll (2nd team)
- 2004-05** Pat Carroll (1st team)  
Dwayne Jones (2nd team)
- 2005-06** Chet Stachitas (2nd team)

## Big 5 Most Improved Player

- 2004-05** Dwayne Lee

## All-East Coast Conference

- 1974-75** Ron Righter (1st team)
- 1975-76** Norman Black (1st team)
- 1976-77** Norman Black (2nd team)
- 1977-78** Boo Williams (2nd team)
- 1978-79** Norman Black (2nd team)  
Boo Williams (2nd team)
- 1979-80** Boo Williams (1st team)  
Luke Griffin (2nd team)
- 1980-81** Boo Williams (1st team)  
Bryan Warrick (2nd team)  
Tony Costner (All-Rookie)

- 1981-82** Jeffery Clark (1st team)  
Tony Costner (1st team)  
Bryan Warrick (1st team)  
Bob Lojewski (All-Rookie)

## East Coast Conference Rookie of the Year

- 1977-78** Boo Williams

## All-Middle Atlantic Conference

- 1971-72** Mike Bantom (1st team)  
Pat McFarland (1st team)  
James McCollum (HM)
- 1972-73** Mike Bantom (1st team)  
Pat McFarland (1st team)
- 1973-74** Jim O'Brien (1st team)  
Mike Moody (2nd team)

## All-Middle Atlantic Conference MVP

- 1972-73** Pat McFarland

## Academic All-America

- 2000-01** Bill Phillips (3rd team)  
**2001-02** Bill Phillips (2nd team)

## ESPN the Magazine Academic All-District Team

- 2004-05** Chet Stachitas  
**2005-06** Chet Stachitas

## Atlantic 10 Student-Athlete of the Year

- 2000-01** Bill Phillips  
**2001-02** Bill Phillips

## Atlantic 10 All-Academic Team

- 1990-91** Ray Washington
- 1993-94** Alex Compton
- 1995-96** Nemanja Petrovic
- 1996-97** Nemanja Petrovic
- 1999-00** Bill Phillips
- 2000-01** Bill Phillips
- 2001-02** Bill Phillips
- 2004-05** Chet Stachitas
- 2005-06** Chet Stachitas



Rashid Bey was inducted into the Saint Joseph's Basketball Hall of Fame at the start of the 2005-06 season. Bey, a point guard from 1994-98, was the first Hawk to receive back-to-back Big 5 MVP awards.

## SJU Basketball Hall of Fame

|                         |             |                        |             |
|-------------------------|-------------|------------------------|-------------|
| Craig Amos              | 1997        | Larry Kenney           | 1978        |
| <b>Cliff Anderson</b>   | <b>1973</b> | Jack Kraft             | 1985        |
| Clare Ariano*           | 2005        | Bob Lojewski           | 1990        |
| Geoff Arnold            | 1992        | <b>Jim Lynam</b>       | <b>1975</b> |
| <b>Mike Bantom</b>      | <b>1981</b> | Bill Lynch             | 1982        |
| Mark Bass               | 2001        | Zane Major             | 1993        |
| Rashid Bey              | 2005        | <b>Maurice Martin</b>  | <b>1992</b> |
| Norman Black            | 1984        | Cookie McCusker        | 1975        |
| <b>Rodney Blake</b>     | <b>1993</b> | <b>Paul McDermitt</b>  | <b>1984</b> |
| Bob Boylan              | 1987        | Jack McEnroe           | 1994        |
| Jim Boyle               | 1981        | Lonnie McFarlan        | 1995        |
| Bernard Blunt           | 2000        | <b>Pat McFarland</b>   | <b>1981</b> |
| Phil Brady              | 1990        | <b>Jack McKinney</b>   | <b>1980</b> |
| Norm Butz               | 1986        | <b>John McMenamin</b>  | <b>1975</b> |
| Jeffery Clark           | 1988        | William McNamee, M.D.* | 1985        |
| Bob Clarke              | 1992        | <b>Bob McNeill</b>     | <b>1974</b> |
| John Collins            | 1979        | Mike Moody             | 2002        |
| John Connolly           | 1971        | Bill Oakes             | 1978        |
| Bill Conway             | 1983        | <b>Joe Oakes</b>       | <b>1978</b> |
| Mike Conway*            | 1994        | Jim O'Brien            | 1985        |
| Tony Costner            | 1989        | Ed O'Halloran          | 1981        |
| Steve Courtin           | 1980        | Jim O'Neill            | 1987        |
| Rap Curry               | 1999        | Jim Osborne            | 1978        |
| Bill DeAngelis          | 1985        | Ray Radziszewski       | 1979        |
| Don DiJulia             | 1984        | <b>Jack Ramsay</b>     | <b>1974</b> |
| John Doogan             | 1987        | Ron Righter            | 1975        |
| Andy Dougherty*         | 1977        | Rev. Emory Ross, S.J.* | 1984        |
| Dan Dougherty           | 1983        | Bill Schuster          | 1986        |
| Jim Dougherty           | 1988        | Ed Scullin             | 1977        |
| Tom Duff                | 1982        | <b>George Senesky</b>  | <b>1973</b> |
| Kurt Engelbert          | 1976        | Paul Senesky           | 1976        |
| Mike Fallon             | 1977        | Bart Sheehan           | 1974        |
| <b>Bill Ferguson*</b>   | <b>1973</b> | <b>Jim Smale</b>       | <b>1979</b> |
| Bruiser Flint           | 1998        | John Smith             | 1988        |
| Marty Ford              | 1986        | <b>Joe Spratt</b>      | <b>1976</b> |
| Tom Frein               | 1989        | Ed Sunkes              | 1985        |
| Joe Gallo               | 1982        | Mike Swanick           | 1986        |
| Ed Garrity              | 1978        | Mike Thomas            | 1983        |
| Luke Griffin            | 1986        | Ed Trainer             | 1987        |
| <b>Matt Guokas, Sr.</b> | <b>1974</b> | Jack Van Belle         | 1977        |
| <b>Matt Guokas, Jr.</b> | <b>1975</b> | Bryan Warrick          | 1988        |
| Mike Hauer              | 1980        | Boo Williams           | 1987        |
| John Hilferty*          | 1984        | Wayne Williams         | 1998        |
| Bill Hoy                | 1990        | <b>Tom Wynne</b>       | <b>1977</b> |
| Al Juliana              | 1989        | Phil Zuber             | 1988        |
| Harry Kelleher          | 1979        |                        |             |
| Dan Kelly               | 1980        |                        |             |
| <b>Dan Kenney</b>       | <b>1976</b> |                        |             |
| <b>John Kenney</b>      | <b>1979</b> |                        |             |

\*non-playing inductees  
persons in bold are also members of SJU  
Athletic Hall of Fame

# YEAR-BY-YEAR RECORDS

| Season     | W  | L  | Pct. | Captain(s)                    | Coach          |
|------------|----|----|------|-------------------------------|----------------|
| 1909-10    | 10 | 6  | .625 | Godfrey Schroth               | John Dever     |
| 1910-11    | 6  | 6  | .500 | Godfrey Schroth, Al McCue     | Edward Bennis  |
| 1911-12    | 6  | 22 | .214 | Jim Scanlon                   | John Donahue   |
| 1912-13    | 11 | 5  | .688 | Joe Yates                     | John Donahue   |
| 1913-14    | 10 | 5  | .667 | Joe Yates                     | John Donahue   |
| 1914-15    | 14 | 1  | .933 | John Lavin                    | John Donahue   |
| 1915-16    | 11 | 9  | .550 | Pat Byrne, John Lavin         | John Donahue   |
| 1916-17    | 18 | 5  | .783 | Pat Byrne                     | John Donahue   |
| 1917-18    | 5  | 2  | .714 | Tom Temple                    | John Donahue   |
| 1918-19    | 3  | 3  | .500 | Lou Healey                    | John Donahue   |
| 1919-20    | 9  | 6  | .600 | Tom Temple                    | John Lavin     |
| 1920-21    | 4  | 10 | .286 | Tom Vizard                    | John Lavin     |
| 1921-22    | 8  | 9  | .471 | Ted Deady                     | John Lavin     |
| 1922-23    | 7  | 8  | .467 | Bob Devine                    | John Lavin     |
| 1923-24    | 9  | 9  | .500 | Richard Crean                 | John Lavin     |
| 1924-25    | 9  | 9  | .500 | John Oakes                    | John Lavin     |
| 1925-26    | 4  | 11 | .267 | Bart Sheehan                  | John Lavin     |
| 1926-27    | 6  | 11 | .353 | John Collins                  | Tom Temple     |
| 1927-28    | 6  | 11 | .353 | Ted Branka                    | Tom Temple     |
| 1928-29    | 8  | 10 | .444 | Bill Oakes                    | Bill Ferguson  |
| 1929-30    | 12 | 9  | .571 | Francis Trainer               | Bill Ferguson  |
| 1930-31    | 16 | 5  | .762 | Tom Kane, Ed Trainer          | Bill Ferguson  |
| 1931-32    | 8  | 10 | .444 | Jim Osborne                   | Bill Ferguson  |
| 1932-33    | 7  | 9  | .438 | Francis Smith                 | Bill Ferguson  |
| 1933-34    | 6  | 11 | .353 | John Kane, Charles Morris     | Bill Ferguson  |
| 1934-35    | 12 | 3  | .800 | Francis McCusker              | Bill Ferguson  |
| 1935-36    | 14 | 5  | .737 | Dan Kenney, John Kenney       | Bill Ferguson  |
| 1936-37    | 15 | 4  | .789 | John McMenamin, Joe Oakes     | Bill Ferguson  |
| 1937-38    | 13 | 5  | .722 | Matt Guokas, Jim Smale        | Bill Ferguson  |
| 1938-39    | 9  | 12 | .429 | Ed Scullin                    | Bill Ferguson  |
| 1939-40    | 10 | 5  | .667 | George Dambrockas, John Adams | Bill Ferguson  |
| 1940-41    | 12 | 6  | .667 | Lawrence Kenney               | Bill Ferguson  |
| 1941-42    | 12 | 6  | .667 | Harry Kelleher                | Bill Ferguson  |
| 1942-43    | 18 | 4  | .818 | Bob Boylan, George Senesky    | Bill Ferguson  |
| 1943-44    | 18 | 7  | .720 | Game Captains Elected         | Bill Ferguson  |
| 1944-45    | 12 | 11 | .522 | Game Captains Elected         | Bill Ferguson  |
| 1945-46    | 9  | 11 | .450 | Game Captains Elected         | Bill Ferguson  |
| 1946-47    | 16 | 6  | .727 | Game Captains Elected         | Bill Ferguson  |
| 1947-48    | 13 | 11 | .542 | Bill Maher                    | Bill Ferguson  |
| 1948-49    | 12 | 11 | .522 | Jack Ramsay                   | Bill Ferguson  |
| 1949-50    | 10 | 15 | .400 | Game Captains Elected         | Bill Ferguson  |
| 1950-51    | 13 | 14 | .481 | Jack Lister                   | Bill Ferguson  |
| 1951-52    | 20 | 7  | .741 | Phil Brady, John Hughes       | Bill Ferguson  |
| 1952-53    | 14 | 11 | .560 | John Doogan                   | Bill Ferguson  |
| 1953-54    | 14 | 9  | .609 | Jack Heller                   | John McMenamin |
| 1954-55    | 12 | 14 | .462 | Frank Brannan, Wally Nowacki  | John McMenamin |
| 1955-56 ++ | 23 | 6  | .793 | Mike Fallon                   | Jack Ramsay    |
| 1956-57    | 17 | 7  | .708 | Dan Dougherty, Kurt Engelbert | Jack Ramsay    |
| 1957-58 ++ | 18 | 9  | .667 | Jack Savage                   | Jack Ramsay    |

| Season       | W            | L          | Pct.        | Captain(s)                                 | Coach             |
|--------------|--------------|------------|-------------|--|-------------------|
| 1958-59 +    | 22           | 5          | .815        | Joe Spratt                                 | Jack Ramsay       |
| 1959-60 +    | 20           | 7          | .741        | Bob McNeill                                | Jack Ramsay       |
| 1960-61 +    | 25           | 5          | .833        | John Egan, Vince Kempton                   | Jack Ramsay       |
| 1961-62 +    | 18           | 10         | .643        | Harry Booth, Jim Lynam                     | Jack Ramsay       |
| 1962-63 +    | 23           | 5          | .821        | Bill Hoy, Jim Lynam, Tom Wynne             | Jack Ramsay       |
| 1963-64 ++   | 18           | 10         | .643        | Jim Boyle                                  | Jack Ramsay       |
| 1964-65 +    | 26           | 3          | .897        | Tom Duff, Bill Oakes                       | Jack Ramsay       |
| 1965-66 +    | 24           | 5          | .828        | Tom Duff, Matt Guokas, Bill Oakes          | Jack Ramsay       |
| 1966-67      | 16           | 10         | .615        | Cliff Anderson                             | Jack McKinney     |
| 1967-68      | 17           | 9          | .654        | Bill DeAngelis                             | Jack McKinney     |
| 1968-69 +    | 17           | 11         | .607        | Mike Hauer, Dan Kelly                      | Jack McKinney     |
| 1969-70      | 15           | 12         | .556        | Mike Hauer, Dan Kelly                      | Jack McKinney     |
| 1970-71 +    | 19           | 9          | .670        | John Connolly, Jack Snyder                 | Jack McKinney     |
| 1971-72 ++   | 19           | 9          | .679        | Mike Bantom, Jim McCollum                  | Jack McKinney     |
| 1972-73 +    | 22           | 6          | .786        | M.Bantom, P. McFarland, B. Sabol           | Jack McKinney     |
| 1973-74 +    | 19           | 11         | .633        | K. Furey, M. Moody, J. O'Brien             | Jack McKinney     |
| 1974-75      | 8            | 17         | .320        | S. MacZinko, F. Rafferty, R. Righter       | Harry Booth       |
| 1975-76      | 10           | 16         | .385        | Mike Borski, Dennis Cakert                 | Harry Booth       |
| 1976-77      | 13           | 13         | .500        | E. Benson, M. Thomas, S. Vassalotti        | Harry Booth       |
| 1977-78      | 13           | 15         | .464        | N. Black, J. Griffin, M. Thomas            | Harry Booth       |
| 1978-79 ++   | 19           | 11         | .633        | Norman Black                               | Jim Lynam         |
| 1979-80 ++   | 21           | 9          | .700        | Ed DiRugeri, Luke Griffin                  | Jim Lynam         |
| 1980-81 +    | 25           | 8          | .758        | John Smith, Boo Williams                   | Jim Lynam         |
| 1981-82 +    | 25           | 5          | .833        | J. Clark, M. Dearborn, B. Warrick          | Jim Boyle         |
| 1982-83      | 15           | 13         | .536        | T. Costner, L. McFarlan, T. DiCaro         | Jim Boyle         |
| 1983-84 ++   | 20           | 9          | .690        | Tony Costner                               | Jim Boyle         |
| 1984-85 ++   | 19           | 12         | .613        | Bob Lojewski                               | Jim Boyle         |
| 1985-86 +    | 26           | 6          | .813        | G. Arnold, M. Martin, D. Slattery          | Jim Boyle         |
| 1986-87      | 16           | 13         | .552        | Wayne Williams                             | Jim Boyle         |
| 1987-88      | 15           | 14         | .517        | Rodney Blake                               | Jim Boyle         |
| 1988-89      | 8            | 21         | .276        | Henry Smith                                | Jim Boyle         |
| 1989-90      | 7            | 21         | .250        | Mike Shaak, Ray Washington                 | Jim Boyle         |
| 1990-91      | 13           | 17         | .433        | Ray Washington                             | John Griffin      |
| 1991-92      | 13           | 15         | .464        | Craig Amos, Matt Guokas                    | John Griffin      |
| 1992-93 ++   | 18           | 11         | .621        | B. Blunt, R. Curry, M. Sell                | John Griffin      |
| 1993-94      | 14           | 14         | .500        | Game Captains Elected                      | John Griffin      |
| 1994-95 ++   | 17           | 12         | .586        | M. Bass, B. Blunt, C. Warley               | John Griffin      |
| 1995-96 ++   | 19           | 13         | .594        | Mark Bass                                  | Phil Martelli     |
| 1996-97 +    | 26           | 7          | .788        | B. DeVescovo, D. Domani, T. Myers          | Phil Martelli     |
| 1997-98      | 11           | 17         | .393        | R. Bey, H. Rasul, D. Simmonds              | Phil Martelli     |
| 1998-99      | 12           | 18         | .400        | R. Haskins, M. Mazzio                      | Phil Martelli     |
| 1999-00      | 13           | 16         | .448        | T. Brown, A. Howard, R.Leib, M. Zielenbach | Phil Martelli     |
| 2000-01 +    | 26           | 7          | .788        | Lionel Ngounou, Erick Woods                | Phil Martelli     |
| 2001-02 ++   | 19           | 12         | .613        | Bill Phillips                              | Phil Martelli     |
| 2002-03 ++   | 23           | 7          | .767        | Phil Martelli, Jr., Jameer Nelson          | Phil Martelli     |
| 2003-04 +    | 30           | 2          | .937        | Tyrone Barley, Jameer Nelson               | Phil Martelli     |
| 2004-05 ++   | 24           | 12         | .667        | John Bryant, Pat Carroll                   | Phil Martelli     |
| 2005-06 ++   | 19           | 14         | .575        | Dwayne Lee, Dave Mallon, Chet Stachitas    | Phil Martelli     |
| <b>Total</b> | <b>1,426</b> | <b>925</b> | <b>.606</b> |  | <b>96 Seasons</b> |

+ participated in NCAA Tournament

++ participated in National Invitation Tournament

## Yearly Big 5 Results

| Season                  | W          | L         | Place       |
|-------------------------|------------|-----------|-------------|
| 1955-56                 | 4          | 0         | 1st         |
| 1956-57                 | 3          | 1         | T-1st       |
| 1957-58                 | 3          | 1         | 2nd         |
| 1958-59                 | 4          | 0         | 1st         |
| 1959-60                 | 3          | 1         | T-1st       |
| 1960-61                 | 4          | 0         | 1st         |
| 1961-62                 | 1          | 3         | T-4th       |
| 1962-63                 | 2          | 2         | 3rd         |
| 1963-64                 | 2          | 2         | T-2nd       |
| 1964-65                 | 4          | 0         | 1st         |
| 1965-66                 | 4          | 0         | 1st         |
| 1966-67                 | 2          | 2         | 3rd         |
| 1967-68                 | 3          | 1         | 1st         |
| 1968-69                 | 1          | 3         | T-4th       |
| 1969-70                 | 2          | 2         | 3rd         |
| 1970-71                 | 2          | 2         | T-2nd       |
| 1971-72                 | 2          | 2         | T-3rd       |
| 1972-73                 | 2          | 2         | T-2nd       |
| 1973-74                 | 2          | 2         | T-2nd       |
| 1974-75                 | 0          | 4         | 5th         |
| 1975-76                 | 3          | 1         | T-1st       |
| 1976-77                 | 0          | 4         | 5th         |
| 1977-78                 | 0          | 4         | 5th         |
| 1978-79                 | 2          | 2         | T-3rd       |
| 1979-80                 | 4          | 0         | 1st         |
| 1980-81                 | 2          | 2         | T-1st       |
| 1981-82                 | 3          | 1         | 1st         |
| 1982-83                 | 2          | 2         | T-2nd       |
| 1983-84                 | 2          | 2         | T-3rd       |
| 1984-85                 | 2          | 2         | T-2nd       |
| 1985-86                 | 3          | 1         | T-1st       |
| 1986-87                 | 2          | 2         | T-2nd       |
| 1987-88                 | 3          | 1         | 2nd         |
| 1988-89                 | 1          | 3         | T-4th       |
| 1989-90                 | 1          | 3         | 4th         |
| 1990-91                 | 3          | 1         | T-1st       |
| 1991-92                 | 1          | 1         | T-1st       |
| 1992-93                 | 1          | 1         | T-2nd       |
| 1993-94                 | 0          | 2         | T-4th       |
| 1994-95                 | 2          | 0         | T-1st       |
| 1995-96                 | 1          | 1         | T-2nd       |
| 1996-97                 | 1          | 1         | T-2nd       |
| 1997-98                 | 1          | 1         | T-1st       |
| 1998-99                 | 0          | 2         | 5th         |
| 1999-00                 | 1          | 3         | T-4th       |
| 2000-01                 | 2          | 2         | T-2nd       |
| 2001-02                 | 1          | 3         | T-4th       |
| 2002-03                 | 4          | 0         | 1st         |
| 2003-04                 | 4          | 0         | 1st         |
| 2004-05                 | 2          | 2         | T-2nd       |
| 2005-06                 | 3          | 1         | 2nd         |
| <b>TOTALS (51 yrs.)</b> | <b>107</b> | <b>81</b> | <b>.569</b> |

## Yearly Conference Results

| Season                         | W          | L          | Place        |
|--------------------------------|------------|------------|--------------|
| 1957-58                        | 4          | 2          | 2nd          |
| 1958-59                        | 7          | 0          | 1st          |
| 1959-60                        | 7          | 1          | 1st          |
| 1960-61                        | 8          | 0          | 1st          |
| 1961-62                        | 7          | 1          | 1st          |
| 1962-63                        | 8          | 0          | 1st          |
| 1963-64                        | 5          | 1          | T-2nd        |
| 1964-65                        | 6          | 0          | 1st          |
| 1965-66                        | 4          | 0          | 1st          |
| 1966-67                        | 4          | 1          | 2nd          |
| 1967-68                        | 3          | 2          | 3rd          |
| 1968-69                        | 3          | 2          | 3rd*         |
| 1969-70                        | 5          | 0          | 1st          |
| 1970-71                        | 6          | 0          | 1st*         |
| 1971-72                        | 5          | 1          | 2nd          |
| 1972-73                        | 6          | 0          | 1st          |
| 1973-74                        | 5          | 1          | 1st          |
| <i>(East Coast Conference)</i> |            |            |              |
| 1974-75                        | 3          | 3          | T-4th        |
| 1975-76                        | 4          | 1          | 1st          |
| 1976-77                        | 2          | 3          | T-4th        |
| 1977-78                        | 2          | 3          | T-3rd        |
| 1978-79                        | 9          | 2          | T-2nd        |
| 1979-80                        | 10         | 1          | 1st          |
| 1980-81                        | 9          | 2          | T-2nd*       |
| 1981-82                        | 10         | 1          | 2nd*         |
| 1982-83                        | 8          | 6          | 2nd          |
| 1983-84                        | 13         | 5          | 2nd          |
| 1984-85                        | 13         | 5          | 3rd          |
| 1985-86                        | 16         | 2          | 1st*         |
| 1986-87                        | 9          | 9          | T-4th        |
| 1987-88                        | 9          | 9          | T-4th        |
| 1988-89                        | 4          | 14         | 9th          |
| 1989-90                        | 5          | 13         | T-8th        |
| 1990-91                        | 7          | 11         | 8th          |
| 1991-92                        | 6          | 10         | T-6th        |
| 1992-93                        | 8          | 6          | T-2nd        |
| 1993-94                        | 5          | 11         | 8th          |
| 1994-95                        | 9          | 7          | T-4th        |
| 1995-96                        | 9          | 7          | 3rd (East)   |
| 1996-97                        | 13         | 3          | 1st (East)*  |
| 1997-98                        | 3          | 13         | 5th (East)   |
| 1998-99                        | 5          | 11         | 5th (East)   |
| 1999-00                        | 7          | 9          | 4th (East)   |
| 2000-01                        | 14         | 2          | 1st          |
| 2001-02                        | 12         | 4          | T-1st (East) |
| 2002-03                        | 12         | 4          | 1st (East)   |
| 2003-04                        | 16         | 0          | 1st (East)   |
| 2004-05                        | 14         | 2          | 1st (East)   |
| 2005-06                        | 9          | 7          | 5th          |
| <b>TOTALS (49 yrs.)</b>        | <b>368</b> | <b>198</b> | <b>.650</b>  |
| <b>A-10 (24 yrs.)</b>          | <b>226</b> | <b>169</b> | <b>.572</b>  |

NOTE—Conference records and standings are broken down as follows: Middle Atlantic Conference from 1957-58 through 1973-74 (Eastern Division from 1969-70 through 1973-74), East Coast Conference (Eastern Division) from 1974-75 through 1981-82, Atlantic 10 Conference from 1982-83 to date (1982-83 was Eastern Division). The league went to one division after the inaugural year up until 1995-96 when the two division format was instituted. Two divisions were used for every year since, except for 2000-01 when it returned to a single division for that season, and then again in 2005-06, for the current format.

\*won conference post-season tournament.

# YEAR-BY-YEAR RESULTS

## 2005-06

(Won 19, Lost 14; A-10 9-7; Big 5 2-2)

Coach: Martelli

| DATE  | SJU | OPP                          | W/L | ATT    |
|-------|-----|------------------------------|-----|--------|
| 11/14 | 70  | Lafayette (H)                | W   | 3,200c |
| 11/21 | 72  | at Fairfield (A)             | W   | 2,936  |
| 11/26 | 94  | at Davidson (A) OT           | L   | 3,544  |
| 11/29 | 69  | at Drexel (P)                | W   | 6,259  |
| 12/6  | 70  | ^ Kansas (N)                 | W   | 10,967 |
| 12/10 | 74  | Ohio State (P)               | L   | 7,241  |
| 12/21 | 51  | at Bucknell (A)              | L   | 4,252  |
| 12/28 | 70  | at Saint Mary's (CA) (A)     | W   | 2,267  |
| 12/31 | 94  | at Gonzaga (#8)              | L   | 6,000  |
| 1/4   | 58  | * Xavier (H)                 | L   | 3,200c |
| 1/8   | 59  | * Temple (P)                 | W   | 8,505  |
| 1/11  | 58  | * at Massachusetts (A)       | L   | 4,122  |
| 1/14  | 70  | * at G. Washington (A) (#17) | L   | 4,356  |
| 1/17  | 50  | * Charlotte (H)              | L   | 3,200c |
| 1/21  | 66  | * La Salle (P)               | W   | 8,521  |
| 1/25  | 54  | * at Saint Louis (A)         | W   | 8,874  |
| 1/28  | 47  | at Penn (P)                  | W   | 8,722c |
| 2/1   | 69  | * at Dayton (A)              | L   | 11,722 |
| 2/4   | 82  | * St. Bonaventure (H)        | W   | 3,200c |
| 2/7   | 58  | # Villanova (P) (#4)         | L   | 8,722c |
| 2/11  | 62  | * G. Washington (H) (#8)     | L   | 3,200c |
| 2/14  | 44  | * at Temple (A)              | L   | 5,345  |
| 2/18  | 57  | * at Rhode Island (A)        | W   | 5,933  |
| 2/22  | 64  | * Fordham (H)                | W   | 3,200c |
| 2/25  | 70  | * Richmond (H)               | W   | 3,200c |
| 2/28  | 68  | * at Xavier (A)              | W   | 9,5112 |
| 3/4   | 79  | * at Duquesne (A)            | W   | 1,422  |
| 3/8   | 67  | ** Dayton (N)                | W   | 4,010  |
| 3/9   | 56  | ** Saint Louis (N)           | W   | 4,407  |
| 3/10  | 73  | ** Temple (N)                | W   | 8,733  |
| 3/11  | 61  | ** Xavier (N)                | L   | 9,373  |
| 3/16  | 71  | ** Rutgers (H)               | W   | 3,200c |
| 3/20  | 75  | ** Hofstra (H) OT            | L   | 3,200c |

^ Jimmy V Classic (New York, NY)

Jalloh (15.3), Stachitas (13.3), Ferguson (10.8), Lee (10.6), Nivins (6.1), Calathes (4.8), Mallon (4.1), Mofunanya (1.4), Surov (1.1), Lashley (0.9), Kathopoulos (0.3), Sullivan (0.0), Mitchell (0.0).

## 2004-05

(Won 24, Lost 12; A-10 14-2; Big 5 2-2)

Coach: Martelli

| DATE  | SJU | OPP                        | W/L | ATT     |
|-------|-----|----------------------------|-----|---------|
| 11/23 | 51  | at Kansas (A) (#2)         | L   | 16,300c |
| 11/27 | 76  | Davidson (P)               | W   | 6,238   |
| 12/4  | 49  | & Drexel (P)               | L   | 6,743   |
| 12/7  | 59  | Fairfield (H)              | W   | 3,200c  |
| 12/10 | 84  | ^ UC-Davis (N)             | W   | 1,819   |
| 12/11 | 54  | ^ at San Francisco (A)     | L   | 3,429   |
| 12/22 | 62  | at Old Dominion (A)        | L   | 6,255   |
| 12/28 | 62  | Bucknell (H)               | L   | 3,200c  |
| 12/31 | 61  | at Ohio State (A)          | L   | 14,119  |
| 1/5   | 53  | * at Fordham (A)           | W   | 2,270   |
| 1/7   | 60  | * Rhode Island (H)         | W   | 3,200c  |
| 1/12  | 59  | * Massachusetts (H)        | W   | 3,200c  |
| 1/15  | 73  | * # La Salle (P)           | W   | 6,812   |
| 1/19  | 54  | * at Dayton (A)            | L   | 12,506  |
| 1/22  | 73  | * at Massachusetts (A)     | W   | 3,872   |
| 1/25  | 59  | # Penn (P)                 | L   | 7,452   |
| 1/29  | 67  | * Xavier (H)               | W   | 3,200c  |
| 2/2   | 95  | * at St. Bonaventure (A)   | W   | 3,346   |
| 2/5   | 83  | * Duquesne (H)             | W   | 3,200c  |
| 2/7   | 52  | # Villanova (P) (#22)      | L   | 8,622   |
| 2/12  | 69  | * Temple (P)               | W   | 8,412   |
| 2/16  | 49  | * Richmond (H)             | W   | 3,200c  |
| 2/19  | 65  | * St. Bonaventure (H)      | W   | 3,200c  |
| 2/22  | 63  | * # at Temple (A)          | W   | 7,134   |
| 2/26  | 60  | * at Rhode Island (A)      | L   | 5,798   |
| 3/1   | 71  | * at George Washington (A) | W   | 5,252   |
| 3/5   | 67  | * Fordham (H)              | W   | 3,200c  |
| 3/10  | 63  | ** Richmond (N)            | W   | 7,817   |
| 3/11  | 73  | ** Xavier (N)              | W   | 10,013  |
| 3/12  | 67  | ** George Washington (N)   | L   | 7,162   |
| 3/16  | 53  | ** Hofstra (H)             | W   | 3,200c  |
| 3/19  | 55  | ** Buffalo (H)             | W   | 3,200c  |
| 3/21  | 68  | ** Holy Cross (H)          | W   | 3,200c  |
| 3/23  | 58  | ** at Texas A&M (A)        | W   | 13,151c |
| 3/29  | 70  | ** Memphis (N)             | W   | 12,657  |
| 3/31  | 57  | ** South Carolina (N)      | L   | 11,555  |

^ Northwestern Mutual Shootout (San Francisco, CA)

Carroll (18.3), Stachitas (10.8), Jones (10.1), Lee (9.4), Jalloh (4.3), Ferguson (3.8), Mallon (3.5), Bryant (2.6), Calathes (1.9), Calathes (1.9), Lidzius (1.7), Surov (0.7), Kathopoulos (0.5), Sullivan (0.3), Koefer (0.0)

## 2003-04

(Won 30, Lost 2; A-10 16-0; Big 5 4-0)

Coach: Martelli

| DATE  | SJU | OPP                       | W/L | ATT     |
|-------|-----|---------------------------|-----|---------|
| 11/14 | 73  | ^ Gonzaga (N) (#10)       | W   | 10,328  |
| 11/25 | 71  | Boston Univ. (A)          | W   | 1,669c  |
| 11/29 | 75  | Old Dominion (A)          | W   | 6,054   |
| 12/2  | 84  | San Francisco (H)         | W   | 3,200c  |
| 12/6  | 67  | #& at Penn (P)            | W   | 8,722c  |
| 12/9  | 67  | Boston College (P)        | W   | 5,542   |
| 12/14 | 92  | Drexel (P)                | W   | 5,223   |
| 12/20 | 59  | ^^ California (N)         | W   | 12,066  |
| 12/27 | 73  | Pacific (H)               | W   | 3,200c  |
| 12/30 | 75  | Delaware (A)              | W   | 5,054   |
| 1/3   | 90  | * George Washington (H)   | W   | 3,200c  |
| 1/6   | 71  | * Richmond (A)            | W   | 6,447   |
| 1/10  | 78  | * Duquesne (A)            | W   | 5,110   |
| 1/13  | 79  | * Fordham (H)             | W   | 3,200c  |
| 1/17  | 81  | * Xavier (A)              | W   | 10,250c |
| 1/21  | 92  | * Massachusetts (H)       | W   | 3,200c  |
| 1/24  | 114 | * St. Bonaventure (A)     | W   | 6,116c  |
| 1/31  | 83  | * Temple (A)              | W   | 10,421c |
| 2/2   | 74  | # Villanova (A)           | W   | 6,500c  |
| 2/7   | 89  | * # La Salle (P)          | W   | 8,722c  |
| 2/11  | 81  | * Dayton (H)              | W   | 3,200c  |
| 2/14  | 73  | * Rhode Island (H)        | W   | 3,200c  |
| 2/18  | 72  | * Fordham (A)             | W   | 3,200c  |
| 2/21  | 76  | * # Temple (P)            | W   | 8,722c  |
| 2/25  | 83  | * Massachusetts (A)       | W   | 5,912   |
| 2/28  | 57  | * Rhode Island (A)        | W   | 7,616c  |
| 3/2   | 82  | * St. Bonaventure (H)     | W   | 3,200c  |
| 3/11  | 67  | ** Xavier (N)             | L   | 10,667  |
| 3/18  | 82  | + Liberty (N)             | W   | 18,456c |
| 3/20  | 70  | + Texas Tech (N)          | W   | 18,456c |
| 3/25  | 84  | + Wake Forest (N) (#17)   | W   | 19,557  |
| 3/27  | 62  | + Oklahoma State (N) (#4) | L   | 19,779c |

^ Coaches vs. Cancer Classic (New York, NY)

^^ Pete Newell Challenge (Oakland, CA)

Barley (7.2), Bryant (3.0), Carroll (10.1), Hartshorn (0.9), Jesiolowski (0.1), Jones (6.4), Koefer (0.0), Lee (1.9), Lidzius (0.9), Mallon (2.2), Nelson (20.6), Stachitas (6.5), Sullivan (0.4), Surov (1.7), West (18.9)

KEY: + NCAA Tournament; ++ NIT; \* Atlantic 10 regular-season game; \*\* Atlantic 10 Tournament; # Big 5 City Series game; & Big 5 Classic; ^ and ^^ mark in-season tournament or classic which is listed below; P - Palestra; S- Spectrum; Uppercase C-

## 2002-03

(Won 23, Lost 7; A-10 12-4; Big 5 4-0)

Coach: Martelli

| DATE  | SJU | OPP                     | W/L | ATT    |
|-------|-----|-------------------------|-----|--------|
| 11/23 | 85  | Boston College (A)      | W   | 7,982  |
| 11/26 | 70  | Canisius (A)            | W   | 1,672  |
| 12/1  | 63  | Old Dominion (H)        | W   | 3,022  |
| 12/5  | 71  | Boston University (H)   | W   | 2,858  |
| 12/7  | 50  | & Drexel (P)            | W   | 8,722  |
| 12/9  | 77  | Delaware (H)            | W   | 3,200c |
| 12/21 | 65  | DePaul (P)              | W   | 6,118  |
| 12/28 | 50  | Pacific (A)             | L   | 3,512  |
| 12/31 | 79  | Gonzaga (A) OT          | W   | 4,000  |
| 1/5   | 76  | * Duquesne (H)          | W   | 3,200  |
| 1/8   | 75  | * St. Bonaventure (A)   | W   | 5,583  |
| 1/11  | 76  | * Massachusetts (H)     | W   | 3,200c |
| 1/14  | 65  | * # Temple (A)          | W   | 6,154  |
| 1/19  | 57  | * Rhode Island (A)      | L   | 5,916  |
| 1/22  | 79  | * Fordham (H)           | W   | 3,200c |
| 1/25  | 66  | # Penn (P)              | W   | 8,722  |
| 1/29  | 68  | * George Washington (A) | L   | 2,804  |
| 2/1   | 69  | * Rhode Island (H)      | W   | 3,200c |
| 2/3   | 92  | # Villanova (P)         | W   | 8,722  |
| 2/8   | 82  | * Fordham (A)           | W   | 2,458  |
| 2/13  | 78  | * Temple (P)            | W   | 7,856  |
| 2/15  | 55  | * Dayton (A)            | L   | 13,409 |
| 2/22  | 76  | * St. Bonaventure (H)   | W   | 3,200c |
| 2/24  | 75  | * # La Salle (P)        | W   | 7,521  |
| 3/1   | 75  | * Richmond (H)          | W   | 3,200c |
| 3/5   | 80  | * Xavier (H) (#18) OT   | L   | 3,200c |
| 3/8   | 52  | * Massachusetts (A)     | W   | 3,563  |
| 3/13  | 68  | ** La Salle (N)         | W   | 11,648 |
| 3/14  | 73  | ** Dayton (A)           | L   | 11,648 |
| 3/21  | 63  | + Auburn (N) OT         | L   | 17,024 |

Nelson (19.7), West (17.3), Carroll (11.5), Barley (6.0), Jones (4.2), Sazonov (3.5), Stachitas (3.0), Bryant (3.0), Cologer (1.9), Mallon (1.6), Lee (1.3), Hartshorn (0.4), Martelli, Jr. (0.1), Jesiolowski (0.0), Farrelly (0.0)



The record-breaking 2003-04 team which went through the regular season with a perfect 27-0 mark. The Hawks also achieved the nation's number-one ranking for the first time in school history and advanced to the NCAA Elite Eight while finishing the year with a 30-2 record.





# YEAR-BY-YEAR RESULTS

## 1995-96

(Won 19, Lost 13; A-10 9-7; Big 5 1-1)

Coach: Martelli

| DATE  | SJU   | OPP                       | W/L       | ATT    |
|-------|-------|---------------------------|-----------|--------|
| 12/2  | 64    | Delaware (A)              | .56 W     | 4,390  |
| 12/6  | 74    | Bucknell (H)              | .54 W     | 2,814  |
| 12/18 | 78    | Princeton (A)             | .88 L     | 1,556  |
| 12/21 | 84    | Cal-Santa Barbara (H)     | .66 W     | 2,621  |
| 12/28 | 93 ^  | TCU (N) 2OT               | .92 W     | 8,552  |
| 12/29 | 74 ^  | Seton Hall (A)            | .81 L     | 8,673  |
| 1/2   | 60    | Old Dominion (A)          | .62 L     | 4,936  |
| 1/4   | 78    | Loyola-Md.(A) 2OT         | .80 L     | 726    |
| 1/10  | 89 *  | Massachusetts (H) (#1) OT | .94 L     | 3,200c |
| 1/13  |       | Arizona (P)               | Cancelled |        |
| 1/16  | 86 #  | Penn (S)                  | .70 W     | 8,076  |
| 1/20  | 67 *  | La Salle (P)              | .65 W     | 7,408  |
| 1/22  | 68 *  | Fordham (A)               | .64 W     | 1,457  |
| 1/25  | 83 *  | Rhode Island (A)          | .86 L     | 3,013  |
| 1/27  | 52 *  | Temple (S)                | .54 L     | 11,430 |
| 1/29  | 76 *  | Virginia Tech (A) (#10)   | .85 L     | 8,731  |
| 1/31  | 71 *  | Xavier (A)                | .84 L     | 9,117  |
| 2/3   | 73 *  | Dayton (H)                | .60 W     | 3,200c |
| 2/5   | 76 *  | St. Bonaventure (H)       | .72 W     | 2,669  |
| 2/8   | 58 *# | Temple (A)                | .60 L     | 3,548  |
| 2/11  | 69 *  | Rhode Island (H)          | .64 W     | 3,200c |
| 2/17  | 76 *  | Duquesne (A)              | .70 W     | 3,567  |
| 2/19  | 64 *  | St. Bonaventure (A)       | .56 W     | 3,977  |
| 2/25  | 69 *  | Fordham (H)               | .58 W     | 3,046  |
| 2/28  | 66 *  | Massachusetts (A) (#2) OT | .68 L     | 9,493c |
| 3/2   | 86 *  | Geo. Washington (H) (#24) | .82 W     | 3,200  |
| 3/6   | 80 ** | Duquesne (N) OT           | .72 W     | 7,410  |
| 3/7   | 71 ** | Geo. Washington (N)       | .81 L     | 7,567c |
| 3/14  | 82 ++ | Iona (A)                  | .78 W     | 2,431  |
| 3/19  | 82 ++ | Providence (A)            | .62 W     | 13,106 |
| 3/21  | 76 ++ | Rhode Island (P)          | .59 W     | 6,321  |
| 3/26  | 74 ++ | Alabama (N) OT            | .69 W     | 8,346  |
| 3/28  | 56 ++ | Nebraska (N)              | .60 L     | 12,464 |

^ Seton Hall/Meadowlands Tourn. (East Rutherford, NJ)  
Townsend (14.8), Bass (14.3), Myers (11.5), Johnson (10.5), Domani (8.3), Bey (7.8), Petrovic (3.4), Simmonds (2.6), Page (2.4), Martin (0.6), Del Vescovo (0.2), Mazzio (0.1), Jones (0.0)

## 1994-95

(Won 17, Lost 12; A-10 9-6; Big 5 2-0)

Coach: Griffin

| DATE  | SJU   | OPP                     | W/L   | ATT    |
|-------|-------|-------------------------|-------|--------|
| 12/3  | 58    | Princeton (H)           | .38 W | 3,200c |
| 12/6  | 78 *  | Rutgers (H)             | .52 W | 2,912  |
| 12/18 | 60 #  | Villanova (P)           | .57 W | 8,722c |
| 12/27 | 66 ^  | Mississippi St. (N)     | .76 L | 6,228  |
| 12/28 | 62 ^  | Monmouth (N)            | .71 L | 7,086  |
| 1/2   | 83    | Loyola-Md. (H)          | .53 W | 3,200c |
| 1/4   | 92    | Old Dominion (H)        | .82 W | 3,200c |
| 1/7   | 67 *  | Duquesne (A)            | .62 W | 1,868  |
| 1/10  | 69 *  | West Virginia (A)       | .71 L | 5,134  |
| 1/12  | 79 *  | Geo. Washington (H)     | .65 W | 3,057  |
| 1/15  | 64 *  | Temple (A)              | .74 L | 3,454  |
| 1/17  | 78    | Drexel (P)              | .73 W | 8,722c |
| 1/19  | 66    | DePaul (A)              | .76 L | 5,028  |
| 1/21  | 92    | Penn (H) OT             | .82 W | 3,200c |
| 1/23  | 83 #  | La Salle (A)            | .76 W | 4,887  |
| 1/26  | 65 *  | Geo. Washington (A)     | .75 L | 3,736  |
| 1/28  | 90 *  | Duquesne (H)            | .77 W | 3,200c |
| 2/1   | 62 *  | Massachusetts (A) (#1)  | .74 L | 9,493c |
| 2/4   | 71 *  | West Virginia (H)       | .65 W | 3,200c |
| 2/7   | 74 *  | Rhode Island (A)        | .69 W | 2,517  |
| 2/9   | 56 *  | St. Bonaventure (H)     | .63 L | 3,017  |
| 2/12  | 81 *  | Rhode Island (H)        | .64 W | 3,200c |
| 2/17  | 61 *  | St. Bonaventure (A)     | .69 L | 5,955  |
| 2/21  | 63 *  | Rutgers (A)             | .61 W | 3,535  |
| 2/25  | 58 *  | Massachusetts (H)       | .77 L | 3,200c |
| 2/28  | 73 *  | Temple (P) OT           | .64 W | 6,671  |
| 3/5   | 84 ** | St. Bonaventure (P) 2OT | .78 W | 7,273  |
| 3/6   | 57 ** | Massachusetts (P)       | .68 L | 8,722c |
| 3/15  | 68 ** | Coppin State (H) OT     | .75 L | 2,543  |

^ Cowboy Shootout (Casper, WY)  
Bass (11.9), Bey (4.0), Blunt (10.8), Del Vescovo (0.3), Domani (6.4), Johnson (4.5), Martin (0.4), Myers (5.2), Petrovic (1.5), Simmonds (0.8), Townsend (14.7), Warley (12.0)

## 1993-94

(Won 14, Lost 14; A-10 5-11; Big 5 0-2)

Coach: Griffin

| DATE  | SJU   | OPP                     | W/L   | ATT     |
|-------|-------|-------------------------|-------|---------|
| 11/26 | 90 ^  | Delaware State (H)      | .60 W | 2,686   |
| 11/27 | 87 ^  | Wagner (H)              | .56 W | 2,376   |
| 12/1  | 73    | Arizona (A) (#19)       | .93 L | 13,962c |
| 12/4  | 90    | Loyola-Md. (A)          | .70 W | 1,816   |
| 12/11 | 77 #  | Penn (S)                | .79 L | 14,573  |
| 12/20 | 65    | Drexel (H) OT           | .64 W | 3,200c  |
| 12/28 | 65 *  | Duquesne (A)            | .73 L | 3,207   |
| 1/2   | 54 *  | Temple (A) (#4)         | .67 L | 3,900c  |
| 1/5   | 65    | St. Peter's (H)         | .47 W | 2,567   |
| 1/9   | 68 *  | Rhode Island (A)        | .76 L | 3,280   |
| 1/12  | 73    | La Salle (A)            | .71 W | 4,454   |
| 1/15  | 72 *  | Rutgers (H)             | .81 L | 3,200c  |
| 1/19  | 63 *  | Geo. Washington (H)     | .56 W | 1,860   |
| 1/22  | 83 *  | West Virginia (H)       | .97 L | 3,200c  |
| 1/25  | 46 *# | Temple (S)              | .60 L | 11,776  |
| 1/27  | 79    | Hofstra (A)             | .60 W | 319     |
| 1/31  | 70    | Cal-Santa Barbara (A)   | .56 W | 3,051   |
| 2/3   | 59 *  | St. Bonaventure (H)     | .55 W | 2,642   |
| 2/5   | 65 *  | Geo. Washington (A)     | .78 L | 3,542   |
| 2/10  | 78 *  | St. Bonaventure (A) 2OT | .81 L | 3,412   |
| 2/13  | 64 *  | Rhode Island (H)        | .73 L | 2,842   |
| 2/15  | 81 *  | Massachusetts (H) (#10) | .80 W | 3,200c  |
| 2/19  | 72 *  | Rutgers (A)             | .76 L | 3,098   |
| 2/22  | 73 *  | Massachusetts (A) (#11) | .99 L | 9,493c  |
| 2/26  | 82 *  | Duquesne (H)            | .68 W | 3,200c  |
| 3/2   | 91 *  | West Virginia (A)       | .83 W | 2,265   |
| 3/5   | 94 ** | St. Bonaventure (P)     | .83 W | 4,210   |
| 3/6   | 58 ** | Massachusetts (P)       | .74 L | 8,722c  |

^ Hawk Tip-Off Tournament (Philadelphia, PA)  
Bass (7.9), Blunt (12.0), Compton (1.4), Connor (7.4), Curry (12.6), Del Vescovo (0.0), DiMascio (1.1), Domani (10.6), Johnson (5.5), Myers (4.5), Poles (4.2), Townsend (7.6), Warley (16.4)

## 1992-93

(Won 18, Lost 11; A-10 8-6; Big 5 1-1)

Coach: Griffin

| DATE  | SJU   | OPP                     | W/L    | ATT    |
|-------|-------|-------------------------|--------|--------|
| 12/4  | 103 ^ | Morgan State (H)        | .80 W  | 3,013  |
| 12/5  | 93 ^  | Hartford (H)            | .69 W  | 3,022  |
| 12/8  | 81    | American (A)            | .100 L | 1,326  |
| 12/14 | 52    | Drexel (A)              | .47 W  | 1,917  |
| 12/28 | 64 ^^ | Texas A&M (N)           | .50 W  | 5,985  |
| 12/29 | 65 ^^ | Notre Dame (N)          | .68 L  | 3,478  |
| 1/3   | 71 *  | Temple (A)              | .66 W  | 2,079  |
| 1/6   | 73    | Loyola-Md. (H)          | .61 W  | 3,200c |
| 1/10  | 93 *  | Rutgers (H)             | .86 W  | 2,875  |
| 1/12  | 80    | St. Peter's (A)         | .63 W  | 1,622  |
| 1/16  | 70 *  | West Virginia (H)       | .67 W  | 3,200c |
| 1/19  | 53 #  | La Salle (S)            | .66 L  | 12,015 |
| 1/23  | 81 *  | West Virginia (A) 2OT   | .82 L  | 13,074 |
| 1/25  | 94    | Penn (A)                | .72 W  | 7,129  |
| 1/28  | 76    | Hofstra (H)             | .55 W  | 2,776  |
| 1/30  | 59 *  | George Washington (A)   | .78 L  | 4,381  |
| 2/3   | 74 *  | Rhode Island (A)        | .65 W  | 3,134  |
| 2/6   | 77 #  | Villanova (S)           | .66 W  | 14,739 |
| 2/8   | 73 *  | St. Bonaventure (H)     | .60 W  | 3,051  |
| 2/11  | 69 *  | Massachusetts (H)       | .81 L  | 3,200c |
| 2/14  | 81 *  | Rutgers (A)             | .90 L  | 6,114  |
| 2/19  | 65 *  | Temple (H)              | .66 L  | 3,200c |
| 2/22  | 70 *  | St. Bonaventure (A)     | .69 W  | 3,098  |
| 2/25  | 74 *  | George Washington (H)   | .73 W  | 3,200c |
| 2/27  | 84 *  | Rhode Island (H)        | .80 W  | 3,200c |
| 3/4   | 43 *  | Massachusetts (A) (#23) | .61 L  | 9,493c |
| 3/7   | 71 ** | Rutgers (P)             | .70 W  | 7,751  |
| 3/8   | 60 ** | Temple (P)              | .71 L  | 8,722c |
| 3/18  | 34 ++ | SW Missouri State (A)   | .56 L  | 7,024  |

^ Hawk Tip-Off Tournament (Philadelphia, PA)  
^^ Sugar Bowl Tournament (New Orleans, LA)  
Bass (9.8), Blunt (18.0), Compton (1.3), Connor (1.6), Curry (12.4), Johnson (1.3), Jones (11.6), Poles (4.2), Sell (0.3), Townsend (1.4), Warley (12.0), Waters (3.0)



Phil Martelli guided SJU to the NIT Finals in his first season in 1995-96. The Hawks made a return trip to New York and that tournament's championship game in 2004-05.

# YEAR-BY-YEAR RESULTS

## 1991-92

(Won 13, Lost 15; A-10 6-10; Big 5 1-1)

Coach: Griffin

| DATE  | SJU | OPP                     | W/L | ATT    |
|-------|-----|-------------------------|-----|--------|
| 11/26 | 116 | Wheeling Jesuit (H)     | W   | 2,828  |
| 11/30 | 67  | South Carolina (H)      | L   | 3,200c |
| 12/3  | 94  | Drexel (H)              | W   | 2,925  |
| 12/6  | 87  | ^ Wright State (N)      | W   | 25,852 |
| 12/7  | 70  | ^ Syracuse (A)          | L   | 26,290 |
| 12/9  | 82  | # Penn (S)              | W   | 14,737 |
| 12/21 | 87  | Fordham (A)             | W   | 1,236  |
| 12/27 | 60  | ^^ Memphis State (N)    | L   | 10,048 |
| 12/28 | 66  | ^^ Fordham (N)          | L   | 9,285  |
| 1/4   | 96  | American (H)            | W   | 3,200c |
| 1/10  | 60  | * Temple (H)            | W   | 3,200c |
| 1/12  | 83  | * St. Bonaventure (H)   | W   | 3,200c |
| 1/15  | 63  | * Rhode Island (A)      | L   | 4,407c |
| 1/19  | 61  | *# Temple (S)           | L   | 12,722 |
| 1/21  | 75  | * Rutgers (A)           | W   | 5,834  |
| 1/23  | 66  | * Massachusetts (H)     | L   | 3,200c |
| 1/27  | 75  | * St. Bonaventure (A)   | L   | 3,824  |
| 1/30  | 77  | * West Virginia (H)     | L   | 3,200c |
| 2/1   | 80  | * George Washington (A) | L   | 5,000c |
| 2/8   | 73  | * Massachusetts (A)     | L   | 4,058c |
| 2/11  | 84  | # La Salle (H) OT       | W   | 3,200c |
| 2/15  | 74  | * Duquesne (H)          | L   | 3,200c |
| 2/20  | 79  | * George Washington (H) | W   | 3,200c |
| 2/22  | 88  | * Rhode Island (H)      | W   | 3,200c |
| 2/27  | 100 | * Duquesne (A)          | W   | 3,604  |
| 2/29  | 82  | * West Virginia (A)     | L   | 12,564 |
| 3/4   | 68  | * Rutgers (H)           | L   | 3,200c |
| 3/8   | 59  | ** Temple (P)           | L   | 8,722c |

^ Carrier Classic (Syracuse, NY)

^^ ECAC Holiday Festival (New York, NY)

Amos (17.9), Blunt (19.7), Curry (12.7), Daly (3.0), Guokas (2.9), Jones (4.3), McKay (4.3), Musick (1.5), Poles (5.7), Sell (0.3), Verduyssen (2.5), C. Warley (11.6), J. Warley (0.9)



Craig Amos averaged double figures every year of his career from 1988 to 1992.

## 1990-91

(Won 13, Lost 17; A-10 7-11; Big 5 3-1)

Coach: Griffin

| DATE  | SJU | OPP                       | W/L | ATT     |
|-------|-----|---------------------------|-----|---------|
| 11/26 | 74  | * George Washington (A)   | L   | 2,132   |
| 11/28 | 108 | Drexel (A)                | W   | 2,500c  |
| 12/1  | 60  | * Massachusetts (H)       | L   | 2,009   |
| 12/3  | 73  | Fordham (H)               | L   | 1,492   |
| 12/6  | 69  | * Rutgers (H) OT          | L   | 2,449   |
| 12/8  | 82  | # Villanova (S)           | L   | 9,307   |
| 12/22 | 61  | South Carolina (A) (#16)  | L   | 12,401  |
| 12/29 | 111 | Loyola Marymount (A)      | L   | 1,351   |
| 1/3   | 92  | Miami-Fla. (H)            | W   | 2,912   |
| 1/5   | 95  | * Duquesne (A)            | L   | 3,005   |
| 1/7   | 60  | * Massachusetts (H)       | L   | 3,892   |
| 1/10  | 89  | * St. Bonaventure (A)     | W   | 2,213   |
| 1/12  | 89  | * Rhode Island (H) OT     | W   | 3,080   |
| 1/16  | 87  | # Penn (H)                | W   | 2,915   |
| 1/19  | 65  | * George Washington (H)   | L   | 3,101   |
| 1/22  | 56  | * Temple (A)              | L   | 3,900c  |
| 1/26  | 94  | * West Virginia (A)       | L   | 7,563   |
| 1/28  | 87  | * St. Bonaventure (H)     | W   | 2,626   |
| 2/2   | 74  | * Duquesne (H)            | L   | 3,200c  |
| 2/4   | 66  | *# Temple (H)             | W   | 3,200c  |
| 2/6   | 64  | Miami-Fla. (A)            | L   | 1,375   |
| 2/9   | 68  | * Penn State (A)          | L   | 5,713   |
| 2/13  | 87  | * Rutgers (A)             | L   | 6,031   |
| 2/16  | 82  | # La Salle (A)            | W   | 10,000c |
| 2/21  | 67  | * Penn State (H)          | L   | 3,200c  |
| 2/23  | 78  | * Rhode Island (A) OT     | W   | 2,781   |
| 2/26  | 98  | * West Virginia (H)       | W   | 3,200c  |
| 3/2   | 82  | ** Rhode Island (P) OT    | W   | 4,103   |
| 3/3   | 90  | ** Rutgers (P) OT         | W   | 8,722c  |
| 3/4   | 82  | ** Geo. Washington (P) OT | L   | 8,210   |

Amos (16.0), Blunt (18.8), Curry (13.5), Daly (2.8), Gardler (6.9), Guokas (7.0), McKay (0.3), Miller (5.6), Sell (0.6), Stewart (3.8), Verduyssen (2.8), Warley (1.9), Washington (0.3)

## 1989-90

(Won 7, Lost 21; A-10 5-13; Big 5 1-3)

Coach: Boyle

| DATE  | SJU | OPP                     | W/L | ATT    |
|-------|-----|-------------------------|-----|--------|
| 11/28 | 94  | Drexel (P)              | W   | 7,271  |
| 11/29 | 67  | * George Washington (P) | L   | 1,052  |
| 12/2  | 58  | Canisius (A)            | L   | 2,037  |
| 12/6  | 58  | * Rutgers (A)           | L   | 6,137  |
| 12/9  | 47  | Princeton (P)           | L   | 2,330  |
| 12/12 | 54  | * Temple (A)            | L   | 3,900c |
| 12/29 | 58  | ^ Connecticut (A)       | L   | 13,682 |
| 12/30 | 50  | ^ Delaware (N)          | L   | 14,115 |
| 1/4   | 96  | Loyola Marymount (H)    | L   | 3,200c |
| 1/7   | 79  | * Duquesne (H)          | W   | 1,509  |
| 1/9   | 62  | * West Virginia (A)     | L   | 6,283  |
| 1/11  | 75  | * Rhode Island (H)      | W   | 1,237  |
| 1/16  | 77  | # Penn (P)              | W   | 2,185  |
| 1/20  | 62  | # Villanova (A)         | L   | 6,500c |
| 1/22  | 72  | * West Virginia (H)     | L   | 2,627  |
| 1/27  | 76  | * Rhode Island (A)      | L   | 4,164  |
| 1/31  | 63  | *# Temple (H)           | L   | 3,200c |
| 2/3   | 72  | * Penn State (A)        | L   | 6,341  |
| 2/5   | 73  | * George Washington (A) | L   | 2,273  |
| 2/8   | 61  | * St. Bonaventure (A)   | W   | 3,388  |
| 2/10  | 53  | * Penn State (H)        | L   | 3,200c |
| 2/12  | 76  | # La Salle (H)          | L   | 3,200c |
| 2/15  | 83  | * St. Bonaventure (H)   | W   | 1,110  |
| 2/17  | 81  | * Massachusetts (H)     | W   | 2,787  |
| 2/21  | 80  | * Rutgers (H)           | L   | 2,618  |
| 2/24  | 71  | * Duquesne (A)          | L   | 2,212  |
| 2/28  | 57  | * Massachusetts (A)     | L   | 3,610  |
| 3/3   | 70  | ** Duquesne (P)         | L   | 3,951  |

^ Connecticut Mutual Classic (Hartford, CT)

Amos (16.0), Daly (2.2), Gardler (11.3), Guokas (4.0), Malloy (2.3), McKay (3.0), Miller (7.9), Naaman (1.3), Shaak (9.5), Stewart (11.8), Verduyssen (4.6), Washington (2.3)

## 1988-89

(Won 8, Lost 21; A-10 4-14; Big 5 1-3)

Coach: Boyle

| DATE  | SJU | OPP                      | W/L | ATT    |
|-------|-----|--------------------------|-----|--------|
| 11/28 | 74  | Canisius (H)             | W   | 2,078  |
| 11/30 | 89  | Drexel (P)               | W   | 3,562  |
| 12/3  | 69  | * Duquesne (A)           | L   | 2,480  |
| 12/5  | 57  | # La Salle (P)           | L   | 4,189  |
| 12/10 | 53  | Princeton (A) OT         | W   | 1,695  |
| 12/12 | 57  | * Temple (P)             | L   | 3,779  |
| 12/28 | 67  | ^ Oregon State (N)       | L   | 9,288  |
| 12/29 | 54  | ^ Colorado (N)           | L   | 2,502  |
| 12/30 | 55  | ^ Chicago State (N)      | L   | 2,559  |
| 1/3   | 65  | * Rhode Island (A)       | L   | 3,202  |
| 1/5   | 84  | * Duquesne (H)           | W   | 1,709  |
| 1/7   | 67  | * Penn State (H)         | L   | 3,008  |
| 1/10  | 61  | * West Virginia (H)      | W   | 2,198  |
| 1/17  | 64  | # Penn (P)               | W   | 4,307  |
| 1/21  | 65  | * St. Bonaventure (A)    | L   | 5,112  |
| 1/24  | 55  | # Villanova (P)          | L   | 8,722c |
| 1/26  | 78  | * Penn State (A)         | L   | 2,805  |
| 1/29  | 74  | * George Washington (H)  | W   | 2,651  |
| 2/2   | 71  | *# Temple (A)            | L   | 3,900c |
| 2/4   | 88  | * St. Bonaventure (P) OT | L   | 7,824  |
| 2/6   | 83  | * George Washington (A)  | W   | 2,074  |
| 2/11  | 55  | * Rutgers (A)            | L   | 4,342  |
| 2/13  | 68  | * Massachusetts (A)      | L   | 2,755  |
| 2/20  | 74  | * Rutgers (H)            | L   | 2,211  |
| 2/23  | 50  | * West Virginia (A)      | L   | 8,733  |
| 2/25  | 57  | * Rhode Island (P)       | L   | 3,640  |
| 3/1   | 83  | * Massachusetts (H)      | W   | 1,219  |
| 3/4   | 87  | ** Massachusetts (P)     | W   | 3,519  |
| 3/5   | 59  | ** West Virginia (P)     | L   | 7,805  |

^ Far West Classic (Portland, OR)

Amos (11.2), Daly (2.2), Guokas (4.9), Kempinski (0.7), Leahy (16.5), McCrystal (1.8), McHugh (2.0), Miller (8.1), Owens (6.3), Shaak (3.6), Smith (13.8), Stewart (2.4), Verduyssen (1.3), Washington (3.1)

## 1987-88

(Won 15, Lost 14; A-10 9-9; Big 5 3-1)

Coach: Boyle

| DATE  | SJU | OPP                     | W/L | ATT    |
|-------|-----|-------------------------|-----|--------|
| 11/27 | 51  | ^ Mississippi (N)       | L   | 6,914  |
| 11/28 | 64  | ^ Loyola-Md. (N)        | W   | 6,538  |
| 12/2  | 72  | Cleveland State (H)     | L   | 2,413  |
| 12/10 | 62  | * Temple (A) (#11)      | L   | 4,500c |
| 12/12 | 53  | # Villanova (A)         | W   | 6,500c |
| 12/13 | 64  | Drexel (P)              | L   | 3,262  |
| 12/21 | 60  | * West Virginia (A)     | L   | 5,441  |
| 12/29 | 54  | ^^ Santa Clara (A)      | L   | 2,930  |
| 12/30 | 78  | ^^ Pacific (N)          | W   | 3,437  |
| 1/2   | 65  | * Rutgers (A)           | W   | 4,184  |
| 1/6   | 73  | * West Virginia (H)     | L   | 2,114  |
| 1/9   | 80  | * Rhode Island (H)      | L   | 2,008  |
| 1/11  | 62  | * Massachusetts (A)     | W   | 1,682  |
| 1/14  | 75  | * St. Bonaventure (H)   | W   | 1,154  |
| 1/17  | 82  | * Duquesne (H)          | W   | 2,120  |
| 1/19  | 73  | # La Salle (P)          | W   | 7,179  |
| 1/23  | 85  | * Rhode Island (A)      | L   | 4,829c |
| 1/28  | 83  | * Rutgers (P)           | W   | 2,141  |
| 1/30  | 59  | * Penn State (P)        | L   | 5,158  |
| 2/4   | 67  | * George Washington (A) | W   | 2,127  |
| 2/6   | 83  | * Massachusetts (P)     | W   | 3,296  |
| 2/13  | 75  | * Duquesne (A)          | L   | 1,603  |
| 2/18  | 62  | * St. Bonaventure (A)   | W   | 3,989  |
| 2/21  | 52  | * Penn State (A)        | L   | 2,434  |
| 2/23  | 76  | # Penn (P)              | W   | 2,772  |
| 2/27  | 64  | * George Washington (H) | W   | 3,039  |
| 3/2   | 62  | *# Temple (P)           | L   | 8,722c |
| 3/7   | 85  | ** Penn State (N) OT    | W   | 4,018  |
| 3/8   | 67  | ** Temple (N)           | L   | 6,036  |

^ MCI Harbor Classic (Baltimore, MD)

^^ Cable Car Classic (Santa Clara, CA)

Baggett (4.0), Blake (18.2), Brown (10.5), Leahy (11.1), McCrystal (0.0), McHugh (0.7), Miller (2.3), Owens (10.5), Shaak (3.5), Smith (7.8), Stewart (3.7), Washington (0.4)



# YEAR-BY-YEAR RESULTS

## 1986-87

(Won 16, Lost 13; A-10 9-9; Big 5 2-2)

Coach: Boyle

| DATE  | SJU   | OPP                   | W/L | ATT    |
|-------|-------|-----------------------|-----|--------|
| 12/3  | 80    | Cleveland State (A)   | L   | 3,102c |
| 12/6  | 82    | Drexel (A)            | W   | 2,500c |
| 12/8  | 49 *  | West Virginia (H)     | L   | 2,334  |
| 12/20 | 78    | Dayton (A) OT         | W   | 10,586 |
| 12/26 | 77 #^ | La Salle (P)          | W   | 7,710  |
| 12/27 | 86 ^  | Bradley (P)           | W   | 5,544  |
| 1/3   | 80 *  | Duquesne (A)          | W   | 1,415  |
| 1/5   | 89 *  | Rhode Island (A)      | W   | 2,703  |
| 1/7   | 83    | Duke (A) (#17)        | L   | 8,456c |
| 1/10  | 78 *  | Duquesne (H)          | W   | 2,442  |
| 1/15  | 86 *  | St. Bonaventure (A)   | W   | 3,825  |
| 1/18  | 69 *  | Temple (P)            | L   | 8,722c |
| 1/24  | 58 *  | Massachusetts (A)     | L   | 1,411  |
| 1/27  | 83 #  | Penn (P)              | W   | 3,134  |
| 1/29  | 79 *  | Rutgers (H)           | W   | 1,847  |
| 1/31  | 82 *  | Penn State (A)        | L   | 3,552  |
| 2/2   | 68 *  | St. Bonaventure (H)   | W   | 1,475  |
| 2/5   | 84    | South Florida (P)     | W   | 1,641  |
| 2/7   | 69 #* | Temple (A) (#6)       | L   | 4,500c |
| 2/9   | 84 *  | George Washington (A) | W   | 1,875  |
| 2/12  | 81 *  | Rhode Island (H)      | L   | 1,658  |
| 2/15  | 74 *  | Massachusetts (H)     | W   | 2,323  |
| 2/17  | 83 *  | George Washington (H) | W   | 1,109  |
| 2/19  | 87 #  | Villanova (P) 2OT     | L   | 8,722c |
| 2/22  | 68 *  | West Virginia (A)     | L   | 7,858  |
| 2/24  | 76 *  | Rutgers (A)           | L   | 1,867  |
| 2/25  | 67 *  | Penn State (H)        | L   | 2,453  |
| 3/1   | 81 ** | Penn State (A)        | W   | 2,314  |
| 3/3   | 68 ** | Temple (A) (#8)       | L   | 4,500c |

^ Jostens Classic (Philadelphia, PA)

Baggett (1.5), Blake (17.6), Carr (0.9), Castaldi (0.0), Concannon (1.4), Flint (14.6), Leahy (4.1), Mullee (11.1), Mulqueen (0.0), Owens (6.4), Quinn (0.0), Shaak (3.0), Smith (7.5), Springer (0.0), Thornton (13.5), Williams (13.9)

## 1985-86

(Won 26, Lost 6; A-10 16-2; Big 5 3-1)

Coach: Boyle

| DATE  | SJU   | OPP                   | W/L | ATT    |
|-------|-------|-----------------------|-----|--------|
| 12/5  | 53    | Siena (A)             | L   | 2,568  |
| 12/7  | 72    | Fairfield (A)         | W   | 2,811  |
| 12/9  | 45 *  | West Virginia (A)     | L   | 6,107  |
| 12/21 | 63 #  | Villanova (P)         | W   | 9,208c |
| 12/26 | 65 ^  | Kansas State (N) OT   | W   | 7,384  |
| 12/27 | 64 ^  | Oregon State (N)      | W   | 8,187  |
| 12/28 | 60 ^  | Iowa (N)              | W   | 7,345  |
| 1/4   | 72 *  | Penn State (H)        | W   | 2,200  |
| 1/6   | 81 *  | St. Bonaventure (H)   | W   | 1,750  |
| 1/9   | 80 *  | Temple (P)            | W   | 7,364  |
| 1/11  | 87 *  | George Washington (A) | W   | 2,412  |
| 1/13  | 66    | Duke (P)              | L   | 9,208c |
| 1/16  | 72 *  | Rhode Island (A)      | W   | 1,886  |
| 1/18  | 88 *  | Massachusetts (H)     | W   | 2,312  |
| 1/21  | 59 #  | Penn (P)              | W   | 5,697  |
| 1/25  | 71 *  | Rutgers (P)           | W   | 4,203  |
| 1/27  | 78 *  | West Virginia (P)     | W   | 8,459  |
| 1/30  | 54 *  | Penn State (A)        | L   | 1,899  |
| 2/1   | 73 *  | St. Bonaventure (A)   | W   | 5,651  |
| 2/3   | 67 *  | Duquesne (H)          | W   | 2,020  |
| 2/6   | 76 *  | George Washington (H) | W   | 1,922  |
| 2/8   | 65 #* | Temple (P)            | W   | 9,208c |
| 2/13  | 73 *  | Rhode Island (H)      | W   | 2,163  |
| 2/15  | 84 *  | Massachusetts (A)     | W   | 3,688  |
| 2/17  | 90 *  | Duquesne (A)          | W   | 1,819  |
| 2/20  | 69 #  | La Salle (P)          | L   | 6,607  |
| 2/22  | 73 *  | Rutgers (A)           | W   | 4,835  |
| 2/27  | 59 ** | Penn State (H)        | W   | 2,417  |
| 3/1   | 60 ** | Duquesne (N)          | W   | 5,503  |
| 3/3   | 72 ** | West Virginia (N)     | W   | 7,781  |
| 3/14  | 60 +  | Richmond (N)          | W   | 16,857 |
| 3/16  | 69 +  | Cleveland State (N)   | L   | 21,713 |

^ Far West Classic (Portland, OR)

Arnold (8.9), Baggett (1.9), Blake (13.5), Carr (1.2), Concannon (0.5), Flint (4.1), Leahy (2.3), Martin (17.8), Mullee (7.0), Slattery (5.0), Williams (13.0), Woods (1.8)

## 1984-85

(Won 19, Lost 12; A-10 13-5; Big 5 2-2)

Coach: Boyle

| DATE  | SJU   | OPP                   | W/L | ATT    |
|-------|-------|-----------------------|-----|--------|
| 11/29 | 56    | Siena (H)             | W   | 2,344  |
| 12/1  | 46    | Duke (A) (#4)         | L   | 8,564  |
| 12/5  | 63    | Old Dominion (A)      | L   | 3,533  |
| 12/8  | 81    | Fairfield (H)         | W   | 1,910  |
| 12/11 | 69 #  | La Salle (P)          | L   | 3,979  |
| 12/14 | 57 ^  | Stetson (N)           | W   | 13,915 |
| 12/15 | 44 ^  | Indiana (A) (#16)     | L   | 14,255 |
| 12/22 | 59 #  | Penn (S) OT           | W   | 9,545  |
| 1/3   | 45 *  | Temple (P)            | W   | 6,624  |
| 1/5   | 50 *  | West Virginia (P)     | L   | 3,663  |
| 1/10  | 76 *  | Rutgers (A)           | L   | 4,697  |
| 1/12  | 76 *  | St. Bonaventure (A)   | W   | 4,439  |
| 1/17  | 80 *  | Massachusetts (A)     | L   | 863    |
| 1/19  | 64 *  | George Washington (H) | W   | 1,344  |
| 1/24  | 48 *  | Rhode Island (A)      | W   | 2,256  |
| 1/26  | 84 *  | Penn State (A)        | W   | 3,127  |
| 1/31  | 70 *  | Duquesne (A)          | W   | 2,280  |
| 2/2   | 72 *  | Penn State (H)        | W   | 2,012  |
| 2/7   | 64 *  | George Washington (A) | W   | 2,349  |
| 2/9   | 81 *  | Duquesne (P)          | W   | 6,508  |
| 2/14  | 66 *  | Massachusetts (H)     | W   | 1,748  |
| 2/16  | 73 *  | Rhode Island (H)      | W   | 1,832  |
| 2/19  | 44 #  | Villanova (S)         | L   | 10,409 |
| 2/21  | 79 *  | Penn State (H)        | W   | 1,241  |
| 2/23  | 71 *  | Rutgers (H)           | W   | 2,144  |
| 2/28  | 67 *  | West Virginia (A)     | L   | 8,319  |
| 3/2   | 70 ** | Temple (P)            | W   | 8,691  |
| 3/7   | 52 ** | George Washington (N) | W   | 9,568c |
| 3/8   | 61 ** | Temple (N)            | L   | 7,218  |
| 3/14  | 68 ** | Missouri (A)          | W   | 3,819  |
| 3/19  | 61 ** | Virginia (A)          | L   | 8,500  |

^ Indiana Classic (Bloomington, IN)

Arnold (5.2), Blake (9.5), Becker (1.3), Carr (1.0), Concannon (0.6), Dzurenda (0.4), Flint (7.4), Lojewski (15.5), Martin (16.5), Mullee (5.3), Owens (3.9), Slattery (2.3), Williams (6.3)

## 1983-84

(Won 20, Lost 9; A-10 13-5; Big 5 2-2)

Coach: Boyle

| DATE  | SJU   | OPP                   | W/L | ATT    |
|-------|-------|-----------------------|-----|--------|
| 11/26 | 66    | Wheeling (H)          | W   | 2126   |
| 11/30 | 50 #  | Villanova (P) OT      | L   | 9,208c |
| 12/3  | 82    | Fairfield (A)         | W   | 2,800  |
| 12/6  | 74 #  | La Salle (P)          | W   | 4,607  |
| 12/13 | 88 *  | St. Bonaventure (P)   | W   | 3,114  |
| 12/29 | 61 ^  | Ohio State (N)        | W   | 2,856  |
| 12/30 | 106 ^ | Alaska-Anchorage (N)  | W   | 3,402  |
| 1/4   | 83 *  | Temple (S) OT         | L   | 12,890 |
| 1/7   | 74 *  | West Virginia (A) OT  | W   | 9,013  |
| 1/10  | 77    | Widener (H)           | W   | 2,000  |
| 1/12  | 60 *  | Rutgers (P) OT        | W   | 2,742  |
| 1/14  | 86 #  | Penn (P)              | W   | 5,692  |
| 1/19  | 67 *  | Massachusetts (P) 2OT | W   | 1,547  |
| 1/21  | 68 *  | George Washington (A) | L   | 3,500  |
| 1/26  | 74 *  | Rhode Island (A)      | W   | 2,944  |
| 1/28  | 75 *  | Penn State (H)        | W   | 2,410  |
| 2/2   | 92 *  | Duquesne (H)          | W   | 2,000  |
| 2/4   | 80 *  | Penn State (A)        | W   | 4,010  |
| 2/7   | 58    | DePaul (P) (#2)       | W   | 8,421  |
| 2/9   | 73 *  | George Washington (P) | W   | 1,622  |
| 2/11  | 76 *  | Duquesne (A)          | W   | 2,879  |
| 2/16  | 89 *  | Massachusetts (A)     | L   | 4,200  |
| 2/18  | 70 *  | Rhode Island (P)      | W   | 4,111  |
| 2/23  | 59 *  | St. Bonaventure (A)   | W   | 4,463  |
| 2/25  | 75 *  | Rutgers (A)           | L   | 6,749  |
| 3/1   | 75 *  | West Virginia (H)     | W   | 2,008  |
| 3/3   | 58 ** | Temple (P)            | L   | 9,208c |
| 3/8   | 67 ** | St. Bonaventure (N)   | L   | 8,325  |
| 3/16  | 63 ** | Boston College (P)    | L   | 4,127  |

^ Cable Car Classic (Santa Clara, CA)

Arnold (4.4), Concannon (1.3), Costner (18.6), Dzurenda (0.6), Flint (3.7), Lojewski (15.4), Martin (15.6), Mitchell (1.9), Slattery (0.8), Springman (9.5), Welton (2.5), Williams (4.6)



The 1985-86 Hawks, led by top scorers Mo Martin (#11) and Wayne Williams (#20), went 26-6 and reached the NCAA Second Round.

# YEAR-BY-YEAR RESULTS

## 1982-83

(Won 15, Lost 13; A-10 8-6; Big 5 2-2)

Coach: Boyle

| DATE  | SJU | OPP                     | W/L | ATT    |
|-------|-----|-------------------------|-----|--------|
| 12/4  | 64  | Va. Commonwealth (A)    | L   | 6,600  |
| 12/8  | 64  | Maryland (A)            | W   | 9,850  |
| 12/11 | 110 | Fairfield (H)           | W   | 1,358  |
| 12/14 | 69  | * Penn State (P)        | L   | 4,291  |
| 12/17 | 77  | ^ Illinois-Chicago (N)  | W   | 453    |
| 12/18 | 99  | ^ Northeastern (N)      | W   | 759    |
| 12/21 | 63  | Bradley (A)             | L   | 9,500  |
| 12/27 | 65  | ^^ Wake Forest (N)      | L   | 9,908  |
| 12/29 | 68  | ^^ Brigham Young (N)    | W   | 13,785 |
| 1/8   | 65  | * Rutgers (H)           | L   | 2,240  |
| 1/13  | 68  | * Duquesne (A)          | W   | 2,452  |
| 1/15  | 85  | # Penn (P)              | W   | 8,043  |
| 1/17  | 77  | * Rutgers (A)           | L   | 6,783  |
| 1/19  | 88  | * Rhode Island (A)      | W   | 3,113  |
| 1/22  | 80  | * Temple (P)            | W   | 9,208c |
| 1/26  | 98  | * Massachusetts (P)     | W   | 4,890  |
| 1/31  | 54  | DePaul (A)              | L   | 11,788 |
| 2/5   | 60  | # La Salle (P)          | L   | 7,843  |
| 2/7   | 68  | * St. Bonaventure (A)   | W   | 4,615  |
| 2/9   | 64  | * West Virginia (P)     | L   | 6,891  |
| 2/15  | 63  | * Rhode Island (H)      | L   | 1,034  |
| 2/19  | 88  | *# Temple (P)           | W   | 5,132  |
| 2/22  | 62  | # Villanova (S)         | L   | 18,060 |
| 2/25  | 78  | Boston Univ. (A)        | W   | 1,032  |
| 2/26  | 89  | * Massachusetts (A)     | W   | 4,107  |
| 3/2   | 92  | * George Washington (H) | W   | 1,013  |
| 3/5   | 66  | * West Virginia (A)     | L   | 9,517  |
| 3/9   | 69  | ** Temple (S)           | L   | 4,572  |

^ Atlantic City Classic (Atlantic City, NJ)  
^^ ECAC Holiday Festival (New York, NY)

Arnold (3.2), Callahan (1.3), Costner (15.2), DiCaro (2.0), Lojewski (18.2), Martin (10.4), McFarlan (16.1), Mitchell (1.4), Slatery (1.8), Springman (1.7), Welton (2.4), Williams (7.8)

## 1981-82

(Won 25, Lost 5; ECC 10-1; Big 5 3-1)

Coach: Boyle

| DATE  | SJU | OPP                        | W/L | ATT     |
|-------|-----|----------------------------|-----|---------|
| 11/29 | 74  | Scranton (H)               | W   | 1,981   |
| 12/2  | 76  | * Rider (H)                | W   | 1,202   |
| 12/4  | 73  | ^ North Texas State (N)    | W   | 14,275c |
| 12/5  | 59  | ^ Syracuse (A)             | W   | 17,272  |
| 12/9  | 45  | Bradley (P)                | L   | 5,122   |
| 12/11 | 63  | ^^ Cal State-Fullerton (N) | W   | 3,000   |
| 12/12 | 77  | ^^ Cal-Santa Barbara (A)   | W   | 3,500   |
| 12/14 | 72  | Creighton (A)              | L   | 5,100   |
| 12/30 | 71  | * Bucknell (H)             | W   | 1,430   |
| 1/2   | 72  | Cornell (H)                | W   | 1,102   |
| 1/6   | 81  | * Lafayette (P)            | W   | 5,217   |
| 1/9   | 79  | * Delaware (H)             | W   | 909     |
| 1/12  | 79  | # Penn (P)                 | W   | 6,203   |
| 1/16  | 76  | UNC-Charlotte (A)          | W   | 5,037   |
| 1/21  | 64  | * Lehigh (A)               | W   | 1,200   |
| 1/23  | 77  | *# Temple (P)              | L   | 9,082   |
| 1/25  | 93  | * West Chester (A)         | W   | 2,000   |
| 1/27  | 60  | Va. Commonwealth (P)       | W   | 6,914   |
| 1/31  | 84  | # Villanova (P)            | W   | 9,208c  |
| 2/3   | 44  | DePaul (A) (#3) OT         | L   | 12,283  |
| 2/6   | 69  | Old Dominion (P)           | W   | 4,834   |
| 2/10  | 93  | * Drexel (A)               | W   | 2,983   |
| 2/13  | 83  | *# La Salle (P)            | W   | 7,541   |
| 2/17  | 65  | Fordham (A)                | W   | 5,065   |
| 2/20  | 59  | * Hofstra (H)              | W   | 2,221   |
| 2/23  | 51  | * American (A)             | W   | 2,700   |
| 3/3   | 65  | ** Hofstra (H)             | W   | 1,100   |
| 3/5   | 83  | ** La Salle (P)            | W   | 5,083   |
| 3/6   | 75  | ** Drexel (P)              | W   | 4,483   |
| 3/12  | 62  | + Northeastern (N)         | L   | 15,225  |

^ Carrier Classic (Syracuse, NY)  
^^ Nike Classic (Santa Barbara, CA)

Barton (0.8), Clark (8.3), Costner (14.5), Dearborn (6.2), DiCaro (1.2), Healy (0.7), Lojewski (9.4), McFarlan (14.3), Mitchell (1.4), Springman (2.0), Van Osten (0.5), Warrick (14.9)

## 1980-81

(Won 25, Lost 8; ECC 9-2; Big 5 2-2)

Coach: Lynam

| DATE  | SJU | OPP                      | W/L | ATT    |
|-------|-----|--------------------------|-----|--------|
| 11/30 | 76  | Scranton (H)             | W   | 1,765  |
| 12/2  | 71  | * Rider (A)              | W   | 2,200  |
| 12/6  | 83  | * West Chester (H)       | W   | 1,052  |
| 12/9  | 51  | Princeton (A) OT         | W   | 2,210  |
| 12/11 | 42  | Cornell (A)              | W   | 1,360  |
| 12/13 | 45  | Jacksonville (P)         | W   | 4,012  |
| 12/27 | 67  | Michigan State (A)       | L   | 6,953  |
| 12/29 | 87  | ^ Bowling Green (N)      | W   | 13,211 |
| 12/30 | 57  | ^ Maryland (A) (#9)      | L   | 13,779 |
| 1/3   | 92  | St. Francis-Pa. (H)      | W   | 1,722  |
| 1/7   | 66  | * Bucknell (A)           | W   | 2,000  |
| 1/10  | 44  | Jacksonville (A)         | W   | 4,629  |
| 1/13  | 59  | * Lafayette (A)          | W   | 2,500  |
| 1/20  | 67  | * Delaware (A)           | W   | 894    |
| 1/25  | 72  | UNC-Charlotte (P)        | W   | 8,558  |
| 1/28  | 63  | # Penn (P)               | W   | 6,990  |
| 1/31  | 56  | *# La Salle (P)          | L   | 9,208c |
| 2/2   | 88  | Albright (H)             | W   | 746    |
| 2/6   | 64  | North Carolina (N)       | W   | 10,782 |
| 2/7   | 42  | North Carolina State (N) | L   | 11,198 |
| 2/11  | 94  | * Drexel (P)             | W   | 4,412  |
| 2/14  | 61  | *# Temple (P)            | W   | 7,151  |
| 2/16  | 74  | * Lehigh (H)             | W   | 856    |
| 2/18  | 54  | * Hofstra (A)            | W   | 3,100  |
| 2/24  | 83  | * American (P) OT        | L   | 9,208c |
| 2/28  | 62  | # Villanova (P)          | L   | 9,208c |
| 3/4   | 60  | ** Temple (H)            | W   | 2,046  |
| 3/6   | 73  | ** Lafayette (P)         | W   | 5,144  |
| 3/7   | 63  | ** American (P)          | W   | 6,150  |
| 3/12  | 59  | + Creighton (N)          | W   | 13,252 |
| 3/14  | 49  | + DePaul (N)             | W   | 13,458 |
| 3/20  | 42  | + Boston College (N)     | W   | 17,091 |
| 3/22  | 46  | + Indiana (A)            | L   | 17,112 |

^ Maryland Invitational (College Park, MD)

Clark (5.8), Costner (10.0), Dearborn (3.4), DiCaro (0.8), Healy (0.7), Kearney (1.9), McFarlan (7.1), Mitchell (2.1), Morrison (0.0), Morrow (7.5), Robbins (1.7), Smith (10.8), Springman (2.0), Warrick (13.5), Williams (12.5)

## 1979-80

(Won 21, Lost 9; ECC 10-1, Big 5 4-0)

Coach: Lynam

| DATE  | SJU | OPP                 | W/L | ATT    |
|-------|-----|---------------------|-----|--------|
| 12/3  | 58  | Loyola-Md. (H)      | W   | 936    |
| 12/7  | 38  | ^ St. Peter's (N)   | W   | 3,869  |
| 12/8  | 82  | ^ Manhattan (N)     | W   | 4,100  |
| 12/10 | 67  | Catholic (A) 2OT    | L   | 800    |
| 12/12 | 46  | * West Chester (A)  | W   | 450    |
| 12/17 | 75  | ^^ Rollins (A) OT   | L   | 1,200  |
| 12/18 | 86  | ^^ Manhattan (N)    | W   | 1,508  |
| 1/2   | 74  | * Rider (H)         | W   | 736    |
| 1/4   | 80  | Long Island (N)     | W   | 4,741  |
| 1/5   | 52  | Old Dominion (A)    | W   | 4,976  |
| 1/8   | 53  | Georgetown (P)      | L   | 6,253  |
| 1/12  | 71  | * Drexel (H)        | W   | 1,045  |
| 1/14  | 55  | St. John's (A)      | L   | 4,372  |
| 1/19  | 54  | * Lafayette (H)     | W   | 1,546  |
| 1/21  | 65  | * Lehigh (A)        | W   | 1,200  |
| 1/23  | 60  | # Penn (P) 3OT      | W   | 6,156  |
| 1/26  | 53  | Princeton (P)       | L   | 5,147  |
| 1/30  | 72  | * Bucknell (P)      | W   | 9,208c |
| 2/2   | 58  | *# La Salle (P)     | W   | 6,451  |
| 2/9   | 53  | *# Temple (C) OT    | W   | 5,080  |
| 2/11  | 73  | * Delaware (H)      | W   | 811    |
| 2/13  | 95  | * Hofstra (H)       | W   | 700    |
| 2/16  | 65  | Rhode Island (A) OT | W   | 3,629  |
| 2/19  | 54  | Providence (P)      | W   | 5,771  |
| 2/21  | 62  | * American (A)      | W   | 2,000  |
| 2/23  | 60  | # Villanova (P)     | W   | 9,208c |
| 2/27  | 70  | ** Hofstra (H)      | W   | 1,278  |
| 2/29  | 76  | ** Bucknell (P)     | W   | 3,340  |
| 3/1   | 49  | ** La Salle (P)     | L   | 2,901  |
| 3/5   | 61  | ** Texas (A)        | L   | 7,129  |

^ Jersey Classic (Piscataway, NJ)

^^ Tangerine Bowl (Winter Park, FL)

Collins (0.5), Dearborn (3.7), DiCaro (1.8), DiRuggeris (3.2), Griffin (8.9), Healy (0.7), Kearney (3.1), Morrison (1.7), Morrow (12.0), Rafferty (0.0), Smith (8.7), Van Osten (1.7), Warrick (11.9), Williams (13.9)

## 1978-79

(Won 19, Lost 11; ECC 9-2; Big 5 2-2)


Coach: Lynam

| DATE  | SJU | OPP                  | W/L | ATT    |
|-------|-----|----------------------|-----|--------|
| 11/25 | 75  | Loyola-Md. (A)       | W   | 1,050  |
| 11/29 | 79  | * Rider (A)          | W   | 1,000  |
| 12/2  | 77  | Providence (A)       | W   | 7,632  |
| 12/4  | 70  | Catholic (H)         | L   | 1,041  |
| 12/8  | 71  | ^ Brigham Young (A)  | L   | 18,633 |
| 12/9  | 73  | ^ Santa Clara (N)    | L   | 6,209  |
| 12/13 | 77  | * West Chester (H)   | W   | 1,225  |
| 12/16 | 68  | St. Peter's (P)      | W   | 5,803  |
| 12/29 | 56  | ^^ Maryland (A) OT   | L   | 5,612  |
| 12/30 | 62  | ^^ Holy Cross (N)    | W   | 8,137  |
| 1/2   | 37  | Georgetown (A) (#15) | W   | 2,470  |
| 1/6   | 61  | Vermont (A)          | L   | 1,345  |
| 1/10  | 61  | * Bucknell (A) 2 OT  | L   | 1,500  |
| 1/13  | 71  | * Lehigh (H)         | W   | 838    |
| 1/16  | 42  | # Penn (P)           | L   | 7,526  |
| 1/20  | 65  | * Lafayette (A)      | W   | 1,800  |
| 1/25  | 57  | * Hofstra (A)        | W   | 978    |
| 1/28  | 40  | St. John's (H)       | L   | 1,926  |
| 1/31  | 92  | * American (P)       | W   | 5,243  |
| 2/3   | 55  | Rhode Island (P)     | W   | 6,491  |
| 2/6   | 62  | * Drexel (A)         | W   | 1,000  |
| 2/9   | 54  | # Villanova (P) OT   | W   | 9,208c |
| 2/12  | 65  | * Delaware (A)       | W   | 610    |
| 2/17  | 94  | *# La Salle (P)      | W   | 7,387  |
| 2/21  | 68  | *# Temple (P)        | L   | 5,392  |
| 2/24  | 57  | St. Francis-Pa. (P)  | W   | 5,755  |
| 2/28  | 68  | ** La Salle (H) OT   | W   | 2,080  |
| 3/2   | 69  | ** Bucknell (P)      | W   | 5,110  |
| 3/3   | 60  | ** Temple (P)        | L   | 6,171  |
| 3/7   | 66  | ** Ohio State (A)    | L   | 13,086 |

^ Cougar Classic (Provo, UT)

^^ Maryland Invitational (College Park, MD)

Black (15.5), Clark (6.7), Dearborn (1.5), DiRuggeris (2.8), Griffin (6.9), Healy (1.0), Hubbard (3.4), Major (7.5), Smith (5.3), Valderas (9.1), Van Osten (1.5), Warrick (3.3), Williams (10.3)



John Smith battles Mark Aguirre of No. 1 DePaul in 1981. Smith hit a layup at the buzzer as SJU upset DePaul, 49-48, in the NCAA Second Round, in one of the most memorable games in Hawk history.

# YEAR-BY-YEAR RESULTS



Pat McFarland (left) and Mike Bantom (right) were involved in the closest scoring race in school history in 1972-73, when both players averaged 20.3 points per game. McFarland edged Bantom by one point to take the title. Marvin O'Connor in 2000-01 (22.1) and Jameer Nelson in '03-04 (20.6) are the only two players to average 20 or more points since then.



Jack McKinney and Clifford Anderson both earned induction into the SJU Athletics Hall of Fame. McKinney played in the mid-1950's for Jack Ramsay, then was head coach from 1966 to 1974. Anderson is the Hawks' all-time leading rebounder with 1,228 from 1964 to 1967.

## 1977-78

(Won 13, Lost 15; ECC 2-3; Big 5 0-4)

Coach: Booth

| DATE  | SJU | OPP                            | W/L  | ATT   |
|-------|-----|--------------------------------|------|-------|
| 11/25 | 85  | Richmond (A) .....             | 57 W | 6,000 |
| 11/26 | 69  | ^ William & Mary (N) .....     | 60 W | 5,500 |
| 11/30 | 108 | Albright (H) .....             | 78 W | 6,000 |
| 12/3  | 58  | Philadelphia Textile (H) ..... | 59 L | 1,100 |
| 12/6  | 93  | Rider (H) .....                | 83 W | 1,089 |
| 12/10 | 61  | Rhode Island (A) .....         | 65 L | 4,829 |
| 12/18 | 55  | Georgetown (H) 2OT .....       | 61 L | 1,856 |
| 12/28 | 61  | North Carolina Slate (A) ..... | 70 L | 9,100 |
| 12/29 | 61  | Duke (N) .....                 | 74 L | 8,900 |
| 1/4   | 79  | Boston College (A) .....       | 81 L | 2,850 |
| 1/7   | 72  | Loyola-Md. (H) .....           | 58 W | 1,408 |
| 1/11  | 69  | Providence (P) .....           | 76 L | 5,578 |
| 1/14  | 66  | Lafayette (P) OT .....         | 64 W | 7,031 |
| 1/19  | 82  | Mount St. Mary's (H) .....     | 67 W | 687   |
| 1/21  | 85  | Vermont (H) .....              | 59 W | 526   |
| 1/25  | 69  | # Penn (P) .....               | 80 L | 4,078 |
| 2/1   | 74  | * American (A) .....           | 48 W | 975   |
| 2/4   | 74  | *# La Salle (P) .....          | 82 L | 7,761 |
| 2/7   | 77  | * Drexel (H) .....             | 88 L | 419   |
| 2/11  | 65  | *# Temple (P) .....            | 72 L | 3,650 |
| 2/13  | 90  | Delaware (H) .....             | 83 W | 556   |
| 2/15  | 80  | King's-Pa. (A) OT .....        | 78 W |       |
| 2/18  | 62  | Fairfield (A) .....            | 86 L | 4,284 |
| 2/21  | 97  | * Hofstra (P) .....            | 90 W | 4,611 |
| 2/23  | 57  | St. John's (A) .....           | 79 L | 4,055 |
| 2/25  | 64  | # Villanova (P) .....          | 72 L | 8,152 |
| 2/27  | 90  | ** Drexel (A) OT .....         | 80 W | 1,000 |
| 3/1   | 82  | ** La Salle (A) .....          | 89 L | 1,000 |

^ Spider Classic (Richmond, VA)

Alter (1.8), Black (17.6), Clark (3.8), DiRugeri (4.5), J. Griffin (3.4), L. Griffin (7.6), Haggerty (5.5), Hifferty (0.0), Hubbard (2.4), Major (10.0), Teti (0.0), Thomas (9.4), Valderas (3.8), Willcox (0.0), Williams (17.2)

## 1976-77

(Won 13, Lost 13; ECC 2-3; Big 5 0-4)

Coach: Booth

| DATE  | SJU | OPP                           | W/L  | ATT    |
|-------|-----|-------------------------------|------|--------|
| 11/27 | 77  | Loyola-Md. (A) .....          | 74 W |        |
| 12/1  | 71  | Albright (A) .....            | 59 W | 2,000  |
| 12/4  | 65  | Rhode Island (P) .....        | 75 L | 5,778  |
| 12/7  | 74  | Lafayette (P) .....           | 70 W | 4,018  |
| 12/11 | 43  | Princeton (A) .....           | 46 L | 3,900  |
| 12/18 | 65  | Boston College (P) .....      | 62 W | 9,208c |
| 12/21 | 74  | Franklin & Marshall (H) ..... | 56 W | 1,000  |
| 12/27 | 56  | ^ Brigham Young (N) .....     | 68 L |        |
| 12/29 | 67  | ^ Ohio University (N) .....   | 62 W |        |
| 12/30 | 69  | ^ Baylor (N) .....            | 67 W |        |
| 1/5   | 64  | Providence (A) (#17) .....    | 65 L |        |
| 1/8   | 101 | Fairfield (P) .....           | 91 W | 1,917  |
| 1/12  | 57  | St. John's (P) .....          | 74 L | 3,364  |
| 1/15  | 61  | *# La Salle (P) .....         | 69 L | 5,739  |
| 1/19  | 55  | # Penn (P) .....              | 63 L | 5,285  |
| 1/22  | 72  | Rider (A) .....               | 49 W |        |
| 1/26  | 64  | Georgetown (A) .....          | 76 L | 2,200  |
| 1/29  | 59  | South Carolina (P) .....      | 78 L | 2,902  |
| 2/2   | 77  | * American (P) .....          | 70 W | 8,073  |
| 2/5   | 97  | King's-Pa. (P) .....          | 76 W | 4,152  |
| 2/9   | 62  | * Drexel (A) .....            | 53 W | 1,904  |
| 2/12  | 62  | Duke (A) .....                | 72 L | 7,800  |
| 2/15  | 68  | * Hofstra (A) .....           | 75 L | 3,152  |
| 2/19  | 78  | # Villanova (S) .....         | 92 L | 12,138 |
| 2/23  | 111 | Canisius (P) .....            | 62 W | 1,231  |
| 2/28  | 74  | *# Temple (P) .....           | 81 L | 5,152  |

^ All-College Tournament (Oklahoma City, OK)

Benson (4.4), Black (16.7), Clancy (0.0), J. Griffin (2.4), L. Griffin (6.4), Haggerty (2.7), Hubbard (3.1), Hurley (1.8), Major (15.0), Thomas (11.6), Valderas (7.5), Vassalotti (3.9)

# YEAR-BY-YEAR RESULTS

## 1975-76

(Won 10, Lost 16; ECC 4-1; Big 5 3-1)

Coach: Booth

| DATE  | SJU   | OPP                   | W/L   | ATT    |
|-------|-------|-----------------------|-------|--------|
| 11/28 | 110   | Albright (P)          | 70 W  | 3,491  |
| 12/3  | 88    | Lafayette (A)         | 95 L  | 3,000  |
| 12/6  | 73    | Bowling Green (P) OT  | 74 L  | 3,444  |
| 12/10 | 72 *  | Hofstra (H)           | 71 W  | 1,650  |
| 12/16 | 85    | Rider (P)             | 70 W  |        |
| 12/20 | 77 #  | Penn (P)              | 71 W  | 7,058  |
| 12/26 | 83 ^  | Wake Forest (N)       | 107 L |        |
| 12/27 | 90 ^  | Jacksonville (A)      | 91 L  | 7,500  |
| 1/3   | 62    | St. John's (A)        | 75 L  | 3,484  |
| 1/7   | 61    | Georgetown (P)        | 72 L  | 2,669  |
| 1/10  | 96    | Xavier (A) 2OT        | 109 L |        |
| 1/13  | 46    | Princeton (P)         | 56 L  | 2,671  |
| 1/17  | 86 *# | La Salle (P)          | 75 W  | 5,327  |
| 1/21  | 71    | Providence (P)        | 81 L  | 4,177  |
| 1/24  | 63    | Vermont (A)           | 62 W  |        |
| 1/28  | 57    | Boston College (A)    | 56 W  | 2,000  |
| 1/31  | 72    | Mount St. Mary's (H)  | 57 W  | 2,000  |
| 2/4   | 61 *  | American (A)          | 57 W  | 1,012  |
| 2/6   | 66 *  | Drexel (P)            | 67 L  | 4,883  |
| 2/11  | 75    | George Washington (A) | 82 L  | 1,200  |
| 2/14  | 73    | Duke (P)              | 85 L  |        |
| 2/18  | 74 *# | Temple (P)            | 62 W  | 3,117  |
| 2/21  | 74    | Fairfield (A)         | 75 L  | 3,000  |
| 2/24  | 71    | Canisius (A)          | 77 L  | 913    |
| 2/28  | 60 #  | Villanova (P)         | 71 L  | 9,208c |
| 3/1   | 72 ** | Temple (P)            | 80 L  |        |

^ Gator Bowl (Jacksonville, FL)

Benson (4.0), Black (16.9), Borski (1.3), Cakert (4.2), Griffin (1.7), Haggerty (5.2), Hubbard (0.6), Hurley (0.0), Major (14.0), Taylor (15.4), Thomas (11.1), Valderas (7.2), Vassalotti (9.3), Willcox (2.6)

## 1974-75

(Won 8, Lost 17; ECC 3-3; Big 5 0-4)

Coach: Booth

| DATE  | SJU   | OPP                      | W/L  | ATT    |
|-------|-------|--------------------------|------|--------|
| 12/4  | 71    | Rider (H)                | 69 W | 1,800  |
| 12/5  | 61    | Albright (A)             | 60 W |        |
| 12/7  | 64    | Bowling Green (A)        | 86 L | 4,470  |
| 12/11 | 54    | South Carolina (A) (#13) | 89 L | 11,871 |
| 12/14 | 60    | Pittsburgh (A)           | 72 L | 2,837  |
| 12/28 | 66 ^  | Fordham (N)              | 94 L | 13,101 |
| 12/30 | 56 ^  | Rutgers (N)              | 91 L | 11,117 |
| 1/3   | 64 ^^ | Catholic (N)             | 72 L | 1,500  |
| 1/4   | 74 ^^ | Vermont (N)              | 81 L | 2,000  |
| 1/8   | 68    | Providence (A) (#19)     | 82 L | 8,396  |
| 1/10  | 84    | Boston College (P)       | 97 L | 3,661  |
| 1/15  | 60 *# | La Salle (P) (#11)       | 68 L | 6,210  |
| 1/18  | 62    | George Washington (H)    | 71 L | 1,000  |
| 1/21  | 70 #  | Penn (P)                 | 79 L | 4,563  |
| 1/24  | 63    | Fairfield (P)            | 56 W |        |
| 1/27  | 69    | Army (A)                 | 54 W |        |
| 1/29  | 61 *  | Hofstra (A)              | 60 W | 1,700  |
| 2/1   | 84    | Vermont (P)              | 70 W | 3,078  |
| 2/3   | 71 *  | West Chester (H)         | 54 W | 1,250  |
| 2/5   | 64 *  | American (H)             | 66 L | 2,257  |
| 2/8   | 55 *  | Drexel (A)               | 51 W | 800    |
| 2/12  | 70    | Georgetown (A)           | 89 L | 1,917  |
| 2/15  | 67 *# | Temple (P)               | 81 L | 2,084  |
| 2/19  | 73    | St. John's (P)           | 92 L | 4,280  |
| 2/22  | 67 #  | Villanova (P)            | 71 L | 9,233  |

^ ECAC Holiday Festival (New York, NY)

^^ Lafayette Invitational (Easton, PA)

Benson (1.6), Borski (3.8), Cakert (6.1), Griffin (5.0), MacZinko (4.2), Rafferty (8.9), Righter (16.1), Scott (0.7), Snyder (3.1), Thomas (9.2), Vassalotti (9.4), Willcox (5.1)

## 1973-74

(Won 19, Lost 11; MAC 5-1; Big 5 2-2)

Coach: McKinney

| DATE  | SJU   | OPP                      | W/L  | ATT   |
|-------|-------|--------------------------|------|-------|
| 11/30 | 65    | Army (P)                 | 54 W | 5,134 |
| 12/5  | 66    | Rider (P)                | 46 W | 4,135 |
| 12/7  | 77    | Albright (H)             | 49 W |       |
| 12/11 | 86 *  | Hofstra (H)              | 65 W |       |
| 12/15 | 67    | Philadelphia Textile (P) | 46 W | 5,008 |
| 12/21 | 56 ^  | Santa Clara (N)          | 70 L |       |
| 12/22 | 63 ^  | San Francisco (N)        | 80 L |       |
| 12/26 | 72 ^^ | Washington State (N)     | 65 W |       |
| 12/28 | 62 ^^ | Hawaii (A)               | 73 L | 7,863 |
| 1/2   | 65    | San Jose State (A)       | 67 L |       |
| 1/4   | 66    | California-Irvine (A)    | 64 W | 1,187 |
| 1/8   | 61    | Bowling Green (P)        | 49 W | 6,458 |
| 1/15  | 53 #  | Penn (P)                 | 55 L | 5,048 |
| 1/19  | 62    | Providence (P)           | 67 L | 6,381 |
| 1/21  | 78 *  | Drexel (H)               | 50 W | 2,350 |
| 1/23  | 62 *  | American (A)             | 49 W |       |
| 1/26  | 77    | Xavier (P)               | 71 W | 2,480 |
| 1/28  | 76 *  | West Chester (A)         | 54 W |       |
| 1/30  | 75 *# | La Salle (P)             | 73 W | 4,671 |
| 2/2   | 68    | Fairfield (A)            | 59 W | 3,600 |
| 2/5   | 70    | Georgetown (H)           | 64 W |       |
| 2/7   | 73    | Manhattan (A) 2OT        | 80 L |       |
| 2/9   | 64    | Boston College (A)       | 81 L | 2,721 |
| 2/13  | 59    | St. John's (A) OT        | 61 L |       |
| 2/16  | 67 *# | Temple (P) OT            | 73 L | 2,854 |
| 2/19  | 82    | King's-Pa. (H)           | 70 W | 2,874 |
| 2/23  | 59 #  | Villanova (P)            | 53 W | 9,200 |
| 3/1   | 64 ** | Lafayette (P) 2OT        | 61 W | 2,791 |
| 3/2   | 76 ** | La Salle (P)             | 71 W | 3,414 |
| 3/9   | 42 +  | Pittsburgh (N)           | 54 L | 6,663 |

^ Cable Car Classic (Oakland, CA)

^^ Rainbow Classic (Honolulu, HI)

Benson (0.7), Borski (1.1), Furey (7.0), Gaines (1.0), Kelly (4.3), Krause (1.5), MacZinko (1.8), Moody (11.6), O'Brien (10.9), Peltzer (5.8), Prybella (11.1), Rafferty (2.5), Righter (12.1), Zipp (1.1)

## 1972-73

(Won 22, Lost 6; MAC 6-0; Big 5 2-2)

Coach: McKinney

| DATE  | SJU   | OPP                     | W/L  | ATT   |
|-------|-------|-------------------------|------|-------|
| 12/1  | 67    | Albright (A)            | 49 W |       |
| 12/5  | 92    | Rider (H)               | 51 W |       |
| 12/8  | 74 ^  | Southwest Louisiana (A) | 85 L |       |
| 12/9  | 62 ^  | Texas-El Paso (N)       | 63 L | 8,655 |
| 12/13 | 53 #  | Penn (P)                | 54 L | 3,610 |
| 12/22 | 90    | San Jose State (P)      | 76 W |       |
| 12/27 | 89 ^^ | Rhode Island (P)        | 64 W |       |
| 12/28 | 76 ^^ | Duquesne (P)            | 71 W |       |
| 12/30 | 77 ^^ | La Salle (P)            | 52 W | 9,019 |
| 1/6   | 68 *# | La Salle (P)            | 55 W |       |
| 1/9   | 78 *  | American (P)            | 55 W | 2,869 |
| 1/13  | 68 #  | Drexel (P)              | 53 W | 3,692 |
| 1/17  | 61    | Bowling Green (A) OT    | 60 W |       |
| 1/20  | 96    | Fairfield (P)           | 69 W | 7,102 |
| 1/24  | 70    | Georgetown (A)          | 59 W |       |
| 1/27  | 72 #  | Villanova (P) 2OT       | 79 L | 9,222 |
| 1/29  | 76 *  | West Chester (H)        | 41 W |       |
| 2/1   | 82    | Manhattan (A)           | 61 W | 6,389 |
| 2/3   | 103   | Morehead State (A)      | 84 W |       |
| 2/7   | 75    | Providence (A) (#12)    | 81 L |       |
| 2/10  | 74 *# | Temple (P)              | 42 W | 9,105 |
| 2/13  | 78    | Boston College (P)      | 66 W | 2,180 |
| 2/17  | 78    | Xavier (A)              | 65 W |       |
| 2/21  | 76    | St. John's (P)          | 65 W | 6,107 |
| 2/24  | 103 * | Hofstra (A)             | 83 W |       |
| 3/1   | 92 ** | Gettysburg (N)          | 58 W |       |
| 3/3   | 70 ** | Temple (N)              | 60 W |       |
| 3/10  | 76 +  | Providence (N)          | 89 L |       |

^ Bayou Classic (Lafayette, LA)

^^ Quaker City Tournament (Philadelphia, PA)

Bantom (20.3), Borski (0.0), Furey (6.6), Kelly (3.0), MacZinko (1.4), McFarland (20.3), Moody (9.6), O'Brien (5.9), Peltzer (5.5), Rafferty (2.7), Sabol (4.4), Scott (2.0), Snyder (1.0), Zipp (0.9)

## 1971-72

(Won 19, Lost 9; MAC 5-1; Big 5 2-2)

Coach: McKinney

| DATE  | SJU   | OPP                     | W/L  | ATT    |
|-------|-------|-------------------------|------|--------|
| 12/1  | 86    | Albright (A)            | 67 W | 2,400  |
| 12/3  | 64 ^  | Pacific (N)             | 58 W |        |
| 12/4  | 72 ^  | Brigham Young (A) (#19) | 73 L | 22,374 |
| 12/8  | 88    | Mt. St. Mary's (P)      | 62 W | 3,161  |
| 12/11 | 72    | Providence (P)          | 65 W | 5,019  |
| 12/15 | 128   | Nevada-Reno (P)         | 66 W | 3,446  |
| 12/18 | 67    | Niagara (A)             | 88 L |        |
| 12/29 | 77 ^^ | North Carolina (N)      | 93 L | 5,825  |
| 12/30 | 85 ^^ | Purdue (N)              | 74 W | 3,385  |
| 1/5   | 71 *# | La Salle (P)            | 55 W | 4,957  |
| 1/8   | 82    | Boston College (A)      | 68 W |        |
| 1/11  | 77    | Rider (A)               | 63 W | 2,400  |
| 1/13  | 80 *  | Hofstra (H)             | 66 W | 1,700  |
| 1/15  | 77    | St. Francis-Pa. (P)     | 79 L | 4,588  |
| 1/18  | 87 *  | Drexel (H)              | 64 W | 2,100  |
| 1/22  | 78    | King's-Pa. (A)          | 66 W | 4,000  |
| 1/26  | 75    | Xavier (P)              | 63 W | 6,589  |
| 2/4   | 68 #  | Villanova (P)           | 65 W | 9,233  |
| 2/9   | 97    | Fairfield (A)           | 78 W |        |
| 2/14  | 92 *  | West Chester (A)        | 65 W | 2,100  |
| 2/16  | 81    | Georgetown (P)          | 70 W | 7,668  |
| 2/19  | 58 *# | Temple (P)              | 60 L | 8,117  |
| 2/23  | 59 *  | American (A)            | 53 W | 3,100  |
| 2/26  | 70    | St. John's (A)          | 77 L | 4,280  |
| 2/29  | 64 #  | Penn (P)                | 77 L | 9,122  |
| 3/3   | 82 ** | Rider (P)               | 77 W | 4,678  |
| 3/4   | 57 ** | Temple (P)              | 65 L | 3,148  |
| 3/18  | 55 ++ | Maryland (N)            | 67 L | 9,532  |

^ Cougar Classic (Provo, UT)

^^ Sugar Bowl Tournament (New Orleans, LA)

Bantom (21.8), Furey (3.3), Kelly (2.8), McCollum (10.9), McFarland (17.8), O'Brien (7.4), Peltzer (10.7), Prybella (3.8), Sabol (8.7), Zipp (0.9)

## 1970-71

(Won 19, Lost 9; MAC 6-0; Big 5 2-2)

Coach: McKinney

| DATE  | SJU    | OPP                   | W/L  | ATT    |
|-------|--------|-----------------------|------|--------|
| 12/1  | 67     | Albright (A)          | 49 W | 2,700  |
| 12/3  | 71     | Manhattan (A)         | 67 W | 12,742 |
| 12/5  | 72     | Georgetown (A)        | 60 W | 4,300  |
| 12/9  | 53     | St. John's (P)        | 66 L | 3,838  |
| 12/12 | 89     | Fairfield (P)         | 67 W | 3,223  |
| 12/18 | 65 ^   | Kansas (A) (#12)      | 80 L | 8,100  |
| 12/19 | 75 ^   | Villanova (N)         | 85 L | 9,400  |
| 12/26 | 100 ^^ | West Virginia (S)     | 83 W | 4,270  |
| 12/28 | 57 ^^  | Temple (S)            | 60 L | 5,890  |
| 12/29 | 74 ^^  | Utah (S)              | 72 W | 6,680  |
| 1/3   | 78     | Boston College (P)    | 70 W | 2,243  |
| 1/13  | 58 #   | Penn (P)              | 62 L | 7,757  |
| 1/16  | 85     | Davidson (A)          | 84 W | 6,926  |
| 1/19  | 84 *   | Drexel (A)            | 75 W | 2,200  |
| 1/23  | 76     | Niagara (P)           | 77 L | 9,265  |
| 1/27  | 54 *   | American (P)          | 50 W | 1,878  |
| 1/30  | 76     | Xavier-Ohio (A)       | 74 W | 1,135  |
| 2/3   | 86     | Bowling Green (P)     | 71 W | 2,189  |
| 2/6   | 71 *#  | Temple (P)            | 64 W | 8,580  |
| 2/10  | 98 *   | Hofstra (A)           | 69 W | 2,100  |
| 2/13  | 76     | Providence (A)        | 88 L | 3,200  |
| 2/15  | 89 *   | West Chester (H)      | 74 W | 1,500  |
| 2/20  | 55 #   | Villanova (P)         | 63 L | 9,261  |
| 2/23  | 81     | Rider (H)             | 69 W | 1,500  |
| 2/27  | 66 *#  | La Salle (P) (#14)    | 56 W | 9,231  |
| 3/5   | 89 **  | Rider (P)             | 69 W | 3,986  |
| 3/6   | 81 **  | La Salle (P) (#19) OT | 76 W | 4,365  |
| 3/13  | 75 +   | Villanova (P)         | 93 L | 9,137  |

^ Jayhawk Classic (Lawrence, KS)

^^ Quaker City Tournament (Philadelphia, PA)

Atene (5.9), Bantom (18.1), Connolly (10.4), Haas (1.1), Krutsick (0.4), Marks (1.8), McCollum (7.2), McFarland (17.0), Mitchell (4.5), Moody (6.7), Sabol (1.5), Snyder (5.4)

# YEAR-BY-YEAR RESULTS

## 1969-70

(Won 15, Lost 12; MAC 5-0; Big 5 2-2)

Coach: McKinney

| DATE  | SJU    | OPP                   | W/L     | ATT      |
|-------|--------|-----------------------|---------|----------|
| 12/1  | 87     | Albright (A)          | .....58 | W        |
| 12/3  | 98 *   | Hofstra (P)           | .....57 | W 2,473  |
| 12/6  | 83     | Xavier (P)            | .....74 | W 4,011  |
| 12/9  | 83 *   | American (A)          | .....75 | W        |
| 12/13 | 73     | Evansville (A)        | .....75 | L        |
| 12/16 | 68     | Providence (P)        | .....65 | W 2,496  |
| 12/19 | 77 ^   | New Mexico (A)        | .....78 | L        |
| 12/26 | 81 ^   | Colorado (N)          | .....79 | W        |
| 12/27 | 109 ^^ | Cincinnati (N)        | .....92 | W 8,246  |
| 12/29 | 61 ^^  | St. Bonaventure (N)   | .....96 | L 14,333 |
| 12/30 | 69     | Penn (N)              | .....88 | L 15,497 |
| 1/3   | 101 *# | La Salle (P) 2OT      | .....99 | W 7,304  |
| 1/6   | 73     | Rider (A)             | .....79 | L        |
| 1/10  | 60     | Boston College (A)    | .....62 | L        |
| 1/14  | 80     | Georgetown (P)        | .....89 | L 6,469  |
| 1/17  | 90     | Davidson (P)          | .....81 | W 5,109  |
| 1/24  | 56 *#  | Penn (P)              | .....63 | L 8,414  |
| 1/28  | 72     | Bowling Green (A)     | .....87 | L        |
| 1/31  | 78     | Fairfield (A)         | .....69 | W        |
| 2/7   | 65 #   | Villanova (P) (#19)   | .....92 | L 9,114  |
| 2/11  | 97     | Northern Illinois (P) | .....79 | W 2,210  |
| 2/13  | 55 *#  | Temple (P)            | .....54 | W 6,112  |
| 2/18  | 46     | St. John's (A)        | .....47 | L        |
| 2/21  | 86     | Seton Hall (A)        | .....77 | W        |
| 2/23  | 75 *   | West Chester (A)      | .....70 | W        |
| 2/27  | 65 **  | Lehigh (P)            | .....63 | W 9,260  |
| 2/28  | 59 **  | Temple (P)            | .....63 | L 5,209  |

^ Lobo Invitational (Albuquerque, NM)

^^ ECAC Holiday Festival (New York, NY)

Atene (1.8), Connolly (9.0), Hauer (19.2), Kelly (20.7), Lynch (4.3), Marks (5.9), Martin (0.5), McCollum (4.3), McLaughlin (0.6), Mitchell (5.1), Nash (1.3), Snyder (7.2)

## 1968-69

(Won 17, Lost 11; MAC 3-2; Big 5 1-3)

Coach: McKinney

| DATE  | SJU   | OPP                   | W/L     | ATT     |
|-------|-------|-----------------------|---------|---------|
| 11/30 | 82    | Albright (P)          | .....47 | W 5,806 |
| 12/4  | 90    | Bowling Green (A)     | .....88 | W       |
| 12/7  | 69    | Fairfield (P)         | .....77 | L 4,347 |
| 12/10 | 61    | St. John's (H)        | .....64 | L       |
| 12/14 | 76    | Xavier (A)            | .....67 | W       |
| 12/18 | 79 *  | American (P)          | .....58 | W 3,197 |
| 12/21 | 63 #  | Penn (P)              | .....58 | W 6,135 |
| 12/27 | 74 ^  | DePaul (S)            | .....64 | W 1,808 |
| 12/28 | 58 ^  | South Carolina (S)    | .....64 | L 5,018 |
| 12/30 | 80 ^  | Indiana (S)           | .....72 | W 8,015 |
| 1/5   | 74    | Boston College (P)    | .....76 | L 2,182 |
| 1/7   | 69    | Davidson (A) (#6)     | .....83 | L       |
| 1/11  | 62 #  | Villanova (P) (#9)    | .....87 | L 9,238 |
| 1/14  | 80    | West Chester (H)      | .....68 | W       |
| 1/18  | 59 *# | Temple (P)            | .....79 | L 8,668 |
| 1/28  | 95    | Evansville (P)        | .....84 | W 3,072 |
| 2/1   | 99    | Mount St. Mary's (P)  | .....77 | W 4,733 |
| 2/3   | 69    | Northern Illinois (A) | .....68 | W       |
| 2/5   | 92 *  | Rider (P)             | .....67 | W 1,963 |
| 2/8   | 92 *  | Hofstra (A)           | .....78 | W       |
| 2/12  | 77    | Providence (A)        | .....80 | L       |
| 2/15  | 67 *# | La Salle (P)          | .....84 | L 8,298 |
| 2/19  | 92    | Seton Hall (P)        | .....76 | W 5,882 |
| 2/22  | 77    | Wake Forest (A)       | .....87 | L       |
| 2/25  | 54    | Georgetown (A)        | .....45 | W       |
| 2/28  | 83 ** | Bucknell (P)          | .....67 | W       |
| 3/1   | 68 ** | Temple (P)            | .....67 | W       |
| 3/8   | 52 +  | Duquesne (N)          | .....74 | L       |

^ Quaker City Tournament (Philadelphia, PA)

Connolly (9.2), Dignazio (2.6), Hauer (20.6), Kelly (18.8), Leonarczyk (2.8), Lynch (3.3), Marks (1.8), McLaughlin (0.5), Mitchell (4.0), Pfahler (10.1), Snyder (7.3)

## 1967-68

(Won 17, Lost 9; MAC 3-2, Big 5 3-1)

Coach: McKinney

| DATE  | SJU   | OPP                  | W/L      | ATT     |
|-------|-------|----------------------|----------|---------|
| 12/2  | 90    | Albright (A)         | .....62  | W       |
| 12/6  | 74    | Georgetown (P)       | .....88  | L 3,746 |
| 12/9  | 73    | Bowling Green (P)    | .....76  | L 5,417 |
| 12/13 | 68    | Providence (P)       | .....65  | W 2,267 |
| 12/15 | 77 *  | Hofstra (H)          | .....69  | W       |
| 12/18 | 84 *  | American (A) OT      | .....86  | L       |
| 12/22 | 78 #  | Penn (P)             | .....57  | W 2,946 |
| 12/27 | 89    | Florida (N)          | .....69  | W       |
| 12/28 | 79    | Washington (N)       | .....74  | W       |
| 1/1   | 88    | Brigham Young (P)    | .....74  | W 2,334 |
| 1/6   | 71 *# | La Salle (P)         | .....103 | L 9,208 |
| 1/9   | 71    | Xavier-Ohio (P)      | .....66  | W 3,556 |
| 1/13  | 80    | Mount St. Mary's (P) | .....66  | W 6,025 |
| 1/17  | 72    | St. John's (A)       | .....80  | L       |
| 1/20  | 76    | Boston College (A)   | .....67  | W       |
| 1/27  | 67 *# | Temple (P)           | .....62  | W 9,217 |
| 2/1   | 66    | Bellarmine (A)       | .....62  | W       |
| 2/3   | 64    | Dayton (A)           | .....86  | L       |
| 2/7   | 76    | St. Francis-Pa. (A)  | .....83  | L       |
| 2/10  | 56    | Seton Hall (A)       | .....50  | W       |
| 2/14  | 60    | Davidson (P)         | .....66  | L 4,070 |
| 2/17  | 63 #  | Villanova (P)        | .....54  | W 9,181 |
| 2/21  | 82    | Fairfield (A)        | .....78  | W       |
| 2/24  | 68 *  | Rider (A)            | .....49  | W       |
| 2/28  | 85    | Wake Forest (P)      | .....69  | W 3,186 |
| 3/1   | 63 ** | Temple (P)           | .....94  | L 8,281 |

^ Gator Bowl (Jacksonville, FL)

DeAngelis (12.0), Dignazio (0.5), Gardler (3.8), Hauer (17.8), Horn (1.7), Kelly (17.7), Kempfski (8.9), Leonarczyk (5.4), Lynch (2.6), Nash (0.5), O'Neill (0.9), Pfahler (4.4)

## 1966-67

(Won 16, Lost 10; MAC 4-1; Big 5 2-2)

Coach: McKinney

| DATE  | SJU   | OPP                 | W/L     | ATT      |
|-------|-------|---------------------|---------|----------|
| 12/1  | 76    | Albright (P)        | .....59 | W        |
| 12/3  | 81 *  | Hofstra (A)         | .....67 | W        |
| 12/6  | 86    | Georgetown (A)      | .....82 | W        |
| 12/10 | 83    | St. Francis-Pa. (P) | .....71 | W        |
| 12/14 | 118   | Susquehanna (P)     | .....53 | W        |
| 12/16 | 68    | Fairfield (H)       | .....82 | L        |
| 12/20 | 91 *  | Rider (H) OT        | .....88 | W        |
| 12/22 | 81    | Jacksonville (H)    | .....63 | W        |
| 12/26 | 67 ^  | Brigham Young (N)   | .....61 | W 14,636 |
| 12/28 | 89 ^  | Rhode Island (N)    | .....75 | W 17,876 |
| 12/30 | 76 ^  | Providence (N)      | .....82 | L 18,499 |
| 1/3   | 72    | Catholic (P)        | .....76 | L        |
| 1/7   | 73    | Creighton (A)       | .....70 | W        |
| 1/11  | 85    | St. John's (P)      | .....98 | L        |
| 1/14  | 85    | Seton Hall (P)      | .....81 | W        |
| 1/21  | 85 #  | Penn (P)            | .....78 | W        |
| 1/28  | 64 *# | Temple (P)          | .....72 | L        |
| 2/1   | 87    | Xavier (A)          | .....80 | W        |
| 2/4   | 65    | Davidson (A)        | .....66 | L        |
| 2/8   | 69    | Boston College (A)  | .....83 | L        |
| 2/11  | 73 #  | Villanova (P)       | .....78 | L        |
| 2/14  | 74    | Providence (A)      | .....87 | L        |
| 2/18  | 79    | Wake Forest (A)     | .....66 | W        |
| 2/21  | 94 *  | American (H)        | .....68 | W        |
| 2/26  | 96 *# | La Salle (P)        | .....83 | W        |
| 3/3   | 70 ** | La Salle (P)        | .....73 | L        |

^ ECAC Holiday Festival (New York, NY)

Anderson (26.5), Barrett (0.8), Brenner (12.0), DeAngelis (8.7), Donches (10.9), Gardler (4.0), Grundy (8.5), Horn (0.5), Kaufman (0.5), Kempfski (5.3), O'Neill (2.5), Pfahler (4.2)

## 1965-66

(Won 24, Lost 5; MAC 4-0, Big 5 4-0)

Coach: Ramsay

| DATE  | SJU    | OPP                 | W/L      | ATT     |
|-------|--------|---------------------|----------|---------|
| 12/1  | 96 *   | Hofstra (P)         | .....57  | W 5,766 |
| 12/4  | 100    | Fairfield (A)       | .....74  | W       |
| 12/7  | 98     | Bellarmine (H)      | .....68  | W       |
| 12/11 | 98     | Bowling Green (A)   | .....55  | W       |
| 12/15 | 85     | Albright (A)        | .....54  | W       |
| 12/18 | 82     | Michigan State (P)  | .....65  | W 9,237 |
| 12/21 | 83     | Brigham Young (A)   | .....103 | L       |
| 12/23 | 92     | Wyoming (A)         | .....99  | L       |
| 12/27 | 95 ^   | Niagara (P)         | .....72  | W 5,795 |
| 12/29 | 91 ^   | Minnesota (P)       | .....66  | W 8,931 |
| 12/30 | 97 ^   | Temple (P)          | .....65  | W 9,238 |
| 1/8   | 92 *#  | La Salle (P)        | .....69  | W 9,234 |
| 1/12  | 97     | Wake Forest (P)     | .....72  | W 6,579 |
| 1/16  | 71 #   | Villanova (P)       | .....69  | W 8,760 |
| 1/19  | 72     | St. John's (A)      | .....82  | L       |
| 1/22  | 79 #   | Penn (P)            | .....69  | W 9,235 |
| 1/29  | 76     | Dayton (P)          | .....79  | L 7,615 |
| 2/2   | 107    | Boston College (A)  | .....89  | W       |
| 2/5   | 105 *# | Temple (P)          | .....74  | W 9,211 |
| 2/9   | 110    | Seton Hall (A)      | .....64  | W       |
| 2/11  | 111    | Georgetown (P)      | .....73  | W 8,386 |
| 2/15  | 83     | Davidson (A)        | .....79  | W       |
| 2/19  | 96     | Creighton (P)       | .....90  | W 9,237 |
| 2/23  | 108 *  | Lafayette (A)       | .....80  | W       |
| 2/26  | 101    | Xavier (P)          | .....83  | W       |
| 3/2   | 86     | Providence (P) (#8) | .....67  | W       |
| 3/7   | 65 +   | Providence (N) (#8) | .....48  | W       |
| 3/11  | 74 +   | Duke (N) (#2)       | .....76  | L       |
| 3/12  | 92 +   | Davidson (N)        | .....76  | W       |

^ Quaker City Tournament (Philadelphia, PA)

Anderson (17.9), Brenner (3.4), Chapman (2.8), Curran (1.6), DeAngelis (1.6), Donches (2.5), Duff (14.8), Ford (11.0), Grundy (2.3), Guokas (17.5), McKenna (7.7), Oakes (13.5)

## 1964-65

(Won 26, Lost 3; MAC 6-0; Big 5 4-0)


Coach: Ramsay

| DATE  | SJU   | OPP                    | W/L      | ATT     |
|-------|-------|------------------------|----------|---------|
| 12/1  | 95    | Fairfield (H)          | .....64  | W       |
| 12/5  | 77    | Davidson (P) (#4)      | .....64  | W 9,207 |
| 12/8  | 98    | St. Peter's (P)        | .....82  | W 4,832 |
| 12/12 | 89 *  | Hofstra (A)            | .....69  | W       |
| 12/15 | 71    | St. John's (H)         | .....56  | W       |
| 12/18 | 111   | Baldwin-Wallace (H)    | .....69  | W       |
| 12/23 | 60    | Bowling Green (P)      | .....54  | W 6,385 |
| 12/26 | 82    | Holy Cross (P)         | .....63  | W 5,817 |
| 12/28 | 75    | Illinois (P)           | .....71  | W 9,244 |
| 12/29 | 76    | Wichita State (P)      | .....69  | W 9,257 |
| 1/2   | 61    | Providence (A)         | .....65  | L       |
| 1/7   | 85 *  | Lehigh (A)             | .....55  | W       |
| 1/9   | 93    | Boston College (H)     | .....71  | W       |
| 1/13  | 115   | Seton Hall (P)         | .....81  | W 4,252 |
| 1/16  | 82 *  | Lafayette (P)          | .....68  | W 8,308 |
| 1/23  | 88 #  | Penn (P)               | .....72  | W 9,220 |
| 1/27  | 117   | Centenary (P)          | .....90  | W       |
| 1/30  | 93    | Xavier (A)             | .....78  | W       |
| 2/3   | 80    | Georgetown (A)         | .....72  | W       |
| 2/6   | 117   | Wake Forest (A)        | .....91  | W       |
| 2/10  | 92    | Albright (P)           | .....71  | W 3,066 |
| 2/13  | 73 *# | Temple (P)             | .....59  | W 9,228 |
| 2/16  | 94 *  | Bucknell (A)           | .....57  | W       |
| 2/20  | 69 #  | Villanova (P)          | .....61  | W 9,238 |
| 2/26  | 93 *# | La Salle (P)           | .....85  | W 9,206 |
| 3/3   | 95    | St. Bonaventure (P)    | .....87  | W 5,584 |
| 3/8   | 67 +  | Connecticut (N)        | .....61  | W       |
| 3/12  | 73 +  | Providence (N) (#4) OT | .....81  | L       |
| 3/13  | 81 +  | North Carolina St. (N) | .....103 | L       |


^ Quaker City Tournament (Philadelphia, PA)

Anderson (17.9), Brenner (3.1), Chapman (3.6), DJulia (2.7), Duff (12.3), Ford (12.3), Grundy (1.8), Guokas (13.3), McFadden (1.8), McKenna (6.8), Oakes (16.0)

# YEAR-BY-YEAR RESULTS



Although known more for his three years as the Hawks' head coach, Jim Lynam is one of the top point guards in SJU history. His career-high 31 points against Utah in the 1961 NCAA Final Four helped him earn a spot on the All-Finals Second Team.



Matt Guokas Jr. was the one of the leading scorers for the 1965-66 team which reached the NCAA regional semifinals and is considered one of the greatest teams in Saint Joseph's history.

## 1963-64

(Won 18, Lost 10; MAC 5-1; Big 5 2-2)

Coach: Ramsay

| DATE  | SJU   | OPP                  | W/L  | ATT    |
|-------|-------|----------------------|------|--------|
| 11/30 | 73    | Mount St. Mary's (P) | 62 W |        |
| 12/4  | 73 *  | Gettysburg (H)       | 58 W |        |
| 12/7  | 77    | Davidson (A)         | 88 L |        |
| 12/10 | 85    | Hofstra (H)          | 69 W |        |
| 12/14 | 71    | Rhode Island (A)     | 78 L |        |
| 12/17 | 86    | West Chester (H)     | 63 W |        |
| 12/20 | 75    | Xavier (P)           | 76 L |        |
| 12/26 | 60    | ^ Providence (N)     | 53 W | 12,263 |
| 12/28 | 63    | ^ Minnesota (N)      | 69 L | 10,285 |
| 12/30 | 73    | ^ Utah (N)           | 78 L | 14,894 |
| 1/4   | 82    | New York Univ. (P)   | 76 W |        |
| 1/7   | 66 *  | Lehigh (H)           | 46 W |        |
| 1/11  | 53    | *# Temple (P)        | 52 W |        |
| 1/15  | 83    | Seton Hall (A)       | 76 W |        |
| 1/18  | 73    | Wake Forest (P)      | 64 W |        |
| 1/25  | 72    | St. John's (A)       | 60 W |        |
| 1/29  | 51    | # Penn (P)           | 66 L |        |
| 2/1   | 70    | *# La Salle (P)      | 80 L |        |
| 2/5   | 79    | Georgetown (P)       | 70 W |        |
| 2/7   | 97    | St. Peter's (A)      | 84 W |        |
| 2/12  | 71 *  | Bucknell (A)         | 63 W |        |
| 2/15  | 83    | St. Bonaventure (A)  | 84 L |        |
| 2/19  | 111 * | Lafayette (A)        | 69 W |        |
| 2/22  | 69    | # Villanova (P)      | 63 W |        |
| 2/26  | 67    | Providence (P)       | 62 W |        |
| 3/4   | 74    | Dayton (A)           | 78 L |        |
| 3/12  | 82 ++ | Miami (N)            | 76 W |        |
| 3/14  | 81 ++ | Bradley (N)          | 83 L |        |

^ ECAC Holiday Festival (New York, NY)

Boyle (13.4), Chapman (0.8), Courtin (20.7), Duff (11.9), Ford (6.7), Hofmann (7.8), Kelly (1.8), McFadden (2.3), McKenna (2.6), Oakes (10.7), Tiller (2.1), Walsh (1.8)

## 1962-63

(Won 23, Lost 5; MAC 8-0; Big 5 2-2)

Coach: Ramsay

| DATE  | SJU  | OPP                      | W/L  | ATT     |
|-------|------|--------------------------|------|---------|
| 12/1  | 81   | Georgetown (A)           | 74 W |         |
| 12/5  | 70   | Hofstra (P)              | 64 W |         |
| 12/8  | 75   | Albright (P)             | 61 W |         |
| 12/11 | 46   | Wake Forest (A)          | 75 L | 6,500   |
| 12/14 | 74   | New York Univ. (A)       | 64 W |         |
| 12/18 | 61   | St. John's (H)           | 56 W | 3,187   |
| 12/22 | 77   | # Penn (P)               | 78 L | 6,319   |
| 12/26 | 58   | ^ Bowling Green (#1) (P) | 57 W | 6,540   |
| 12/28 | 59   | ^ Villanova (P)          | 54 W | 9,231   |
| 12/29 | 76   | ^ Brigham Young (P)      | 64 W | 6,796   |
| 1/5   | 92   | Seton Hall (P)           | 75 W | 9,256 c |
| 1/9   | 74   | * Lehigh (A)             | 61 W |         |
| 1/12  | 61   | # Villanova (P)          | 63 L | 9,245   |
| 1/15  | 64   | * Delaware (H)           | 57 W |         |
| 1/18  | 76 * | Muhlenburg (H)           | 53 W | 943     |
| 1/26  | 79   | Rhode Island (P)         | 70 W | 9,000   |
| 2/2   | 76   | St. Peter's (P)          | 66 W |         |
| 2/5   | 82   | Mount St. Mary's (H)     | 60 W | 2,982   |
| 2/8   | 78 * | Lafayette (P)            | 60 W |         |
| 2/12  | 79 * | Bucknell (A)             | 62 W | 1,200   |
| 2/16  | 64   | *# Temple (P)            | 54 W | 7,878   |
| 2/20  | 67   | Gettysburg (A)           | 59 W | 2,700   |
| 2/23  | 66   | *# La Salle (P)          | 49 W | 9,264   |
| 2/26  | 64   | Providence (A)           | 83 L | 3,300   |
| 3/1   | 70   | Dayton (P)               | 63 W | 3,909   |
| 3/11  | 82 + | Princeton (P) OT         | 81 W | 9,236   |
| 3/15  | 97 + | West Virginia (N)        | 88 W |         |
| 3/16  | 59 + | Duke (N)                 | 73 L |         |

^ Quaker City Tournament (Philadelphia, PA)

Boyle (12.8), Courtin (11.9), Dalsey (0.3), Hofmann (4.1), Hoy (7.7), Kelly (4.0), Lynam (14.1), Tiller (3.5), Walsh (1.6), Wynne (18.4)



# YEAR-BY-YEAR RESULTS

## 1961-62

(Won 18, Lost 10; MAC 7-1; Big 5 1-3)

Coach: Ramsay

| DATE  | SJU   | OPP                  | W/L | ATT   |
|-------|-------|----------------------|-----|-------|
| 12/2  | 79 *  | Bucknell (P)         | W   | 6,712 |
| 12/6  | 102   | Rutgers (A)          | W   |       |
| 12/9  | 66    | Dayton (A)           | L   |       |
| 12/13 | 77    | Richmond (P)         | W   | 2,608 |
| 12/15 | 103   | King's-Pa. (H)       | W   |       |
| 12/20 | 64    | St. John's (A) (#10) | L   |       |
| 12/28 | 55 ^  | Drake (N)            | L   |       |
| 12/30 | 66 ^  | Canisius (A)         | W   |       |
| 1/6   | 59    | New York Univ. (P)   | W   | 4,038 |
| 1/10  | 56    | Albright (A)         | L   |       |
| 1/13  | 65    | Wake Forest (P)      | W   | 4,563 |
| 1/17  | 60 #  | Penn (P)             | L   |       |
| 1/20  | 88    | Mount St. Mary's (P) | W   |       |
| 1/27  | 53 *# | Temple (P)           | W   | 9,241 |
| 1/31  | 94 *  | Lehigh (H)           | W   |       |
| 2/2   | 75    | Xavier (P)           | W   | 3,729 |
| 2/7   | 81    | Georgetown (P)       | W   | 9,221 |
| 2/10  | 72 *  | Delaware (A)         | W   |       |
| 2/13  | 80 *  | Gettysburg (H) 2OT   | W   |       |
| 2/16  | 71 *# | La Salle (P)         | L   | 5,153 |
| 2/21  | 73    | Providence (P)       | L   | 4,082 |
| 2/24  | 110 * | Muhlenberg (A) OT    | W   |       |
| 2/28  | 99    | St. Peter's (P)      | W   | 2,017 |
| 3/3   | 59 #  | Villanova (P)        | L   | 9,243 |
| 3/6   | 78 *  | Lafayette (A)        | W   |       |
| 3/9   | 75 ** | Temple (P)           | W   | 9,137 |
| 3/16  | 85 +  | Wake Forest (N) OT   | L   |       |
| 3/17  | 85 +  | New York Univ. (N)   | L   |       |

^ Queen City Tournament (Buffalo, NY)

Booth (5.1), Boyle (8.0), Courtin (5.7), Dickey (6.6), Gormley (7.4), Hofmann (3.9), Hoy (8.6), Kelly (3.3), Lynam (11.4) Tiller (1.7), Wynne (19.5)

## 1960-61

(Won 25, Lost 5; MAC 8-0; Big 5 4-0)

Coach: Ramsay

| DATE  | SJC   | OPP                   | W/L | ATT    |
|-------|-------|-----------------------|-----|--------|
| 12/1  | 84    | St. Peter's (P)       | W   | 2,632  |
| 12/8  | 87    | St. Francis-Pa. (P)   | W   | 1,806  |
| 12/10 | 65    | Dayton (P)            | L   | 5,175  |
| 12/13 | 72    | West Chester (H)      | W   | 403    |
| 12/17 | 81 *  | Lehigh (A)            | W   | 1,500  |
| 12/27 | 70    | St. Bonaventure (N)   | L   | 17,036 |
| 12/29 | 85 ^  | Penn (N)              | W   | 3,500  |
| 12/31 | 83 ^  | Seton Hall (N)        | L   | 12,897 |
| 1/4   | 72    | Seton Hall (P) OT     | W   | 4,753  |
| 1/6   | 71    | New York Univ. (A)    | W   |        |
| 1/9   | 84 *  | Delaware (H)          | W   |        |
| 1/11  | 74    | St. John's (P)        | W   | 4,530  |
| 1/14  | 75    | Xavier-Ohio (A)       | L   | 3,245  |
| 1/18  | 96    | Kentucky Wesleyan (P) | W   | 2,842  |
| 1/21  | 85 *  | Gettysburg (A)        | W   | 1,450  |
| 1/28  | 64 #  | Villanova (P)         | W   | 9,143  |
| 1/31  | 72    | Wake Forest (A)       | W   | 5,200  |
| 2/4   | 65 *# | La Salle (P)          | W   | 6,243  |
| 2/7   | 98    | Elizabethtown (H)     | W   |        |
| 2/11  | 93 *  | Lafayette (P)         | W   | 5,742  |
| 2/14  | 88 #  | Penn (P)              | W   | 2,565  |
| 2/18  | 86 *# | Temple (P) OT         | W   | 9,246  |
| 2/22  | 92 *  | Bucknell (P)          | W   |        |
| 2/25  | 81 *  | Muhlenberg (P)        | W   | 7,603  |
| 2/28  | 76    | Albright (H)          | W   |        |
| 3/11  | 72    | Temple (P)            | W   | 9,202  |
| 3/17  | 72 +  | Princeton (N)         | W   |        |
| 3/18  | 96 +  | Wake Forest (N)       | W   |        |
| 3/24  | 69 +  | Ohio State (N) (#1)   | L   |        |
| 3/25  | 127 + | Utah (N) 4OT          | W   | 10,700 |

^ ECAC Holiday Festival (New York, NY)

Booth (3.1), Bugey (0.5) Dickey (1.1), Egan (21.9), Gormley (3.7), Hoy (12.0), Kempton (11.2), Lynam (11.2), Majewski (8.8), Westhead (1.9), Wynne (9.2)

## 1959-60

(Won 20, Lost 7; MAC 7-1; Big 5 3-1)

Coach: Ramsay

| DATE  | SJC   | OPP                      | W/L | ATT    |
|-------|-------|--------------------------|-----|--------|
| 12/2  | 91    | West Chester (A)         | W   |        |
| 12/5  | 94    | Kentucky Wesleyan (P)    | W   | 3,393  |
| 12/9  | 74 *  | Gettysburg (P)           | W   | 1,561  |
| 12/11 | 79    | Cincinnati (A) (#1)      | L   | 123    |
| 12/15 | 93    | Elizabethtown (H)        | W   |        |
| 12/19 | 74 #  | Penn (P)                 | W   | 4,017  |
| 12/26 | 84 ^  | Manhattan (N)            | W   | 10,023 |
| 12/28 | 77 ^  | Cincinnati (N)           | L   | 15,123 |
| 12/30 | 78 ^  | New York Univ. (N) (#12) | W   | 17,289 |
| 1/2   | 82    | Manhattan (P)            | W   | 2,654  |
| 1/7   | 82    | St. John's (A)           | W   |        |
| 1/9   | 88    | Seton Hall (A)           | L   |        |
| 1/12  | 83 *  | Lehigh (H)               | W   |        |
| 1/16  | 85 *  | Muhlenberg (A)           | W   |        |
| 1/23  | 63    | Providence (P)           | L   | 8,454  |
| 1/30  | 59 *# | Temple (P)               | W   | 6,570  |
| 2/6   | 73 *# | La Salle (P)             | L   | 7,952  |
| 2/10  | 78    | St. Peter's (P)          | W   | 1,623  |
| 2/13  | 76    | Albright (A)             | W   |        |
| 2/17  | 99 *  | Delaware (A)             | W   |        |
| 2/19  | 78    | St. Francis-Pa. (P)      | W   | 2,363  |
| 2/24  | 83 *  | Bucknell (P)             | W   | 2,643  |
| 2/27  | 78 #  | Villanova (P) (#12)      | W   | 9,364  |
| 3/2   | 78 *  | Lafayette (A)            | W   |        |
| 3/9   | 91    | Philadelphia Textile (H) | W   |        |
| 3/11  | 56 +  | Duke (N) (#18)           | L   |        |
| 3/12  | 100 + | West Virginia (N)        | L   |        |

^ ECAC Holiday Festival (New York, NY)

Booth (1.9), Clarke (12.1), Coolican (1.9), Egan (15.6), Gallo (15.4), Kempton (6.4), Lehman (1.1), Majewski (8.0), McNeill (16.7), Reilly (1.9), Westhead (2.0)

## 1958-59

(Won 22, Lost 5; MAC 7-0; Big 5 4-0)

Coach: Ramsay

| DATE  | SJC   | OPP                   | W/L | ATT    |
|-------|-------|-----------------------|-----|--------|
| 12/3  | 78    | West Chester (P)      | W   | 1,665  |
| 12/6  | 81    | Kentucky Wesleyan (P) | W   | 6,198  |
| 12/10 | 81 *  | Delaware (P)          | W   | 1,488  |
| 12/13 | 92    | Manhattan (A)         | W   |        |
| 12/16 | 94    | Elizabethtown (H)     | W   |        |
| 12/19 | 67    | Kansas (N)            | W   |        |
| 12/20 | 55    | Kansas State (N) (#3) | L   |        |
| 12/26 | 72 ^  | Syracuse (N)          | W   | 7,248  |
| 12/27 | 79 ^  | Utah (N)              | W   | 9,765  |
| 12/29 | 79 ^  | St. John's (N)        | L   | 13,746 |
| 1/9   | 82 #  | Villanova (P) (#18)   | W   | 9,339  |
| 1/14  | 82    | St. Francis-Pa. (P)   | W   | 2,064  |
| 1/17  | 72    | St. John's (P)        | L   |        |
| 1/24  | 64 *# | Temple (P)            | W   | 5,524  |
| 1/30  | 79 *  | Lafayette (H)         | W   |        |
| 2/3   | 83    | Albright (H)          | W   |        |
| 2/6   | 82    | Seton Hall (P)        | W   | 3,776  |
| 2/11  | 80 #  | Penn (P)              | W   | 2,720  |
| 2/14  | 76    | Wake Forest (P)       | W   | 3,459  |
| 2/18  | 87 *  | Bucknell (A)          | W   |        |
| 2/21  | 70 *# | La Salle (P)          | W   | 8,751  |
| 2/24  | 82    | Drexel (H)            | W   |        |
| 2/27  | 98    | Georgetown (P)        | W   | 2,629  |
| 3/4   | 85 *  | Lehigh (A)            | W   |        |
| 3/7   | 103 * | Muhlenberg (P)        | W   | 8,596  |
| 3/13  | 92 +  | West Virginia (N)     | L   |        |
| 3/14  | 56 +  | Navy (N)              | L   |        |

^ ECAC Holiday Festival (New York, NY)

Boyce (0.0), Clarke (12.7), Cooke (2.9), Coolican (0.9), Dickey (0.3), Egan (11.3), Gallo (14.9), Hoffacker (1.3), Kempton (5.2), Majewski (3.0), McNeill (16.4), Reilly (3.6), Spratt (11.9), Walsh (0.8), Westhead (0.0)



Jack Ramsay's 1964-65 Hawks ran off 16 straight wins en route to a 26-3 record, which was the longest streak in school history until 2003-04. The squad entered the NCAA Tournament with just one loss, but fell to Providence in overtime in the regional semifinals.

# YEAR-BY-YEAR RESULTS

## 1957-58

(Won 18, Lost 9; MAC 4-2; Big 5 3-1)

Coach: Ramsay

| DATE  | SJC | OPP                      | W/L  | ATT      |
|-------|-----|--------------------------|------|----------|
| 12/6  | 70  | West Chester (A)         | .61  | W        |
| 12/7  | 58  | St. John's (A)           | .65  | L        |
| 12/11 | 86  | St. Francis-Pa. (P)      | .91  | L 1,290  |
| 12/14 | 54  | Kansas (P)               | .66  | L 9,036  |
| 12/19 | 90  | Richmond (P)             | .64  | W 2,012  |
| 1/4   | 65  | Seton Hall (A)           | .62  | W        |
| 1/7   | 75  | Millersville (H)         | .68  | W        |
| 1/11  | 70  | Xavier (P)               | .66  | W 6,125  |
| 1/15  | 75  | * Bucknell (P)           | .64  | W 3,288  |
| 1/18  | 99  | Drexel (A)               | .77  | W        |
| 1/25  | 58  | *# Temple (P) (#11)      | .73  | L 9,648  |
| 1/29  | 98  | * Lafayette (A) OT       | .97  | W        |
| 2/1   | 77  | # Penn (P)               | .70  | W 6,963  |
| 2/3   | 80  | Philadelphia Textile (H) | .68  | W        |
| 2/5   | 76  | Albright (A)             | .77  | L        |
| 2/8   | 78  | Cincinnati (P)           | .100 | L 8,812  |
| 2/12  | 86  | # Villanova (P) OT       | .82  | W 9,346  |
| 2/15  | 84  | * Muhlenberg (A)         | .96  | L        |
| 2/18  | 92  | * Delaware (P)           | .73  | W        |
| 2/21  | 86  | Virginia (P)             | .63  | W 2,273  |
| 2/24  | 89  | Elizabethtown (H)        | .64  | W        |
| 2/26  | 82  | *# La Salle (P) OT       | .77  | W 5,852  |
| 3/1   | 70  | Georgetown (A) 2OT       | .67  | W        |
| 3/5   | 69  | Le Moyne (P)             | .68  | W 684    |
| 3/8   | 77  | Temple (P) (#5)          | .91  | L 9,638  |
| 3/13  | 83  | ++ St. Peter's (N)       | .72  | W        |
| 3/15  | 75  | ++ St. Bonaventure (N)   | .79  | L 14,001 |

Clarke (11.4), Cooke (6.0), Coolican (3.0), Gallo (9.8), Hoffacker (5.8), McNeill (18.7), Murphy (3.0), Reilly (6.6), Savage (3.6), Slavesski (1.4), Spratt (13.2)

## 1956-57

(Won 17, Lost 7; Big 5 3-1)

Coach: Ramsay

| DATE  | SJC | OPP                       | W/L | ATT     |
|-------|-----|---------------------------|-----|---------|
| 12/1  | 81  | Rhode Island (A)          | .41 | W       |
| 12/5  | 93  | West Chester (P)          | .43 | W       |
| 12/8  | 70  | Manhattan (A)             | .65 | W       |
| 12/13 | 71  | Albright (P)              | .55 | W       |
| 12/15 | 67  | Lafayette (P)             | .60 | W       |
| 12/17 | 86  | ^ Davidson (A)            | .64 | W       |
| 12/18 | 64  | ^ Auburn (N)              | .66 | L       |
| 12/19 | 72  | ^ Florida (N)             | .86 | L       |
| 1/4   | 78  | St. Francis-NY (P)        | .70 | W       |
| 1/9   | 97  | # La Salle (P) OT         | .85 | W 3,727 |
| 1/11  | 75  | Westminster (P)           | .63 | W       |
| 1/15  | 85  | Millersville (H)          | .60 | W       |
| 1/19  | 59  | # Villanova (P)           | .51 | W 5,659 |
| 1/26  | 87  | Lafayette (A)             | .94 | L       |
| 2/4   | 74  | Pennsylvania Military (H) | .61 | W       |
| 2/5   | 69  | Elizabethtown (H)         | .56 | W       |
| 2/9   | 67  | Muhlenberg (P)            | .77 | L       |
| 2/12  | 75  | St. John's (P)            | .63 | W       |
| 2/20  | 79  | # Penn (P)                | .71 | W 1,452 |
| 2/23  | 70  | Muhlenberg (A)            | .71 | L       |
| 2/28  | 48  | # Temple (P)              | .54 | L 9,286 |
| 3/2   | 77  | Georgetown (P)            | .58 | W       |
| 3/5   | 96  | Lock Haven (H)            | .52 | W       |
| 3/9   | 57  | La Salle (P)              | .61 | L       |

^ Carousel Tournament (Charlotte, NC)

Carney (0.7), Ceremsak (1.1), Cooke (4.5), Dougherty (7.6), Engelbert (20.3), Idzik (2.1), Juliana (13.0), McKinney (5.0), Moran (2.6), Radziszewski (14.3), Savage (2.2), Spratt (6.3)

## 1955-56

(Won 23, Lost 6; Big 5 4-0)

Coach: Ramsay

| DATE  | SJC | OPP                       | W/L   |
|-------|-----|---------------------------|-------|
| 12/1  | 89  | Fordham (A)               | .71 W |
| 12/3  | 84  | Rhode Island (P)          | .72 W |
| 12/6  | 76  | Millersville (H)          | .60 W |
| 12/9  | 60  | George Washington (P)     | .71 L |
| 12/12 | 96  | Pennsylvania Military (H) | .53 W |
| 12/14 | 83  | # Villanova (P)           | .70 W |
| 12/16 | 66  | Connecticut (P)           | .71 L |
| 12/20 | 83  | Albright (P)              | .81 W |
| 1/4   | 69  | # La Salle (P)            | .56 W |
| 1/7   | 76  | Muhlenberg (A)            | .71 W |
| 1/10  | 98  | Elizabethtown (H)         | .65 W |
| 1/13  | 75  | Manhattan (P) 2OT         | .74 W |
| 1/18  | 83  | Drexel (P)                | .57 W |
| 1/25  | 74  | West Chester (A)          | .60 W |
| 1/28  | 72  | # Penn (P)                | .60 W |
| 2/1   | 72  | Georgetown (A)            | .84 L |
| 2/3   | 68  | Lafayette (H)             | .79 L |
| 2/11  | 84  | Furman (P) OT             | .82 W |
| 2/15  | 77  | Franklin & Marshall (P)   | .51 W |
| 2/18  | 80  | St. Francis-N.Y. (P)      | .76 W |
| 2/22  | 77  | # Temple (P) (#10)        | .68 W |
| 2/25  | 72  | Virginia (P)              | .69 W |
| 2/29  | 74  | Muhlenberg (P)            | .63 W |
| 3/3   | 91  | Delaware (A)              | .77 W |
| 3/6   | 84  | Lafayette (A)             | .80 W |
| 3/10  | 82  | Temple (P) (#13)          | .89 L |
| 3/20  | 74  | ++ Seton Hall (N)         | .65 W |
| 3/22  | 79  | ++ Louisville (N) (#6)    | .89 L |
| 3/24  | 93  | ++ St. Francis-N.Y. (N)   | .82 W |

Ceremsak (3.4), Dougherty (7.8), Engelbert (17.0), Fallon (10.8), Idzik (1.8), Juliana (14.1), Lynch (10.7), McKinney (3.8), Purcell (4.7), Radziszewski (9.3), Savage (2.5)

## 1954-55

(Won 12, Lost 14)

Coach: McMenamin

| DATE  | SJC | OPP                       | W/L   |
|-------|-----|---------------------------|-------|
| 12/1  | 83  | West Chester State (H)    | .59 W |
| 12/3  | 78  | Connecticut (A)           | .79 L |
| 12/4  | 82  | Rhode Island (A)          | .85 L |
| 12/9  | 78  | Manhattan (A)             | .68 W |
| 12/11 | 70  | Albright (A)              | .58 W |
| 12/15 | 92  | Pennsylvania Military (H) | .47 W |
| 12/17 | 53  | Georgetown (H)            | .61 L |
| 12/22 | 52  | Fordham (H)               | .61 L |
| 1/1   | 84  | Scranton (C)              | .52 W |
| 1/5   | 80  | Muhlenberg (A)            | .92 L |
| 1/7   | 83  | Le Moyne (A)              | .94 L |
| 1/8   | 83  | Canisius (A)              | .94 L |
| 1/12  | 61  | American (H)              | .46 W |
| 1/15  | 85  | Furman (C)                | .76 W |
| 1/22  | 62  | Lafayette (C)             | .69 L |
| 1/26  | 81  | Drexel (A)                | .78 W |
| 1/29  | 56  | La Salle (C) (#5)         | .82 L |
| 2/2   | 64  | Millersville (H)          | .55 W |
| 2/5   | 82  | Temple (C)                | .83 L |
| 2/9   | 68  | Navy (A)                  | .74 L |
| 2/12  | 86  | Rhode Island (C)          | .81 W |
| 2/16  | 73  | Elizabethtown (H)         | .70 W |
| 2/19  | 71  | St. John's (C)            | .63 W |
| 2/22  | 75  | Delaware (H)              | .78 L |
| 2/26  | 80  | Muhlenberg (C)            | .87 L |
| 3/5   | 65  | Lafayette (A)             | .83 L |

Brannan (5.7), Ceremsak (5.3), Connell (1.7), Dougherty (1.7), Engelbert (11.9), Fallon (14.3), Hynes (1.7), Juliana (3.2), Lynch (12.1), McKinney (1.6), Nowacki (13.1), Purcell (4.4), Radziszewski (6.2)

## 1953-54

(Won 14, Lost 9)

Coach: McMenamin

| DATE  | SJC | OPP                       | W/L   |
|-------|-----|---------------------------|-------|
| 11/28 | 66  | Millersville (H)          | .50 W |
| 12/2  | 91  | Montclair State (H)       | .62 W |
| 12/5  | 70  | Rhode Island (A)          | .53 W |
| 12/12 | 71  | Georgetown (A)            | .75 L |
| 12/16 | 72  | Pennsylvania Military (H) | .41 W |
| 12/19 | 77  | Connecticut (A)           | .85 L |
| 12/21 | 59  | Lafayette (H)             | .57 W |
| 12/26 | 64  | Utah State (C)            | .71 L |
| 1/2   | 53  | Wake Forest (C)           | .71 L |
| 1/6   | 55  | Delaware (H)              | .49 W |
| 1/9   | 66  | St. John's (A)            | .69 L |
| 1/13  | 75  | Elizabethtown (H)         | .46 W |
| 1/16  | 82  | Muhlenberg (A)            | .72 W |
| 1/23  | 57  | Temple (C)                | .56 W |
| 1/30  | 57  | La Salle (C) (#12)        | .73 L |
| 2/3   | 96  | Rhode Island (H)          | .83 W |
| 2/6   | 58  | Temple (C)                | .73 L |
| 2/10  | 69  | Drexel (H)                | .59 W |
| 2/13  | 71  | Richmond (C)              | .59 W |
| 2/17  | 85  | Albright (H)              | .62 W |
| 2/20  | 64  | La Salle (C) (#12)        | .78 L |
| 2/27  | 81  | Muhlenberg (C)            | .69 W |
| 3/2   | 60  | Lafayette (A)             | .70 L |

Brannan (5.9), Brennan (1.2), Breslin (10.4), Connell (0.8), Crawford (4.1), Heller (11.3), Huver (1.1), Jurosky (10.9), Lynch (15.6), Nowacki (5.3), Purcell (6.2)

## 1952-53

(Won 14, Lost 11)

Coach: Ferguson


| DATE  | SJC | OPP                        | W/L   |
|-------|-----|----------------------------|-------|
| 11/29 | 66  | Millersville (H)           | .45 W |
| 12/3  | 88  | Montclair State (H)        | .45 W |
| 12/6  | 88  | Rhode Island (A)           | .71 W |
| 12/10 | 73  | Lafayette (A)              | .67 W |
| 12/13 | 70  | West Texas State (C)       | .46 W |
| 12/20 | 83  | Western Kentucky (C) (#11) | .88 L |
| 12/27 | 90  | Seattle (C) (#15)          | .77 W |
| 12/30 | 63  | Murray State (H)           | .76 L |
| 1/3   | 64  | Temple (C)                 | .70 L |
| 1/7   | 63  | Delaware (A)               | .66 L |
| 1/10  | 55  | Manhattan (A)              | .71 L |
| 1/14  | 67  | Albright (A)               | .64 W |
| 1/17  | 82  | Muhlenberg (H)             | .63 W |
| 1/24  | 52  | La Salle (C) (#5)          | .79 L |
| 1/31  | 62  | St. John's (C)             | .64 L |
| 2/4   | 111 | Rhode Island (H)           | .92 W |
| 2/7   | 78  | Connecticut (H)            | .69 W |
| 2/11  | 63  | La Salle (C) (#4)          | .75 L |
| 2/14  | 88  | Drexel (C)                 | .58 W |
| 2/18  | 88  | West Chester (H)           | .72 W |
| 2/21  | 53  | Temple (H)                 | .45 W |
| 2/25  | 64  | Georgetown (H)             | .73 L |
| 2/28  | 79  | Muhlenberg (A)             | .61 W |
| 3/4   | 77  | St. Francis-Pa. (A)        | .89 L |
| 3/7   | 85  | Lafayette (H)              | .57 W |

Brannan (1.7), Brennan (3.0), Breslin (0.0), Connell (0.3), Connors (3.0), Desmond (9.5), Doogan (14.3), Garrity (16.1), Heller (4.2), Heuter (0.9), Huver (0.0), Juliana (5.1), Jurosky (1.9), Lynch (6.7), Nowacki (1.4), Papaneri (11.5), Purcell (0.0), Swanick (6.1)

# YEAR-BY-YEAR RESULTS



Bob McNeill (1957-60) earned All-America honors and still holds the Saint Joseph's records for free throws in a game (18) and highest assist average in a season (6.5).



Paul Senesky finished his career in 1950 as the Hawks' all-time leading scorer, but now ranks 17th on the list. His number 4, which he shared with his brother George, Jim Lynam and Billy Oakes, is one of four retired numbers at SJU.

## 1951-52

(Won 20, Lost 7)

Coach: Ferguson

| DATE  | SJC | OPP                       | W/L  |
|-------|-----|---------------------------|------|
| 11/28 | 79  | Montclair State (H) ..... | 56 W |
| 12/1  | 66  | Rhode Island (A) .....    | 61 W |
| 12/5  | 58  | Penn Military (H) .....   | 36 W |
| 12/8  | 66  | CCNY (H) .....            | 45 W |
| 12/12 | 67  | Upsala (H) .....          | 49 W |
| 12/15 | 62  | Texas Tech (C) .....      | 58 W |
| 12/18 | 52  | Lafayette (H) .....       | 42 W |
| 12/22 | 78  | Bucknell (H) .....        | 67 W |
| 12/29 | 43  | Utah (H) .....            | 56 L |
| 1/1   | 74  | Westminster (H) .....     | 56 W |
| 1/5   | 57  | St. John's (A) (#8) ..... | 59 L |
| 1/9   | 62  | Elizabethtown (H) .....   | 44 W |
| 1/16  | 69  | Delaware (H) .....        | 50 W |
| 1/19  | 67  | Lawrence Tech (C) .....   | 75 L |
| 1/26  | 54  | La Salle (C) (#18) .....  | 53 W |
| 1/30  | 66  | Drexel (H) .....          | 54 W |
| 2/2   | 78  | Wake Forest (C) .....     | 71 W |
| 2/6   | 65  | Rhode Island (H) .....    | 61 W |
| 2/9   | 81  | Muhlenberg (A) .....      | 88 L |
| 2/13  | 61  | Rutgers-Newark (H) .....  | 40 W |
| 2/16  | 50  | La Salle (C) (#13) .....  | 68 L |
| 2/23  | 67  | Temple (C) .....          | 76 L |
| 2/26  | 79  | John Carroll (H) .....    | 62 W |
| 3/1   | 59  | Temple (H) .....          | 56 W |
| 3/5   | 72  | Lafayette (A) .....       | 63 W |
| 3/8   | 95  | Muhlenberg (H) .....      | 84 W |
| 3/19  | 56  | St. Francis-Pa. (N) ..... | 65 L |

Brady (5.9), Brannan (1.3), Brennan (0.3), Connors (1.3), Desmond (10.6), Doogan (14.4), Faller (2.0), Garrity (6.2), Heller (3.2), Hughes (15.5), Jurosky (1.0), Kullman (0.9), Papaneri (6.1), Swanick (3.4), Sweeney (0.7), Wallin (0.9)

## 1950-51

(Won 13, Lost 14)

Coach: Ferguson

| DATE  | SJC | OPP                       | W/L  |
|-------|-----|---------------------------|------|
| 11/29 | 65  | Montclair State (H) ..... | 42 W |
| 12/2  | 68  | Rhode Island (A) .....    | 78 L |
| 12/6  | 49  | Delaware (A) .....        | 53 L |
| 12/9  | 41  | Kansas (C) .....          | 60 L |
| 12/13 | 54  | Lafayette (A) .....       | 60 L |
| 12/16 | 63  | La Salle (C) .....        | 81 L |
| 12/19 | 56  | Catholic (H) .....        | 52 W |
| 12/23 | 57  | Utah (C) .....            | 70 L |
| 12/26 | 63  | Idaho (C) .....           | 64 L |
| 1/1   | 63  | Westminster (C) .....     | 75 L |
| 1/6   | 42  | CCNY (A) .....            | 54 L |
| 1/10  | 74  | Albright (A) .....        | 81 L |
| 1/13  | 64  | La Salle (C) (#19) .....  | 77 L |
| 1/17  | 74  | Rutgers-Newark (H) .....  | 39 W |
| 1/20  | 58  | Miami-Fla. (C) .....      | 47 W |
| 1/27  | 71  | St. John's (C) (#6) ..... | 92 L |
| 1/31  | 66  | Drexel (H) .....          | 34 W |
| 2/3   | 66  | Temple (C) .....          | 63 W |
| 2/6   | 70  | Rhode Island (H) .....    | 68 W |
| 2/10  | 44  | Muhlenberg (A) .....      | 72 L |
| 2/14  | 64  | Albright (H) .....        | 63 W |
| 2/17  | 54  | Oklahoma City (C) .....   | 63 L |
| 2/21  | 61  | Muhlenberg (H) .....      | 49 W |
| 2/24  | 75  | Temple (C) .....          | 67 W |
| 2/28  | 67  | Virginia (H) .....        | 54 W |
| 3/3   | 73  | Lafayette (H) .....       | 68 W |
| 3/7   | 49  | Elizabethtown (H) .....   | 44 W |

Brady (3.5), Brennan (1.2), Connors (1.1), Desmond (7.1), Doogan (9.0), Fallon (12.4), Garrity (6.0), Hughes (9.7), Lister (1.6), Papaneri (9.9), Swanick (4.1)

# YEAR-BY-YEAR RESULTS

## 1949-50

(Won 10, Lost 15)

Coach: Ferguson

| DATE  | SJC | OPP                           | W/L  |
|-------|-----|-------------------------------|------|
| 11/26 | 46  | Rhode Island (H) .....        | 62 L |
| 11/30 | 53  | Lock Haven (H) .....          | 40 W |
| 12/3  | 61  | Louisiana State (C) .....     | 59 W |
| 12/7  | 74  | Elizabethtown (H) .....       | 59 W |
| 12/10 | 46  | Oklahoma A&M (C) .....        | 57 L |
| 12/14 | 46  | Albright (A) .....            | 50 L |
| 12/17 | 65  | Southern California (C) ..... | 79 L |
| 12/26 | 69  | Utah (C) .....                | 68 W |
| 1/2   | 53  | Temple (C) .....              | 61 L |
| 1/4   | 66  | Rutgers-Newark (C) .....      | 54 W |
| 1/7   | 58  | St. John's (A) (#1) .....     | 76 L |
| 1/11  | 67  | St. Francis-Pa. (H) .....     | 64 W |
| 1/14  | 60  | Bradley (C) .....             | 64 L |
| 1/17  | 62  | Rhode Island (A) .....        | 68 L |
| 1/21  | 53  | La Salle (C) (#10) .....      | 74 L |
| 1/28  | 79  | Westminster (C) .....         | 86 L |
| 2/4   | 59  | La Salle (C) (#8) .....       | 79 L |
| 2/8   | 54  | Lafayette (H) .....           | 52 W |
| 2/11  | 74  | Muhlenberg (A) OT .....       | 76 L |
| 2/15  | 58  | Albright (H) .....            | 52 W |
| 2/18  | 59  | CCNY (C) .....                | 75 L |
| 2/25  | 74  | Temple (C) .....              | 90 L |
| 3/1   | 59  | Lafayette (A) .....           | 60 L |
| 3/4   | 71  | St. Francis-Pa. (A) .....     | 63 W |
| 3/8   | 68  | Drexel (H) .....              | 51 W |

Benkovic (0.7), Benson (0.0), Brady (4.2), F. Brennan (0.9), J. Brennan (0.0), Caffrey (0.6), Daly (5.2), Frein (10.9), Hughes (7.0), Kane (0.0), Lister (0.4), McDermitt (9.2), Rafferty (2.7), Senesky (22.8), Staud (0.0)

## 1948-49

(Won 12, Lost 11)

Coach: Ferguson

| DATE  | SJC | OPP                        | W/L  |
|-------|-----|----------------------------|------|
| 11/27 | 90  | St. Francis-Pa. (H) .....  | 64 W |
| 12/1  | 83  | Lock Haven (H) .....       | 53 W |
| 12/4  | 83  | Tennessee (C) .....        | 68 W |
| 12/8  | 63  | West Chester (H) .....     | 41 W |
| 12/11 | 46  | Oklahoma A&M (C) .....     | 43 W |
| 12/15 | 63  | Mount St. Mary's (H) ..... | 57 W |
| 12/18 | 54  | Texas (C) .....            | 55 L |
| 12/27 | 54  | Utah (C) .....             | 78 L |
| 1/1   | 69  | Western Kentucky (C) ..... | 86 L |
| 1/8   | 53  | CCNY (A) .....             | 60 L |
| 1/12  | 70  | Rutgers-Newark (H) .....   | 52 W |
| 1/15  | 47  | Albright (A) .....         | 65 L |
| 1/19  | 76  | Albright (C) .....         | 65 W |
| 1/22  | 91  | Rhode Island (C) .....     | 71 W |
| 1/26  | 77  | Elizabethtown (H) .....    | 62 W |
| 1/29  | 45  | St. John's (C) .....       | 62 L |
| 2/5   | 41  | La Salle (C) .....         | 78 L |
| 2/12  | 62  | Muhlenberg (A) .....       | 65 L |
| 2/17  | 64  | Rhode Island (A) .....     | 69 L |
| 2/21  | 65  | CCNY (C) .....             | 68 L |
| 2/26  | 56  | Temple (C) .....           | 57 L |
| 3/5   | 83  | St. Francis-Pa. (A) .....  | 73 W |
| 3/9   | 76  | Penn (P) .....             | 72 W |

Dudek (11.9), Frein (6.2), Goheen (0.2), Hoffman (0.5), Lister (2.3), McDermitt (8.3), Neifert (1.3), O'Driscoll (2.5), Ramsay (8.8), Senesky (21.0), Sillito (1.3), Welsh (9.9), Wesner (0.9)



Hawk coach Bill Ferguson, pictured here with Jim O'Neill, Al Guokas and Ed O'Halloran at the start of the 1946-47 season, began his coaching career on Hawk Hill in 1928-29. He went on to compile 309 wins over 25 seasons, which still stands as the Saint Joseph's all-time mark for coaching victories.

## 1947-48

(Won 13, Lost 11)

Coach: Ferguson

| DATE  | SJC | OPP                         | W/L  | ATT    |
|-------|-----|-----------------------------|------|--------|
| 11/26 | 94  | Alumni (H) .....            | 52 W |        |
| 11/29 | 66  | Brooklyn PolyTech (H) ..... | 47 W |        |
| 12/3  | 62  | Lock Haven (H) .....        | 37 W |        |
| 12/6  | 59  | Denver (C) .....            | 41 W |        |
| 12/10 | 51  | Syracuse (A) .....          | 63 L |        |
| 12/17 | 57  | Albright (A) .....          | 48 W |        |
| 12/20 | 57  | Texas (C) .....             | 61 L |        |
| 12/27 | 54  | UCLA (A) .....              | 64 L |        |
| 12/30 | 57  | Arizona (C) .....           | 61 L |        |
| 1/3   | 44  | Kansas State (C) .....      | 59 L |        |
| 1/10  | 51  | St. John's (A) .....        | 56 L |        |
| 1/14  | 72  | Iona (H) .....              | 45 W |        |
| 1/17  | 78  | Rhode Island (C) .....      | 81 L |        |
| 1/24  | 73  | Western Kentucky (C) .....  | 84 L |        |
| 1/28  | 90  | Elizabethtown (H) .....     | 51 W |        |
| 1/31  | 75  | Westminster (C) .....       | 66 W |        |
| 2/7   | 70  | La Salle (C) OT .....       | 65 W | 11,403 |
| 2/11  | 55  | Muhlenberg (A) .....        | 65 L |        |
| 2/14  | 80  | Rhode Island (A) .....      | 97 L |        |
| 2/17  | 59  | Temple (C) .....            | 54 W |        |
| 2/21  | 59  | CCNY (C) .....              | 71 L |        |
| 2/25  | 92  | Albright (H) .....          | 72 W |        |
| 3/3   | 84  | Rutgers-Newark (H) .....    | 59 W |        |
| 3/6   | 62  | Penn (P) .....              | 50 W |        |

Dudek (7.5), Frein (5.1), Guokas (10.0), Jablonski (0.0), Maher (5.8), McDermitt (5.0), O'Driscoll (4.4), O'Halloran (5.9), Ramsay (11.2), Reagan (1.3), Senesky (18.2), Sillito (2.1), Welsh (2.8), Wesner (1.1)

## 1946-47

(Won 16, Lost 6)

Coach: Ferguson

| DATE  | SJC | OPP                        | W/L  |
|-------|-----|----------------------------|------|
| 12/4  | 61  | Lock Haven (H) .....       | 50 W |
| 12/7  | 60  | Idaho (C) .....            | 39 W |
| 12/11 | 88  | Washington-Md. (H) .....   | 37 W |
| 12/14 | 49  | Nevada (C) .....           | 38 W |
| 12/18 | 41  | Albright (A) .....         | 40 W |
| 12/21 | 36  | Arkansas (C) .....         | 46 L |
| 12/28 | 48  | UCLA (C) .....             | 50 L |
| 1/4   | 52  | Utah State (C) .....       | 48 W |
| 1/8   | 54  | Catholic (A) .....         | 33 W |
| 1/11  | 62  | CCNY (A) .....             | 63 L |
| 1/15  | 56  | Penn (P) .....             | 52 W |
| 1/18  | 69  | Rhode Island (C) .....     | 59 W |
| 1/22  | 66  | Catholic (H) .....         | 41 W |
| 1/25  | 50  | Western Kentucky (C) ..... | 56 L |
| 1/29  | 73  | Elizabethtown (H) .....    | 34 W |
| 2/1   | 55  | St. John's (C) .....       | 48 W |
| 2/8   | 45  | La Salle (C) OT .....      | 48 L |
| 2/12  | 55  | Temple (C) .....           | 54 W |
| 2/19  | 53  | Syracuse (A) .....         | 52 W |
| 2/22  | 66  | Hawaii (C) .....           | 53 W |
| 2/26  | 58  | Iona (H) .....             | 56 W |
| 3/1   | 47  | Muhlenberg (A) .....       | 66 L |

Butz (9.8), Dudek (8.0), Durso (3.7), Guokas (3.7), Jablonski (0.0), Lyons (2.0), Maher (4.1), Maley (2.2), McDermitt (0.0), McGrath (0.0), Mullaly (1.3), O'Driscoll (2.5), O'Halloran (7.9), B. O'Neill (2.9), J. O'Neill (5.4), Poletti (2.7), Ramsay (8.2), Reagan (2.3), Schuster (2.6), Senesky (1.0), Welsh (2.7), Wesner (1.5)

# YEAR-BY-YEAR RESULTS

## 1945-46

(Won 9, Lost 11)

Coach: Ferguson

| DATE  | SJC | OPP                      | W/L  |
|-------|-----|--------------------------|------|
| 12/5  | 70  | Washington-Md. (H)       | 22 W |
| 12/8  | 37  | Utah (C)                 | 34 W |
| 12/12 | 66  | Cathedral (H)            | 45 W |
| 12/15 | 46  | Lafayette (A)            | 42 W |
| 12/29 | 36  | North Carolina (C)       | 47 L |
| 1/1   | 32  | Wyoming (C)              | 55 L |
| 1/5   | 40  | St. John's (A)           | 59 L |
| 1/12  | 33  | St. John's (C)           | 62 L |
| 1/16  | 79  | Catholic (A)             | 31 W |
| 1/19  | 63  | Rhode Island (C)         | 80 L |
| 1/26  | 54  | Penn (C)                 | 55 L |
| 1/30  | 89  | Elizabethtown (H)        | 56 W |
| 2/2   | 36  | La Salle (C)             | 38 L |
| 2/6   | 59  | Albright (H)             | 41 W |
| 2/9   | 73  | Junia (H)                | 35 W |
| 2/13  | 73  | Brooklyn Polytechnic (H) | 33 W |
| 2/16  | 60  | Rhode Island (A)         | 77 L |
| 2/20  | 49  | Muhlenberg (A)           | 58 L |
| 2/23  | 37  | CCNY (C)                 | 60 L |
| 3/2   | 42  | Temple (C)               | 62 L |

Bailey (2.2), Carney (2.5), Davidian (1.2), Dougherty (2.0), Dulczak (3.7), Gallagher (3.0), Gillespie (2.8), Horgan (3.0), Lyons (4.6), Maher (5.0), Malloy (4.0), McGrath (5.6), McKee (2.9), McMahon (2.0), Mullaly (5.3), B. O'Neill (8.0), J. O'Neill (6.4), Poletti (9.0), Reagan (7.6), Sparagna (0.0), Zeiss (3.3)

## 1944-45

(Won 12, Lost 11)

Coach: Ferguson

| DATE  | SJC | OPP                       | W/L  |
|-------|-----|---------------------------|------|
| 12/6  | 70  | Union (H)                 | 43 W |
| 12/9  | 40  | Utah (C)                  | 65 L |
| 12/13 | 62  | Washington-Md. (H)        | 30 W |
| 12/16 | 59  | Geneva (N)                | 76 L |
| 12/27 | 48  | Western Kentucky (C)      | 81 L |
| 1/1   | 41  | Puerto Rico (C)           | 46 L |
| 1/5   | 62  | U.S. Naval Hospital (H)   | 42 W |
| 1/10  | 58  | New Castle AB (H)         | 37 W |
| 1/13  | 46  | Penn (C)                  | 63 L |
| 1/17  | 62  | Phila. Coast Guard (H)    | 47 W |
| 1/20  | 63  | Rhode Island (A)          | 93 L |
| 1/24  | 70  | Montclair State (H)       | 37 W |
| 1/27  | 62  | Rhode Island (A)          | 76 L |
| 1/31  | 45  | Syracuse (N)              | 37 W |
| 2/3   | 36  | St. John's (C)            | 52 L |
| 2/7   | 75  | Elizabethtown (H)         | 37 W |
| 2/10  | 39  | La Salle (C)              | 36 W |
| 2/14  | 49  | CCNY (A)                  | 60 L |
| 2/16  | 50  | Phila. Marine Depot (H)   | 47 W |
| 2/21  | 76  | Cathedral (H)             | 49 W |
| 2/24  | 47  | CCNY (C)                  | 85 L |
| 2/28  | 50  | England General Hosp. (H) | 44 W |
| 3/3   | 47  | Temple (C)                | 72 L |

Barr (7.5), Burns (0.6), Collins (3.5), Frein (6.6), Gallagher (2.0), Hallahan (1.4), Haley (10.0), Horgan (6.9), Hurley (3.2), Kane (0.5), Keaveney (0.6), McGrath (4.5), McKee (9.5), O'Neill (15.1), Ottinger (0.4), Reagan (8.0), Rooney (0.4), Tracy (8.0)

## 1943-44

(Won 18, Lost 7)

Coach: Ferguson

| DATE  | SJC | OPP                     | W/L  |
|-------|-----|-------------------------|------|
| 12/4  | 48  | Phila. Coast Guard (H)  | 57 L |
| 12/8  | 49  | Washington-Md. (H)      | 36 W |
| 12/11 | 52  | Virginia (C)            | 32 W |
| 12/15 | 62  | Junia (H)               | 42 W |
| 12/22 | 41  | Muhlenberg (H)          | 53 L |
| 12/28 | 56  | DePaul (C)              | 64 L |
| 1/3   | 53  | La Salle (A)            | 33 W |
| 1/5   | 68  | Phila. Marine Depot (H) | 46 W |
| 1/8   | 60  | Swarthmore (C)          | 52 W |
| 1/12  | 48  | Princeton (A)           | 31 W |
| 1/15  | 48  | Penn (C)                | 37 W |
| 1/17  | 53  | La Salle (H)            | 37 W |
| 1/19  | 43  | Drew (H)                | 42 W |
| 1/22  | 69  | Rhode Island (C)        | 54 W |
| 1/26  | 41  | Muhlenberg (A)          | 49 L |
| 1/29  | 67  | Rhode Island (A)        | 79 L |
| 2/2   | 89  | Cathedral (H)           | 50 W |
| 2/5   | 66  | St. Francis-Pa. (C)     | 49 W |
| 2/9   | 74  | Montclair State (H)     | 44 W |
| 2/12  | 36  | St. John's (C)          | 41 L |
| 2/17  | 45  | CCNY (A)                | 38 W |
| 2/23  | 91  | Elizabethtown (H)       | 37 W |
| 2/26  | 41  | CCNY (C)                | 44 L |
| 3/1   | 57  | U.S. Naval Hospital (H) | 30 W |
| 3/4   | 48  | Temple (H)              | 46 W |

Bradley (1.6), Clarke (4.7), Dudek (6.9), Durso (0.7), Ellis (0.3), Faralli (3.0), Flannery (12.2), Maher (6.8), Maynard (0.4), McEnroe (9.3), O'Halloran (8.3), Poletti (5.5), Wesner (2.3), Young (3.3)

## 1942-43

(Won 18, Lost 4)

Coach: Ferguson

| DATE  | SJC | OPP                       | W/L  | ATT    |
|-------|-----|---------------------------|------|--------|
| 12/5  | 47  | Muhlenberg (A)            | 42 W | 1,900  |
| 12/9  | 50  | Washington-Md. (H)        | 37 W |        |
| 12/12 | 60  | Pa. Military (A)          | 28 W |        |
| 12/15 | 45  | Oklahoma A&M (C)          | 39 W | 4,867  |
| 12/30 | 38  | Kansas (C)                | 63 L | 8,566  |
| 1/6   | 51  | Geneva (H)                | 46 W |        |
| 1/9   | 55  | Rhode Island (C)          | 60 L | 10,169 |
| 1/13  | 52  | Elizabethtown (H)         | 14 W | 1,500  |
| 1/16  | 48  | La Salle (C) OT           | 45 W | 8,437  |
| 1/20  | 65  | Princeton Seminary (H)    | 19 W |        |
| 1/23  | 62  | Pennsylvania Military (H) | 32 W |        |
| 1/27  | 66  | Moravian (H)              | 39 W |        |
| 1/30  | 65  | West Texas State (C)      | 52 W | 8,219  |
| 2/3   | 79  | Newark (H)                | 33 W |        |
| 2/8   | 46  | St. John's (A)            | 76 L | 14,601 |
| 2/13  | 67  | CCNY (C)                  | 55 W | 9,047  |
| 2/17  | 59  | F & M Pre-Flight (H)      | 34 W |        |
| 2/20  | 66  | Gettysburg (C)            | 23 W |        |
| 2/24  | 54  | Montclair State (H)       | 35 W |        |
| 2/27  | 77  | Ursinus (C)               | 35 W | 7,500  |
| 3/3   | 58  | Bolling Field (H)         | 39 W | 2,000c |
| 3/6   | 28  | Temple (C)                | 32 L | 10,759 |

Boylan (8.9), Conway (1.6), D'Amora (1.9), Henry (1.5), Maley (1.5), Mullaly (2.4), Murphy (0.3), O'Neill (2.3), Ramsay (1.3), Schuster (6.3), Seavey (5.7), Senesky (23.4), Van Belle (4.7), Zeiss (0.1)



The "Mighty Mites," so dubbed because of their noticeable lack of size, are legends in Hawk lore. The group - Matt Goukas, Dan Kenney, John Kenney, John McMenamin, Joe Oakes and Jim Smale - led SJU to a combined 54-17 mark over a four-year period (1934-38). They made up for their lack of height with quick passing, smothering defense and an assortment of gadget plays. They were inducted into the Saint Joseph's Athletic Hall of Fame in 2000 as a group, along with their coach Bill Ferguson.

# YEAR-BY-YEAR RESULTS

## 1941-42

(Won 12, Lost 6)

Coach: Ferguson

| DATE  | SJC | OPP                      | W/L   | ATT    |
|-------|-----|--------------------------|-------|--------|
| 12/6  | 62  | Rhode Island (A)         | .75 L | 1,100  |
| 12/15 | 27  | Oklahoma A&M (C)         | .37 L |        |
| 12/18 | 64  | Muhlenberg (H)           | .52 W |        |
| 12/27 | 29  | Colorado (C)             | .45 L | 5,857  |
| 1/3   | 33  | North Carolina (C)       | .28 W |        |
| 1/6   | 70  | Princeton Seminary (H)   | .31 W |        |
| 1/10  | 44  | CCNY (A)                 | .33 W | 15,826 |
| 1/13  | 81  | Fort Monmouth (H)        | .52 W |        |
| 1/17  | 58  | La Salle (C)             | .53 W | 7,131  |
| 1/30  | 56  | West Texas State (C)     | .59 L | 10,976 |
| 2/7   | 28  | Moravian (A)             | .30 L |        |
| 2/10  | 58  | Georgetown (H)           | .43 W | 1,000  |
| 2/14  | 39  | St. John's (C)           | .51 L |        |
| 2/17  | 46  | Philadelphia Textile (H) | .10 W |        |
| 2/20  | 50  | Virginia (C)             | .37 W | 3,286  |
| 2/24  | 59  | Canisius (H)             | .49 W |        |
| 2/27  | 52  | DePaul (C)               | .43 W | 5,183  |
| 3/6   | 49  | Temple (C)               | .46 W | 7,303  |

Boylan (4.4), Butz (11.2), Conway (2.7), Coughlin (2.4), Kelleher (6.6), Kraft (5.4), Portland (9.0), Schuster (2.4), Seavey (2.0), Senesky (12.8), Sorin (0.7), Stahl (8.5), Van Belle (2.0).

## 1940-41

(Won 12, Lost 6)

Coach: Ferguson

| DATE  | SJC | OPP                     | W/L   | ATT   |
|-------|-----|-------------------------|-------|-------|
| 12/7  | 57  | Muhlenberg (A)          | .33 W |       |
| 12/10 | 55  | Upsala (H)              | .18 W | 1,000 |
| 12/14 | 66  | Rhode Island (A)        | .74 L |       |
| 12/17 | 26  | Oklahoma A&M (C)        | .40 L |       |
| 12/21 | 49  | Wittenberg (H)          | .33 W |       |
| 12/28 | 49  | Colorado (C)            | .45 W |       |
| 1/6   | 42  | North Carolina (C)      | .41 W |       |
| 1/10  | 26  | CCNY (C)                | .40 L |       |
| 1/14  | 60  | Moravian (H)            | .30 W |       |
| 1/17  | 50  | DePaul (C) OT           | .52 L |       |
| 1/31  | 47  | Butler (C)              | .43 W |       |
| 2/8   | 41  | Brooklyn (C)            | .32 W |       |
| 2/11  | 78  | Blue Ridge (H)          | .32 W |       |
| 2/14  | 48  | La Salle (C)            | .40 W |       |
| 2/19  | 37  | St. John's (A)          | .45 L |       |
| 2/21  | 39  | Virginia (C)            | .52 L |       |
| 2/25  | 70  | St. Josephs-Indiana (H) | .49 W |       |
| 3/1   | 53  | Temple (C)              | .35 W | 6,044 |

Boylan (2.9), Butz (7.4), Coughlin (2.3), Fisler (0.2), Hughes (0.0), Kelleher (3.9), Kenney (15.4), Kraft (6.4), Loughran (1.2), Senesky (7.4), Sorin (0.8), Stahl (4.3)

## 1939-40

(Won 10, Lost 5)

Coach: Ferguson

| DATE  | SJC | OPP                       | W/L   | ATT    |
|-------|-----|---------------------------|-------|--------|
| 12/9  | 32  | Cathedral (H)             | .13 W | 2,000  |
| 12/16 | 32  | Wittenberg (H)            | .36 L |        |
| 12/19 | 36  | Dayton (H)                | .34 W |        |
| 12/27 | 25  | Colorado (C)              | .49 L |        |
| 12/29 | 39  | Missouri (C)              | .38 W |        |
| 1/6   | 39  | Ohio (H)                  | .59 L | 1,000  |
| 1/10  | 31  | CCNY (C)                  | .26 W |        |
| 1/13  | 52  | Pennsylvania Military (H) | .42 W |        |
| 1/17  | 43  | Virginia (C)              | .39 W |        |
| 1/26  | 38  | Manhattan (A) OT          | .35 W | 12,250 |
| 2/3   | 35  | St. John's (C)            | .30 W |        |
| 2/7   | 65  | Upsala (H)                | .35 W |        |
| 2/16  | 33  | La Salle (C)              | .28 W |        |
| 2/22  | 29  | DePaul (C)                | .38 L |        |
| 2/28  | 14  | Temple (C)                | .39 L | 4,600  |

Adams (3.1), Coughlin (2.6), Dambrackas (3.0), Hogan (1.7), Huver (2.5), Jacobs (1.5), Kelleher (2.0), Kenney (10.2), Kraft (6.9), Monte (0.0), Sorin (2.0), Stahl (6.7), Tracy (0.0)

## 1938-39

(Won 9, Lost 12)

Coach: Ferguson

| DATE  | SJC | OPP                       | W/L   | ATT   |
|-------|-----|---------------------------|-------|-------|
| 12/3  | 80  | Elizabethtown (H)         | .47 W |       |
| 12/7  | 39  | Upsala (H)                | .33 W |       |
| 12/10 | 54  | Wake Forest (H)           | .49 W | 1,500 |
| 12/14 | 81  | Western Maryland (H)      | .43 W |       |
| 12/19 | 44  | Oregon (C)                | .54 L |       |
| 12/21 | 44  | Ohio (H)                  | .58 L |       |
| 12/26 | 39  | Colorado (C)              | .44 L |       |
| 12/28 | 45  | Wyoming (H)               | .42 W |       |
| 1/2   | 36  | Davis & Elkins (H)        | .37 L |       |
| 1/6   | 30  | Kentucky (C)              | .41 L |       |
| 1/11  | 31  | St. John's (A)            | .43 L |       |
| 1/13  | 35  | CCNY (C)                  | .36 L |       |
| 1/21  | 46  | Moravian (H)              | .36 W |       |
| 1/27  | 37  | Manhattan (C)             | .42 L |       |
| 2/3   | 31  | La Salle (C)              | .32 L |       |
| 2/7   | 47  | Lebanon Valley (H)        | .48 L | 1,000 |
| 2/11  | 39  | Ursinus (H)               | .35 W | 1,000 |
| 2/13  | 52  | William & Mary (H)        | .43 W |       |
| 2/17  | 18  | Villanova (C)             | .36 L | 3,500 |
| 2/27  | 49  | Pennsylvania Military (H) | .30 W |       |
| 3/3   | 38  | Temple (C)                | .42 L | 6,000 |

Adams (6.4), Chadick (9.7), Dambrackas (2.6), Frye (0.0), Guzewicz (4.7), Hogan (0.0), Huver (4.4), Kenney (11.2), Loughery (5.8), Murphy (1.0), Sacca (0.0), Scullin (2.5), Trainor (0.0), Whartnaby (2.5)

## 1937-38

(Won 13, Lost 3)

Coach: Ferguson

| DATE  | SJC | OPP                     | W/L   | ATT    |
|-------|-----|-------------------------|-------|--------|
| 12/11 | 58  | Loyola-Md. (H)          | .22 W |        |
| 12/14 | 60  | Cathedral (H)           | .40 W |        |
| 12/18 | 38  | CCNY (A)                | .49 L |        |
| 12/22 | 40  | Wittenberg (H)          | .36 W |        |
| 12/30 | 39  | Mississippi State (C)   | .23 W | 11,793 |
| 1/1   | 50  | Creighton (H)           | .40 W |        |
| 1/3   | 42  | Franklin & Marshall (A) | .22 W | 5,000  |
| 1/7   | 44  | Davis & Elkins (R)      | .31 W | 6,000  |
| 1/12  | 37  | DePaul (R)              | .38 L | 4,028  |
| 1/15  | 43  | Catholic (N)            | .34 W |        |
| 1/22  | 34  | North Carolina (C)      | .29 W |        |
| 1/28  | 18  | La Salle (C)            | .22 L | 12,038 |
| 2/5   | 56  | Gallaudet (H)           | .27 W |        |
| 2/8   | 46  | Pa. Military (H)        | .25 W |        |
| 2/12  | 30  | St. John's (C)          | .38 L |        |
| 2/22  | 49  | Albright (H)            | .31 W |        |
| 2/25  | 33  | Duquesne (R)            | .22 W |        |
| 3/4   | 36  | Temple (C)              | .40 L |        |

Adams, Buck, Chadick, Dambrackas, Frye, Guokas, D. Kenney, J. Kenney, McMenamin, Oakes, Rosenberg, Scullin, Smale, Trainor, Van Hook

## 1936-37

(Won 15, Lost 4)

Coach: Ferguson

| DATE  | SJC | OPP                       | W/L   | ATT    |
|-------|-----|---------------------------|-------|--------|
| 12/9  | 37  | Delaware (H)              | .30 W |        |
| 12/12 | 52  | Western Maryland (H)      | .27 W |        |
| 12/19 | 29  | CCNY (A)                  | .19 W | 12,500 |
| 12/28 | 25  | La Salle (R)              | .21 W |        |
| 1/2   | 29  | Davis & Elkins (H)        | .26 W |        |
| 1/6   | 41  | Loyola-Md. (H)            | .19 W |        |
| 1/12  | 37  | Mississippi State         | .28 W |        |
| 1/16  | 34  | North Carolina (R)        | .36 L |        |
| 1/23  | 50  | Pennsylvania Military (H) | .23 W |        |
| 2/2   | 50  | Juniata (H)               | .17 W |        |
| 2/5   | 46  | Long Island (R) 3OT       | .44 W |        |
| 2/12  | 38  | St. John's (R) 2OT        | .39 L |        |
| 2/13  | 32  | Ursinus (H)               | .17 W |        |
| 2/16  | 28  | La Salle (H) OT           | .25 W |        |
| 2/19  | 31  | Pa. Military (A)          | .23 W |        |
| 2/24  | 37  | Penn (P)                  | .36 W | 10,682 |
| 2/26  | 27  | DePaul (R)                | .33 L |        |
| 3/2   | 46  | Lebanon Valley (H)        | .38 W |        |
| 3/5   | 32  | Temple (R)                | .53 L | 9,514  |

Conwell (0.0), Guokas (7.7), Hartman (0.0), D. Kenney (6.4), J. Kenney (0.2), Jo. Kenney (3.7), Langan (3.4), Matt (0.0), McCarthy (1.0), McMenamin (7.1), Oakes (3.1), Scullin (0.6), Smale (6.3), Uber (0.3)

## 1935-36

(Won 14, Lost 5)

Coach: Ferguson

| DATE  | SJC | OPP                          | W/L   | ATT   |
|-------|-----|------------------------------|-------|-------|
| 12/13 | 48  | Roanoke (H)                  | .27 W |       |
| 12/16 | 30  | Temple (R)                   | .32 L |       |
| 12/20 | 37  | Loyola-Md. (H)               | .28 W |       |
| 12/23 | 30  | Long Island (R)              | .35 L |       |
| 12/30 | 23  | La Salle (R)                 | .19 W |       |
| 1/4   | 32  | Davis & Elkins (H)           | .25 W |       |
| 1/10  | 38  | Western Maryland (A)         | .37 W |       |
| 1/11  | 35  | Loyola-Md. (A)               | .34 W |       |
| 1/15  | 38  | Pa. Military (A)             | .27 W |       |
| 1/18  | 34  | Lafayette (H)                | .30 W |       |
| 1/23  | 36  | Catholic (H)                 | .19 W |       |
| 2/1   | 40  | La Salle (A)                 | .20 W |       |
| 2/5   | 32  | Albright (H)                 | .14 W |       |
| 2/8   | 27  | CCNY (R)                     | .44 L |       |
| 2/11  | 42  | Ursinus (H)                  | .24 W |       |
| 2/15  | 23  | St. Johns (A)                | .30 L |       |
| 2/22  | 39  | Pennsylvania Military (H) OT | .33 W |       |
| 2/26  | 25  | Penn (P)                     | .29 L | 4,500 |
| 3/3   | 57  | Delaware (H)                 | .40 W |       |

Fleming, Guokas, Keaveney, D. Kenney, Jim Kenney, John Kenney, Langan, McCue, McMenamin, Murphy, Oakes, Smale

## 1934-35

(Won 12, Lost 3)

Coach: Ferguson

| DATE  | SJC | OPP                       | W/L   | ATT   |
|-------|-----|---------------------------|-------|-------|
| 12/12 | 29  | Penn (P)                  | .27 W |       |
| 12/15 | 46  | Delaware (H)              | .31 W |       |
| 12/19 | 18  | Temple (A)                | .32 L |       |
| 1/5   | 41  | Ursinus (H)               | .33 W |       |
| 1/9   | 48  | Lafayette (A)             | .26 W |       |
| 1/11  | 40  | Delaware (A)              | .35 W | 8,000 |
| 1/16  | 31  | West Chester (H)          | .18 W |       |
| 1/19  | 28  | La Salle (A)              | .25 W |       |
| 1/26  | 38  | Pennsylvania Military (H) | .32 W |       |
| 1/29  | 41  | Davis & Elkins (H)        | .35 W |       |
| 2/5   | 25  | West Chester (A)          | .22 W |       |
| 2/13  | 25  | La Salle (H)              | .32 L |       |
| 2/16  | 56  | Moravian (H)              | .10 W |       |
| 2/18  | 34  | Pennsylvania Military (A) | .35 L |       |
| 2/22  | 26  | La Salle (A)              | .25 W |       |

Fleming, Guokas, Keaveney, D. Kenney, Jim Kenney, John Kenney, Lawlor, Mallon, McCarthy, McCue, McCusker, McMenamin, Oakes, Smale

## 1933-34

(Won 6, Lost 11)

Coach: Ferguson

| DATE  | SJC | OPP                          | W/L   |
|-------|-----|------------------------------|-------|
| 12/9  | 26  | Penn (P)                     | .38 L |
| 12/15 | 21  | Catholic (H)                 | .24 L |
| 12/19 | 35  | Phila. Pharmacy (H)          | .26 W |
| 1/4   | 17  | Ursinus (A)                  | .22 L |
| 1/9   | 27  | West Chester (A)             | .33 L |
| 1/13  | 27  | Temple (A)                   | .31 L |
| 1/16  | 26  | Delaware (H)                 | .17 W |
| 1/23  | 23  | Alumni (H)                   | .13 W |
| 1/27  | 22  | Pennsylvania Military (H)    | .25 L |
| 1/31  | 53  | Phila. Textile (H)           | .11 W |
| 2/3   | 15  | La Salle (H)                 | .27 L |
| 2/6   | 26  | West Chester (H)             | .23 W |
| 2/10  | 20  | La Salle (A)                 | .39 L |
| 2/12  | 26  | Delaware (A)                 | .31 L |
| 2/17  | 23  | St. Francis-N.Y. (H)         | .19 W |
| 2/22  | 28  | Pennsylvania Military (A) OT | .31 L |
| 2/24  | 13  | Baltimore (H)                | .19 L |

Castello, Dougherty, Halpin, Kane, Keaveney, Kenney, Lawlor, Mandes, McCusker, McGonegal, Morris, Morrow



# YEAR-BY-YEAR RESULTS

## 1932-33

(Won 7, Lost 9)

Coach: Ferguson

| DATE  | SJC | OPP                       | W/L  |
|-------|-----|---------------------------|------|
| 12/7  | 24  | Fordham (A)               | 39 L |
| 12/10 | 34  | St. John's-Md. (H)        | 32 W |
| 12/13 | 50  | Phila. Pharmacy (H)       | 28 W |
| 12/16 | 24  | Delaware (A)              | 35 L |
| 1/6   | 33  | West Chester (H)          | 27 W |
| 1/10  | 29  | Washington-Md. (A)        | 33 L |
| 1/14  | 21  | Catholic (H)              | 29 L |
| 1/17  | 19  | Temple (A)                | 43 L |
| 1/20  | 20  | Swarthmore (A)            | 15 W |
| 1/28  | 21  | Pa. Military (A)          | 28 L |
| 2/1   | 27  | Lebanon Valley (A)        | 23 W |
| 2/8   | 12  | West Chester (A)          | 34 L |
| 2/14  | 42  | Delaware (H)              | 21 W |
| 2/22  | 27  | Pennsylvania Military (A) | 42 L |
| 2/25  | 19  | Penn (P)                  | 36 L |
| 2/28  | 25  | Washington-Md. (H)        | 24 W |

Dougherty, Halpin, Kane, Keaveney, Lawlor, Mandes, McCusker, Morris, Morrow, Smith

## 1931-32

(Won 8, Lost 10)

Coach: Ferguson

| DATE  | SJC | OPP                       | W/L  | ATT   |
|-------|-----|---------------------------|------|-------|
| 12/2  | 58  | Philadelphia Textile (H)  | 13 W |       |
| 12/5  | 18  | CCNY (A)                  | 39 L |       |
| 12/8  | 34  | Phila. Pharmacy (H)       | 27 W |       |
| 12/16 | 26  | Penn (P)                  | 17 W | 4,000 |
| 1/5   | 28  | Washington-Md. (H)        | 27 W |       |
| 1/8   | 18  | St. Thomas (A)            | 31 L |       |
| 1/9   | 21  | St. Francis-N.Y. (A)      | 19 W |       |
| 1/14  | 32  | Catholic (A)              | 38 L |       |
| 1/15  | 26  | George Washington (A)     | 43 L |       |
| 1/20  | 28  | Temple (A)                | 45 L |       |
| 1/30  | 18  | Washington-Md. (A)        | 16 W |       |
| 2/9   | 32  | Lebanon Valley (H)        | 23 W |       |
| 2/13  | 35  | Seton Hall (A)            | 37 L |       |
| 2/17  | 28  | Delaware (A)              | 35 L |       |
| 2/19  | 34  | Seton Hall (H) OT         | 40 L |       |
| 2/22  | 30  | Pennsylvania Military (A) | 33 L |       |
| 2/25  | 32  | George Washington (H)     | 31 W |       |
| 2/27  | 33  | Swarthmore (A)            | 37 L |       |

Campbell (0.0), Costello (0.5), Dougherty (0.8), Kane (2.4), Lawlor (0.8), Mandes (1.2), McGonegal (2.2), Morris (1.0), Morrow (0.2), Osborne (7.6), Sculley (2.3), Smith (3.6), Walker (1.1), Zuber (10.8)

## 1930-31

(Won 16, Lost 5)

Coach: Ferguson

| DATE  | SJC | OPP                      | W/L  |
|-------|-----|--------------------------|------|
| 12/2  | 36  | Philadelphia Textile (H) | 22 W |
| 12/6  | 25  | Lafayette (A)            | 23 W |
| 12/9  | 53  | Moravian (H)             | 23 W |
| 12/13 | 19  | Penn (P)                 | 23 L |
| 12/18 | 31  | Washington-Md. (A)       | 28 W |
| 1/3   | 18  | Seton Hall (A)           | 17 W |
| 1/6   | 35  | Washington-Md. (H)       | 27 W |
| 1/10  | 31  | Franklin & Marshall (A)  | 36 L |
| 1/14  | 30  | Albright (H)             | 34 W |
| 1/17  | 29  | Swarthmore (A)           | 23 W |
| 1/20  | 36  | Delaware (H)             | 18 W |
| 1/31  | 31  | Albright (A)             | 45 L |
| 2/2   | 51  | Slippery Rock (H)        | 30 W |
| 2/4   | 39  | Franklin & Marshall (H)  | 23 W |
| 2/7   | 40  | Ursinus (H)              | 21 W |
| 2/18  | 47  | Pa. Military (H)         | 29 W |
| 2/20  | 20  | Seventh Regiment (A)     | 19 W |
| 2/21  | 16  | St. Francis-N.Y. (A)     | 24 L |
| 2/26  | 20  | Brooklyn K of C (A)      | 35 L |
| 2/27  | 19  | St. Thomas (A)           | 12 W |
| 3/3   | 35  | Seton Hall (H)           | 17 W |

Cahill (0.2), Kane (4.3), McCusker (0.2), McNichol (0.0), Morrow (0.0), Moynihan (1.9), Osborne (6.0), Ridgway (0.4), Sculley (0.8), Smith (2.5), Sunkes (2.9), Trainer (5.2), Walker (1.5), Zuber (6.6)



The 1920-21 Hawks: (back row) George Clarke (manager), Dick Crean, Henry Hagans, Ted Deady, John Lavin (head coach); (front row) Vince McDermott, Tommy Vizard (captain), Tommy Temple.

# YEAR-BY-YEAR RESULTS

## 1929-30

(Won 12, Lost 9)

Coach: Ferguson

| DATE  | SJC | OPP                     | W/L | ATT   |
|-------|-----|-------------------------|-----|-------|
| 12/7  | 18  | Philadelphia Osteopathy | W   |       |
| 12/10 | 25  | Penn (P)                | L   | 3,000 |
| 12/14 | 15  | Franklin & Marshall (A) | L   |       |
| 12/17 | 32  | Washington-Md. (A)      | L   |       |
| 1/4   | 28  | Temple                  | L   |       |
| 1/7   | 31  | Swarthmore (A)          | W   |       |
| 1/11  | 36  | Washington-Md. (H)      | W   |       |
| 1/15  | 20  | Franklin & Marshall (H) | W   |       |
| 1/17  | 34  | Fordham (A)             | L   |       |
| 2/1   | 23  | Haverford (H)           | W   |       |
| 2/4   | 33  | Albright (A)            | L   |       |
| 2/7   | 22  | Delaware (A)            | W   |       |
| 2/8   | 31  | Penn AC (A)             | W   |       |
| 2/11  | 19  | St. Francis-N.Y. (A)    | W   |       |
| 2/13  | 38  | Seton Hall (A)          | L   |       |
| 2/15  | 17  | Villanova (H)           | L   |       |
| 2/18  | 35  | Loyola-Md. (A)          | W   |       |
| 2/24  | 28  | Albright (H) OT         | W   |       |
| 2/26  | 44  | Pa. Military            | W   |       |
|       |     | Ursinus (A)             | W   |       |

Cahill, J. Kane, T. Kane, McNichol, Moynihan, Osborne, Sculley, Smith, Sunkes, E. Trainer, F. Trainer, Walker

## 1928-29

(Won 8, Lost 10)

Coach: Ferguson

| DATE | SJC | OPP                       | W/L | ATT    |
|------|-----|---------------------------|-----|--------|
| 12/1 | 24  | Penn (P)-OT               | L   |        |
| 12/5 | 50  | Hahnemann (H)             | W   |        |
|      | 34  | Philadelphia Textile      | W   |        |
|      | 19  | Temple (A)                | L   | 1,500c |
| 1/5  | 39  | Niagara (H)               | W   | 1,000  |
| 1/16 | 25  | Fordham (P) OT            | L   |        |
| 1/19 | 33  | Schuykill (H)             | W   |        |
|      | 23  | St. John's (A)            | L   |        |
| 1/31 | 20  | Villanova                 | L   |        |
| 2/2  | 35  | Seton Hall                | W   |        |
| 2/6  | 28  | Pennsylvania Military (A) | W   |        |
| 2/8  | 41  | Albright (H)              | W   |        |
|      | 21  | Loyola-Md.                | L   |        |
|      | 27  | Schuykill                 | L   |        |
|      | 27  | Penn AC OT                | L   |        |
| 3/1  | 39  | St. Stephen's (A)         | W   |        |
| 3/3  | 27  | Seton Hall (A)            | L   |        |
|      | 23  | Delaware                  | L   |        |

Branka, Desmond, Kane, Kelly, Oakes, Osborne, Rider, Sunkes, E. Trainer, F. Trainer, Walker

## 1927-28

(Won 6, Lost 11)

Coach: Temple

| DATE  | SJC | OPP                         | W/L |
|-------|-----|-----------------------------|-----|
| 12/3  | 24  | Penn                        | L   |
| 12/6  | 33  | Hahnemann (H)               | W   |
| 12/14 | 36  | Hahnemann (H)               | W   |
| 12/19 | 18  | Manhattan (A)               | L   |
| 1/7   | 19  | Delaware (A)                | L   |
| 1/11  | 27  | Schuykill (A)               | L   |
| 1/13  | 27  | St. John's (A)              | L   |
| 1/14  | 21  | Seton Hall (A)              | L   |
| 1/18  | 40  | Philadelphia Osteopathy (H) | W   |
| 1/21  | 36  | Washington-Md. (A)          | L   |
| 2/4   | 73  | Philadelphia Textile (H)    | W   |
| 2/11  | 38  | Pennsylvania Military (A)   | W   |
| 2/15  | 22  | Drexel (A)                  | L   |
| 2/16  | 35  | St. John's (H)              | W   |
| 2/22  | 21  | Philadelphia Osteopathy (A) | L   |
| 2/27  | 28  | Penn AC                     | L   |
| 3/2   | 23  | St. Stephen's               | L   |

Branka, Delaney, Desmond, Grady, Kane, Oakes, Perotta, Regan, Sunkes, E. Trainer, F. Trainer

## 1926-27

(Won 6, Lost 11)

Coach: Temple

| DATE  | SJC | OPP                   | W/L |
|-------|-----|-----------------------|-----|
| 12/3  | 19  | Crescent AC (A)       | L   |
| 12/4  | 19  | Crimson and Gray (H)  | L   |
| 12/10 | 16  | Penn AC (A)           | L   |
| 12/18 | 30  | Penn (A)              | L   |
|       | 23  | St. John's            | W   |
|       |     | Schuykill             | W   |
|       | 30  | St. John's            | L   |
|       |     | University Club       | W   |
| 1/7   | 10  | Fordham (A)           | L   |
| 1/11  | 17  | Villanova (P)         | L   |
| 1/22  | 14  | Georgetown            | L   |
| 2/4   | 23  | Schuykill (A)         | W   |
|       |     | Delaware              | L   |
|       |     | St. Thomas            | L   |
|       | 21  | Seton Hall            | L   |
|       | 28  | Pennsylvania Military | W   |

Brady, Branka, Collins, Cunneff, Donahue, Trainer, Gricco, Oakes, Sheehan, Walker

## 1925-26

(Won 4, Lost 11)

Coach: Lavin

| DATE  | SJC | OPP                       | W/L |
|-------|-----|---------------------------|-----|
| 12/9  | 30  | Schuykill (A)             | W   |
| 12/16 | 30  | Haverford (A)             | W   |
| 12/19 | 14  | Penn (A)                  | L   |
|       | 26  | St. John's                | L   |
|       | 13  | St. John's (H)            | L   |
| 1/16  | 22  | Pennsylvania Military (A) | W   |
| 2/18  | 19  | Villanova (H)             | L   |
|       | 16  | Fordham                   | L   |
|       | 26  | Drexel                    | W   |

Brady, Branka, Collins, Donahue, Henry, Mastav, Mustovoy, B. Oakes, J. Oakes

## 1924-25

(Won 9, Lost 9)

Coach: Lavin

| DATE  | SJC | OPP                       | W/L |
|-------|-----|---------------------------|-----|
| 12/3  | 29  | Crescent AC (A)           | L   |
| 12/17 | 35  | Moravian (A)              | W   |
| 12/20 | 18  | Penn (A)                  | L   |
|       | 37  | St. John's                | L   |
|       | 27  | Temple                    | W   |
|       | 38  | Temple                    | W   |
| 1/10  | 39  | Pennsylvania Military (A) | W   |
| 1/14  | 22  | Ursinus (H)               | W   |
| 1/23  | 24  | Susquehanna (H)           | W   |
| 1/29  | 24  | Villanova (H)             | L   |
| 2/5   | 36  | Pennsylvania Military (A) | W   |
|       | 16  | Georgetown                | L   |

Brown, Byrnes, Collins, Cunneff, Donahue, Ganard, Mallie, J. Oakes, Reckner

## 1923-24

(Won 9, Lost 9)

Coach: Lavin

| DATE  | SJC | OPP                       | W/L |
|-------|-----|---------------------------|-----|
| 12/1  | 30  | Crimson and Gray (H)      | W   |
| 12/7  | 22  | Crescent AC (A)           | L   |
| 12/8  | 18  | Army (A)                  | L   |
|       | 11  | Penn (A)                  | L   |
| 12/19 | 31  | Temple (H)                | W   |
| 12/22 | 12  | University Club (A)       | L   |
|       | 30  | St. Mary's-Michigan (H)   | W   |
|       | 15  | Loyola-Md. (H)            | L   |
| 1/7   | 32  | Haverford (H)             | W   |
| 1/8   | 23  | Villanova (N)             | L   |
| 1/12  | 23  | Georgetown (A)            | L   |
| 1/16  | 43  | Ursinus (H)               | W   |
| 1/23  | 42  | Pennsylvania Military (A) | W   |
| 1/26  | 29  | University Club (H)       | W   |
| 2/2   | 16  | Loyola-Md. (A)            | L   |
| 2/11  | 25  | Washington-Md. (H)        | L   |
| 2/16  | 47  | Moravian (H)              | W   |
| 2/22  | 54  | Cathedral (H)             | W   |

Brown, Collins, Coppock, Crean, Cunneff, Donohoe, Hosey, Mallie, Oakes, Sheehan

## 1922-23

(Won 7, Lost 8)

Coach: Lavin

| DATE  | SJC | OPP                       | W/L |
|-------|-----|---------------------------|-----|
| 12/9  | 45  | Crimson and Gray          | W   |
|       | 17  | Penn (A)                  | L   |
|       | 34  | Cathedral (H)             | W   |
|       | 21  | Loyola-Md. (A)            | L   |
| 12/22 | 18  | Manhattan (H)             | L   |
|       | 20  | Niagara (H)               | W   |
|       | 33  | Villanova (A)             | L   |
| 1/27  | 37  | Loyola-Md. (A)            | W   |
| 1/31  | 26  | Villanova (H)             | W   |
| 2/10  | 20  | Pennsylvania Military (A) | L   |
|       | 35  | Seton Hall                | W   |
|       | 30  | Mount St. Mary's Hall     | L   |
|       |     | St. Francis-N.Y.          | L   |
|       |     | East Stroudsburg          | W   |
|       | 25  | Georgetown                | L   |

Burns, Carr, Crean, Devine, Gannon, Hagans, Hosey, Mackin, Mallie, Mallon, Moore, Oakes

## 1921-22

(Won 8, Lost 9)

Coach: Lavin

| DATE | SJC | OPP                       | W/L |
|------|-----|---------------------------|-----|
|      | 17  | Philadelphia Dental (H)   | W   |
|      | 24  | Crescent AC (A)           | L   |
|      | 13  | Army (A)                  | L   |
|      | 41  | Crimson and Gray (H)      | W   |
|      | 22  | Temple (A)                | W   |
|      | 31  | Loyola-Md. (H)            | W   |
|      | 23  | Fordham (H)               | L   |
|      | 44  | La Salle                  | W   |
|      | 13  | Georgetown                | W   |
| 1/25 | 18  | Villanova (A)             | L   |
|      | 26  | Temple (H)                | W   |
|      | 19  | Pennsylvania Military (A) | L   |
| 2/15 | 22  | Seton Hall                | L   |
| 2/22 | 32  | Navy (A)                  | W   |
|      | 32  | Fordham                   | L   |
|      | 31  | Seton Hall                | W   |
| 3/4  | 26  | Villanova (H)             | L   |

Crean, Deady, Devine, DiFilippo, Duff, Dugan, Hagans, Mallie, McDermott, Oakes

# YEAR-BY-YEAR RESULTS

## 1920-21

(Won 4, Lost 10)

Coach: Lavin

| DATE | SJC                     | OPP | W/L |
|------|-------------------------|-----|-----|
| 23   | Crimson and Gray        | 18  | W   |
| 20   | Army                    | 30  | L   |
| 17   | Fordham                 | 43  | L   |
| 8    | Navy                    | 39  | L   |
| 10   | Ursinus                 | 14  | L   |
| 18   | Seton Hall              | 24  | L   |
| 1/15 | 22 Villanova (A)        | 31  | L   |
| 22   | Philadelphia Osteopathy | 18  | W   |
| 22   | Pennsylvania Military   | 33  | L   |
| 2/16 | 14 Villanova (H)        | 24  | L   |
| 2    | St. John's - Forfeit    | 0   | W   |
| 24   | Seton Hall (A)          | 36  | L   |
| 19   | Fordham                 | 31  | L   |
| 32   | Crimson and Gray        | 14  | W   |

Crean (7.8), Deady (1.7), Devine (5.0), Hagans (0.5), McDermott (3.4), Moylan (0.0), Temple (2.0), Treacy (0.5), Vizard (2.0)

## 1919-20

(Won 9, Lost 6)

Coach: Lavin

| DATE | SJC                   | OPP | W/L |
|------|-----------------------|-----|-----|
| 27   | St. John's (A)        | 33  | L   |
| 19   | Crescent AC (A)       | 26  | L   |
| 25   | Hahnemann             | 22  | W   |
| 27   | Ursinus               | 34  | L   |
| 39   | Cooper Union          | 23  | W   |
| 28   | Seton Hall            | 32  | L   |
| 32   | Crimson and Gray      | 8   | W   |
| 36   | Fordham (H)           | 22  | W   |
| 14   | Navy                  | 31  | L   |
| 23   | Loyola-Maryland       | 18  | W   |
| 25   | Drexel (A)            | 31  | L   |
| 28   | Pennsylvania Military | 22  | W   |
| 36   | Muhlenberg (H)        | 25  | W   |
| 26   | Drexel (H)            | 17  | W   |
| 27   | Villanova             | 23  | W   |

Deady, Define, Duff, Duffy, Healey, Horan, Temple, Treacy, Vizard

## 1918-19

(Won 3, Lost 3)

Coach: Donahue

| DATE | SJC                    | OPP | W/L |
|------|------------------------|-----|-----|
| 26   | Drexel                 | 17  | W   |
| 21   | Supply Department Pier | 24  | L   |
| 25   | Pennsylvania Military  | 15  | W   |
| 20   | Navy                   | 49  | L   |
| 24   | Dickinson (H)          | 21  | W   |
| 26   | Muhlenberg             | 27  | L   |

Conley, Duff, Healey, Moloney, Murphy, Temple

## 1917-18

(Won 5, Lost 2)

Coach: Donahue

| DATE | SJC                   | OPP | W/L |
|------|-----------------------|-----|-----|
| 21   | Wissahickon Barracks  | 33  | L   |
| 46   | Alumni                | 22  | W   |
| 15   | Lebanon Valley        | 18  | L   |
| 48   | Training Camp Disp    | 28  | W   |
| 37   | Pennsylvania Military | 21  | W   |
| 28   | Alumni                | 8   | W   |
| 22   | Muhlenberg            | 11  | W   |

Conley, Cullen, Culliton, Healey, McShaine, Moloney, Murphy, Nassau, Temple, Vizard

## 1916-17

(Won 18, Lost 5)

Coach: Donahue

| DATE | SJU                        | OPP | W/L |
|------|----------------------------|-----|-----|
| 21   | Crimson and Gray           | 18  | W   |
| 39   | Camden High                | 22  | W   |
| 48   | Vineland High              | 14  | W   |
| 35   | Villanova Prep             | 9   | W   |
| 29   | Camden High (A)            | 23  | W   |
| 34   | Morris Guards (H)          | 25  | W   |
| 21   | Wenonah Military Acad. (A) | 19  | W   |
| 49   | Pa. Institution of Deaf    | 23  | W   |
| 1/27 | 29 La Salle                | 30  | L   |
| 26   | Alumni                     | 18  | W   |
| 27   | Philos Club                | 14  | W   |

|      |                               |    |   |
|------|-------------------------------|----|---|
| 31   | Moravian                      | 21 | W |
| 2/21 | 18 Wenonah Military Acad. (H) | 27 | L |
| 28   | La Salle                      | 27 | W |
| 23   | New Jersey State              | 17 | W |
| 17   | Moravian                      | 46 | L |
| 29   | Catholic High                 | 22 | W |
| 47   | New Jersey State              | 13 | W |
| 17   | La Salle                      | 22 | L |
| 41   | Atlantic City YMCA            | 32 | W |
|      | Manhattan                     |    | L |

Byrne, Gallagher, Healey, Leckie, J. Martin, S. Martin, Murphy

## 1915-16

(Won 11, Lost 9)

Coach: Donahue

| DATE | SJC                | OPP | W/L |
|------|--------------------|-----|-----|
| 31   | Fordham Freshmen   | 25  | W   |
| 13   | Crimson and Gray   | 20  | L   |
| 31   | Camden High        | 29  | W   |
| 36   | Chester High       | 17  | W   |
| 38   | Camden High        | 24  | W   |
| 40   | Cape May High      | 16  | W   |
| 36   | Moravian           | 29  | W   |
| 1/26 | 21 Alumni          | 12  | W   |
| 1/29 | 28 Morris Guards   | 39  | L   |
| 38   | Loyola-Md.         | 20  | W   |
| 28   | Atlantic City High | 36  | L   |
| 2/9  | 33 Catholic High   | 22  | W   |
| 25   | Peddle Institute   | 32  | L   |
| 31   | La Salle           | 26  | W   |
| 63   | Salesianum High    | 26  | W   |
| 20   | Peddle Institute   | 47  | L   |
| 3/1  | 17 Catholic High   | 20  | L   |
| 20   | Morris Guards      | 36  | L   |
| 24   | Loyola-Md.         | 53  | L   |
| 3/15 | 21 La Salle        | 29  | L   |

Byrne, Dougherty, Gallagher, Gurst, Keenen, Mahoney, J. Martin, S. Martin, Reily

## 1914-15

(Won 14, Lost 1)

Coach: Donahue

| DATE  | SJC                        | OPP | W/L |
|-------|----------------------------|-----|-----|
| 12/14 | 52 Brown Prep (H)          | 18  | W   |
| 35    | Philadelphia Textile (H)   | 17  | W   |
| 56    | Vineland High (H)          | 5   | W   |
| 40    | Camden High (H)            | 27  | W   |
| 1/20  | 59 Phoenixville High (H)   | 18  | W   |
| 1/23  | 28 Williamson (A)          | 25  | W   |
| 1/27  | 36 Alumni (H)              | 15  | W   |
| 44    | Bethlehem Prep             | 29  | W   |
| 2/6   | 42 Atlantic City High      | 32  | W   |
| 35    | Morris Guards (A)          | 23  | W   |
| 2/17  | 43 Morris Guards (H)       | 24  | W   |
| 28    | Northeast High             | 39  | L   |
| 46    | Wenonah Military Acad.     | 37  | W   |
| 2/27  | 38 Pennington Seminary (A) | 17  | W   |
| 40    | Crimson and Gray           | 10  | W   |

Algie, Byrne, J. Gallagher, T. Gallagher, Lavin, Leckie, Martin, Reily

## 1913-14

(Won 10, Lost 5)

Coach: Donahue

| DATE | SJC                   | OPP | W/L |
|------|-----------------------|-----|-----|
| 14   | Southern High         | 21  | L   |
| 48   | Philadelphia Textile  | 10  | W   |
| 12   | Penn Freshmen         | 36  | L   |
| 50   | Brown Prep            | 13  | W   |
| 31   | Camden High           | 17  | W   |
| 17   | Northeast Manual      | 16  | W   |
| 45   | Atlantic City High    | 32  | W   |
| 60   | Pierce                | 34  | W   |
| 25   | Camden High           | 38  | L   |
| 21   | Pennsylvania Military | 42  | L   |
| 33   | Temple                | 21  | W   |
| 24   | Northeast Manual      | 21  | W   |
| 35   | Pennington Seminary   | 26  | W   |
| 33   | Trenton High          | 23  | W   |
| 17   | Morris Guards         | 33  | L   |

Bennis, Hayes, Lavin, McMahon, Mullaholland, Yates

## 1912-13

(Won 11, Lost 5)

Coach: Donahue

| DATE | SJC                   | OPP | W/L |
|------|-----------------------|-----|-----|
| 16   | Camden High           | 13  | W   |
|      | Catholic High         |     | W   |
|      | St. Peter's           |     | W   |
|      | Pennington Seminary   |     | W   |
|      | Penn Freshmen (A)     |     | L   |
| 18   | Pennsylvania Military | 25  | L   |
| 20   | Muhlenberg            | 46  | L   |
|      | Catholic High         |     | W   |
|      | Pa. Institute of Deaf |     | W   |
|      | Brown Prep            |     | W   |
|      | Catholic High         |     | L   |
|      | Atlantic City High    |     | W   |
|      | Girard                |     | W   |
| 35   | Temple                | 24  | W   |
| 14   | Georgetown            | 44  | L   |
|      | Alumni                |     | W   |

Bennis, Considine, Hayes, Lavin, Leckie, O'Neill, Stoll, Yates

## 1911-12

(Won 6, Lost 22)

Coach: Donahue

| DATE | SJC                   | OPP | W/L |
|------|-----------------------|-----|-----|
| 18   | La Salle              | 23  | L   |
|      | Camden High           |     | L   |
| 1/5  | 24 Catholic High      | 22  | W   |
|      | Penn Freshmen         |     | L   |
|      | Bethlehem Prep        |     | L   |
|      | Perkiomen Seminary    |     | L   |
|      | Princeton Prep        |     | L   |
|      | Brown Prep            |     | W   |
|      | Pa. Institute of Deaf |     | W   |
|      | Girard                |     | W   |
|      | Atlantic City High    |     | L   |
|      | Morris Guards         |     | L   |
|      | Chester High          |     | W   |

Barret, Bennis, Considine, Hayes, Leckie, Mathews, McCullough, Murphy, Scanlon, Stoll, Yates

## 1910-11

(Won 6, Lost 6)

Coach: Bennis

| DATE | SJC                   | OPP | W/L |
|------|-----------------------|-----|-----|
| 21   | De Lancey             | 7   | W   |
| 6    | La Salle              | 10  | L   |
| 16   | Catholic High         | 22  | L   |
| 22   | Pa. Institute of Deaf | 20  | W   |
| 29   | Swarthmore Prep       | 11  | W   |
| 19   | Northeast Manual      | 12  | W   |
| 11   | Bethlehem Prep        | 58  | L   |
| 16   | La Salle              | 20  | L   |
| 22   | Temple Prep           | 9   | W   |
| 25   | Catholic High         | 29  | L   |
| 26   | Northeast Manual      | 12  | W   |
| 24   | Camden High           | 27  | L   |

Bennis, Considine, Harron, Hayes, McCue, Murphy, Scanlon, Tighe, Yates

## 1909-10

(Won 10, Lost 6)

Coach: Dever

| DATE  | SJC | OPP              | W/L |   |
|-------|-----|------------------|-----|---|
| 12/10 | 5   | Catholic High    | 19  | L |
| 12/17 | 18  | La Salle         | 22  | L |
| 12/22 | 31  | Mount St. Mary's | 13  | W |
| 1/7   | 29  | Northeast Manual | 10  | W |
| 1/14  | 10  | Catholic High    | 18  | L |
| 1/15  | 31  | Girard           | 22  | W |
| 1/20  | 14  | Central Manual   | 13  | W |
| 1/21  | 24  | La Salle         | 18  | W |
| 1/22  | 61  | St. Peter's      | 18  | W |
| 1/26  | 21  | Girard           | 19  | W |
| 2/4   | 32  | Northeast Manual | 28  | W |
| 2/11  | 35  | La Salle         | 29  | W |
| 2/18  | 24  | Catholic High    | 27  | L |
| 2/25  | 19  | Northeast Manual | 27  | L |
| 3/1   | 16  | Swarthmore Prep  | 27  | L |
| 3/10  | 41  | Alumni           | 22  | W |

Brolley, Conroy, McCue, McDevitt, McDonald, Murray, Rook, Scanlon, Yates

# IN-SEASON TOURNAMENTS

## ALL-COLLEGE TOURNAMENT (OKLAHOMA CITY, OK)

1976-77: Brigham Young 68 ..... Saint Joseph's 56  
Saint Joseph's 67 ..... Ohio University 62  
(5th Place) Saint Joseph's 69 ..... Baylor 67

## AMERICA'S YOUTH CLASSIC (NASHVILLE, TN)

2000-01: Saint Joseph's 103.....Western Carolina 53  
Saint Joseph's 84.....South Carolina St. 71  
Vanderbilt 78 .....Saint Joseph's 76  
(round-robin format, no champion)

## ATLANTIC CITY CLASSIC (ATLANTIC CITY, NJ)

1982-83: Saint Joseph's 77 ..... Illinois-Chicago 61  
(Champion) Saint Joseph's 99 ..... Northeastern 73

## BAYOU CLASSIC (LAFAYETTE, LA)

1972-73: SW Louisiana 85 ..... Saint Joseph's 74  
(4th Place) Texas-El Paso 63 ..... Saint Joseph's 62

## BCA CLASSIC (BERKELEY, CA)

2001-02: Eastern Washington 68 ..Saint Joseph's 67  
(3rd Place) Saint Joseph's 74.....Princeton 63

## CABLE CAR CLASSIC (OAKLAND, CA)

1973-74: Santa Clara 70 ..... Saint Joseph's 56  
(4th Place) San Francisco 80 ..... Saint Joseph's 63

## (SANTA CLARA, CA)

1983-84: Ohio State 64 ..... Saint Joseph's 61  
(3rd Place) Saint Joseph's 106 .. Alaska-Anchorage 54

## (SANTA CLARA, CA)

1987-88: Santa Clara 74 ..... Saint Joseph's 54  
(3rd Place) Saint Joseph's 78 ..... Pacific 75

## (SAN JOSE, CA)

1998-99: Saint Joseph's 63.....San Francisco 50  
(Champion) Saint Joseph's 87.....Harvard 69

## CARRIER CLASSIC (SYRACUSE, NY)

1981-82: Saint Joseph's 73 ..... North Texas St. 69  
(Champion) Saint Joseph's 59 ..... Syracuse 57

1991-92: Saint Joseph's 87 ..... Wright State 77  
(Runner-up) Syracuse 72 ..... Saint Joseph's 70

1999-00: Saint Joseph's 83 .....Long Beach State 76  
(Runner-up) Syracuse 82.....Saint Joseph's 60

## CAROUSEL TOURNAMENT (CHARLOTTE, NC)

1956-57: Saint Joseph's 86 ..... Davidson 84  
(4th Place) Auburn 66 ..... Saint Joseph's 64  
Florida 86 ..... Saint Joseph's 72

## COACHES VS. CANCER CLASSIC (NEW YORK, NY)

2003-04: Saint Joseph's 73 .....Gonzaga 66


## CONNECTICUT MUTUAL CLASSIC (HARTFORD, CT)

1989-90: Connecticut 83 ..... Saint Joseph's 58  
(4th Place) Delaware 68 ..... Saint Joseph's 50

## COUGAR CLASSIC (PROVO, UT)

1971-72: Saint Joseph's 64 ..... Pacific 58  
(Runner-up) Brigham Young 73 ..... Saint Joseph's 72

1978-79: Brigham Young 90 .....Saint Joseph's 71  
(4th Place) Santa Clara 87 .....Saint Joseph's 73



## ECAC HOLIDAY FESTIVAL (NEW YORK, NY)

1958-59: Saint Joseph's 72 ..... Syracuse 63  
Saint Joseph's 79 ..... Utah 65  
(Runner-up) St. John's 90 ..... Saint Joseph's 79

1959-60: Saint Joseph's 84 ..... Manhattan 77  
(3rd Place) Cincinnati 86 ..... Saint Joseph's 77  
Saint Joseph's 78 ..... New York University 65

1960-61: St. Bonaventure 83 ..... Saint Joseph's 70  
(6th Place) Saint Joseph's 85 ..... Penn 68  
Seton Hall 91 ..... Saint Joseph's 83

1963-64: Saint Joseph's 60 ..... Providence 53  
(4th Place) Minnesota 69 ..... Saint Joseph's 63  
Utah 78 ..... Saint Joseph's 73

1966-67: Saint Joseph's 67 ..... Brigham Young 61  
(Runner-up) Saint Joseph's 89 ..... Rhode Island 75  
Providence 82 ..... Saint Joseph's 76

1969-70: Saint Joseph's 109 ..... Cincinnati 92  
(4th Place) St. Bonaventure 96 ..... Saint Joseph's 61  
Penn 88 ..... Saint Joseph's 69

1974-75: Fordham 94 ..... Saint Joseph's 66  
(4th Place) Rutgers 91 ..... Saint Joseph's 56

1982-83: Wake Forest 88 ..... Saint Joseph's 65  
(3rd Place) Saint Joseph's 68 ..... Brigham Young 65

1991-92: Memphis State 77 ..... Saint Joseph's 60  
(4th Place) Fordham 77 ..... Saint Joseph's 66

## FAR WEST CLASSIC (PORTLAND, OR)

1985-86: Saint Joseph's 65 ..... Kansas State 63 (OT)  
(Champion) Saint Joseph's 64 ..... Oregon State 46  
Saint Joseph's 60 ..... Iowa 56

1988-89: Oregon State 89 ..... Saint Joseph's 67  
(8th Place) Colorado 72 ..... Saint Joseph's 54  
Chicago State 70 ..... Saint Joseph's 55

## GATOR BOWL (JACKSONVILLE, FL)

1967-68: Saint Joseph's 65 ..... Florida 69  
(Champion) Saint Joseph's 79 ..... Washington 74

1975-76: Wake Forest 107 ..... Saint Joseph's 83  
(4th Place) Jacksonville 91 ..... Saint Joseph's 90

## HAWK TIP-OFF TOURNAMENT (ALUMNI MEMORIAL FH, PHILA., PA)

1992-93: Saint Joseph's 103 ..... Morgan State 80  
(Champion) Saint Joseph's 93 ..... Hartford 69

1993-94: Saint Joseph's 90 ..... Delaware State 60  
(Champion) Saint Joseph's 87 ..... Wagner 56

## INDIANA CLASSIC (BLOOMINGTON, IN)

1984-85: Saint Joseph's 57 ..... Stetson 55  
(Runner-up) Indiana 81 ..... Saint Joseph's 44

## JAYHAWK CLASSIC (LAWRENCE, KS)

1970-71: Kansas 80 ..... Saint Joseph's 65  
(4th Place) Villanova 85 ..... Saint Joseph's 75



The most memorable season in Saint Joseph's history began at Madison Square Garden, where the Hawks defeated #10 Gonzaga in the nationally-televised Coaches vs. Cancer Classic. Close to 6,000 SJU faithful made the trip to New York to give the Hawks a homecourt advantage.

# IN-SEASON TOURNAMENTS



## JERSEY CLASSIC (PISCATAWAY, NJ)

1979-80: St. Peter's 58 ..... Saint Joseph's 38  
(3rd Place) Saint Joseph's 82 ..... Manhattan 63

## JIMMY V. CLASSIC (NEW YORK, NY)

2005-06: Saint Joseph's 70 .....Kansas 67

## JOSTENS CLASSIC (PHILADELPHIA, PA)

1986-87: Saint Joseph's 77 ..... La Salle 70  
(Champion) Saint Joseph's 86 ..... Bradley 77

## LAFAYETTE INVITATIONAL (EASTON, PA)

1974-75: Catholic 72 ..... Saint Joseph's 64  
(4th Place) Vermont 81 ..... Saint Joseph's 74

## LOBO INVITATIONAL (ALBUQUERQUE, NM)

1969-70: New Mexico 78 ..... Saint Joseph's 77  
(3rd Place) Saint Joseph's 81 ..... Colorado 79

1999-00: Saint Joseph's 83 .....Lafayette 81(2OT)  
(Champion) Saint Joseph's 81 .....New Mexico 76

## MARYLAND INVITATIONAL (COLLEGE PARK, MD)

1977-78: Maryland 62 ..... Saint Joseph's 56 (OT)  
(3rd Place) Saint Joseph's 62 ..... Holy Cross 58

1980-81: Saint Joseph's 87 ..... Bowling Green 76  
(Runner-up) Maryland 74 ..... Saint Joseph's 57

## MCI HARBOR CLASSIC (BALTIMORE, MD)

1987-88: Mississippi 59 ..... Saint Joseph's 51  
(3rd Place) Saint Joseph's 64 ..... Loyola Maryland 52

## NIKE CLASSIC (SANTA BARBARA, CA)

1981-82: Saint Joseph's 63 ..... Cal. St.-Fullerton 59  
(Champion) Saint Joseph's 77 ..... Cal.-Santa Barbara 53

## NORTHWESTERN MUTUAL SHOOTOUT (SAN FRANCISCO, CA)

2004-05: Saint Joseph's 84 ..... UC-Davis 56  
(Runner-up) San Francisco 80 ..... Saint Joseph's 54

## PETE NEWELL CHALLENGE (OAKLAND, CA)

2003-04: Saint Joseph's 57 .....California 57

## PEPSI-ONEIDA BINGO & CASINO CLASSIC (GREEN BAY, WI)

1996-97: Saint Joseph's 74 .....Austin Peay 58  
(Champion) Saint Joseph's 64 .....Wisc.-Green Bay 58

## PUERTO RICO HOLIDAY CLASSIC (BAYAMON, PR)

1998-99: Mississippi 66 .....Saint Joseph's 61  
Saint Joseph's 88 .....American-P.R. 66  
(6th Place) Ala.-Birmingham 72 .....Saint Joseph's 58



## QUAKER CITY TOURNAMENT (THE PALESTRA, PHILADELPHIA, PA)

1962-63: Saint Joseph's 58 ..... Bowling Green 57  
Saint Joseph's 59 ..... Villanova 54  
(Champion) Saint Joseph's 76 ..... Brigham Young 64

1964-65: Saint Joseph's 82 ..... Holy Cross 63  
Saint Joseph's 75 ..... Illinois 71  
(Champion) Saint Joseph's 76 ..... Wichita State 69

1965-66: Saint Joseph's 95 ..... Niagara 72  
Saint Joseph's 91 ..... Minnesota 66  
(Champion) Saint Joseph's 97 ..... Temple 65

1968-69: Saint Joseph's 74 ..... DePaul 64  
South Carolina 64 ..... Saint Joseph's 58  
(3rd Place) Saint Joseph's 80 ..... Indiana 72

1970-71: Saint Joseph's 100 ..... West Virginia 83  
Temple 60 ..... Saint Joseph's 57  
(3rd Place) Saint Joseph's 74 ..... Utah 72

1972-73: Saint Joseph's 89 ..... Rhode Island 64  
Saint Joseph's 76 ..... Duquesne 71  
(Champion) Saint Joseph's 77 ..... La Salle 52

## RAINBOW CLASSIC (HONOLULU, HI)

1973-74: Saint Joseph's 72 ..... Washington State 65  
Hawaii 73 ..... Saint Joseph's 62  
(3rd Place) Saint Joseph's 84 ..... SubPac 72

## SETON HALL/MEADOWLANDS TOURN. (EAST RUTHERFORD, NJ)

1995-96: Saint Joseph's 93 .....TCU 92 (2 OT)  
(Runner-up) Seton Hall 81 .....Saint Joseph's 74



## SPIDER CLASSIC (RICHMOND, VA)

1977-78: Saint Joseph's 85 ..... Richmond 57  
(Champion) Saint Joseph's 69 ..... William & Mary 60

## SUGAR BOWL TOURNAMENT (NEW ORLEANS, LA)

1971-72: North Carolina 93 ..... Saint Joseph's 77  
(3rd Place) Saint Joseph's 85 ..... Purdue 74

1992-93: Saint Joseph's 64 ..... Texas A&M 50  
(Runner-up) Notre Dame 68 ..... Saint Joseph's 65

## SUN BOWL CLASSIC (EL PASO, TX)

1997-98: Saint Joseph's 65 .....Mississippi State 58  
(Champion) Saint Joseph's 78 .....Texas-El Paso 67

## TANGERINE BOWL (WINTER PARK, FL)

1979-80: Rollins 76 ..... Saint Joseph's 75 (OT)  
(3rd Place) Saint Joseph's 86 ..... Manhattan 63

## TOURNAMENT OF CHAMPIONS (CHARLOTTE, NC)

2001-02: Georgia State 95 .....Saint Joseph's 90  
(4th Place) North Carolina 92 .....Saint Joseph's 76

## WYOMING COWBOY SHOOTOUT (CASPER, WY)

2001-02: Mississippi St. 76 .....Saint Joseph's 66  
(4th Place) Monmouth 71 .....Saint Joseph's 62



Head coach Jack Ramsay shares the 1964 Quaker City Tournament championship trophy with players (from left) Cliff Anderson, Tom Duff and Billy Oakes.

# POSTSEASON TOURNAMENTS

(NCAA TOURNAMENT HISTORY  
ON PAGE 153)



## NATIONAL INVITATION TOURNAMENT

- 1956: AT MADISON SQUARE GARDEN, NEW YORK  
Saint Joseph's 74 ..... Seton Hall 65  
Louisville 89 ..... Saint Joseph's 79  
Saint Joseph's 93 ..... St. Francis-NY 82  
(3rd Place)
- 1958: AT MADISON SQUARE GARDEN, NEW YORK  
Saint Joseph's 83 ..... St. Peter's 72  
St. Bonaventure 79 ..... Saint Joseph's 75
- 1964: AT MADISON SQUARE GARDEN, NEW YORK  
Saint Joseph's 86 ..... Miami 76  
Bradley 83 ..... Saint Joseph's 81
- 1972: AT MADISON SQUARE GARDEN, NEW YORK  
Maryland 67 ..... Saint Joseph's 55
- 1979: AT COLUMBUS, OH  
Ohio State 80 ..... Saint Joseph's 66
- 1980: AT AUSTIN, TX  
Texas 70 ..... Saint Joseph's 61
- 1984: AT THE PALESTRA, PHILADELPHIA, PA  
Boston College 76 ..... Saint Joseph's 63
- 1985: AT COLUMBIA, MO  
Saint Joseph's 68 ..... Missouri 67  
AT CHARLOTTESVILLE, VA  
Virginia 68 ..... Saint Joseph's 61
- 1993: AT SPRINGFIELD, MO  
SW Missouri State 56 .... Saint Joseph's 34
- 1995: AT PHILADELPHIA, PA  
Coppin State 75 ..... Saint Joseph's 68 (OT)
- 1996: AT NEW ROCHELLE, NY  
Saint Joseph's 82 ..... Iona 78  
AT PROVIDENCE, RI  
Saint Joseph's 82 ..... Providence 62  
AT PHILADELPHIA, PA  
Saint Joseph's 76 ..... Rhode Island 59  
AT MADISON SQUARE GARDEN, NEW YORK  
Saint Joseph's 74 ..... Alabama 69 (OT)  
Nebraska 60 ..... Saint Joseph's 56  
(Runner-up)
- 2002: AT FAIRFAX, VA  
Saint Joseph's 73 ..... George Mason 64  
AT PHILADELPHIA, PA  
Ball State 76 ..... Saint Joseph's 54

- 2005: AT PHILADELPHIA, PA  
Saint Joseph's 53 ..... Hofstra 44  
Saint Joseph's 55 ..... Buffalo 50  
Saint Joseph's 68 ..... Holy Cross 60  
AT COLLEGE STATION, TX  
Saint Joseph's 58 ..... Texas A&M 51  
AT MADISON SQUARE GARDEN, NEW YORK  
Saint Joseph's 70 ..... Memphis 58  
South Carolina 60 ..... Saint Joseph's 57  
(Runner-up)

- 2006: AT PHILADELPHIA, PA  
Saint Joseph's 71 ..... Rutgers 62  
Hofstra 77 ..... Saint Joseph's 75 (OT)

WON 16, LOST 14 - 14 APPEARANCES

## NATIONAL CATHOLIC INVITATIONAL TOURNAMENT

- 1952: AT TROY, NY  
St. Francis (PA) 65 ..... Saint Joseph's 56

## MIDDLE ATLANTIC CONFERENCE PLAYOFFS

- 1967: La Salle 73 ..... Saint Joseph's 70
- 1968: Temple 94 ..... Saint Joseph's 65
- 1969: Saint Joseph's 83 ..... Bucknell 67  
Saint Joseph's 68 ..... Temple 67  
(Champion)
- 1970: Saint Joseph's 65 ..... Lehigh 63  
Temple 63 ..... Saint Joseph's 59  
(Runner-up)
- 1971: Saint Joseph's ..... Rider 69  
Saint Joseph's 81 ..... La Salle 76  
(Champion)

- 1972: Saint Joseph's 82 ..... Rider 77  
Temple 65 ..... Saint Joseph's 57  
(Runner-up)

- 1973: Saint Joseph's 92 ..... Gettysburg 58  
Saint Joseph's 70 ..... Temple 60  
(Champion)

- 1974: Saint Joseph's 64 ..... Lafayette 61 (2 OT)  
Saint Joseph's 76 ..... La Salle 71

## EAST COAST CONFERENCE TOURNAMENT

- 1976: Temple 80 ..... Saint Joseph's 72

- 1978: Saint Joseph's 90 ..... Drexel 80 (OT)  
La Salle 89 ..... Saint Joseph's 82

- 1979: Saint Joseph's 68 ..... La Salle 63 (OT)  
Saint Joseph's 69 ..... Bucknell 61  
Temple 61 ..... Saint Joseph's 60  
(Runner-up)

- 1980: Saint Joseph's 70 ..... Hofstra 59  
Saint Joseph's 76 ..... Bucknell 71  
La Salle 59 ..... Saint Joseph's 49  
(Runner-up)

- 1981: Saint Joseph's 60 ..... Temple 55  
Saint Joseph's 73 ..... Lafayette 63  
Saint Joseph's 63 ..... American 60  
(Runner-up)

- 1982: Saint Joseph's 65 ..... Hofstra 57  
Saint Joseph's 83 ..... La Salle 71  
Saint Joseph's 75 ..... Drexel 65  
(Champion)



Seniors John Bryant (left) and Pat Carroll led the Hawks' march to the 2005 NIT Championship game, winning five games before a heartbreaking 60-57 loss to South Carolina in the title contest. SJU hosted three sold-out games in the Fieldhouse before enthusiastic Hawk fans, before going on the road and winning at Texas A&M to earn the trip to New York City.



# ATLANTIC 10 TOURNAMENT HISTORY

## Atlantic 10 Tournament Seeding in ( )

- 1983: THE SPECTRUM (PHILADELPHIA, PA)**  
(Qtr) Temple 88 (#1) .....(#2) Saint Joseph's 69
- 1984: WVU COLISEUM (MORGANTOWN, WV)**  
(Qtr) St. Bonaventure 68 (#5) .....(#2) Saint Joseph's 67
- 1985: RUTGERS ATH. CENTER (PISCATAWAY, NJ)**  
(Qtr) Saint Joseph's 52 (#3) .....(#6) Geo. Washington 49  
(Semi) Temple 62 (#2) ..... Saint Joseph's 61
- 1986: (AT CAMPUS SITES)**  
(1st Rd) @ Saint Joseph's 59 (#1) ..... (#9) Penn State 51  
(Semi) @ Saint Joseph's 60 ..... (#5) Duquesne 59  
**BRENDAN BYRNE ARENA (E. RUTHERFORD, NJ)**  
(Final) Saint Joseph's 72 ..... (#2) West Virginia 64
- 1987: (AT CAMPUS SITES)**  
(Qtr) Saint Joseph's 81 (#5) ..... @ (#4) Penn State 78  
(Semi) @ Temple 84 (#1) ..... Saint Joseph's 68
- 1988: WVU COLISEUM (MORGANTOWN, WV)**  
(Qtr) Saint Joseph's 85 (#5) .....(#4) Penn State 78 - OT  
(Semi) Temple 74 (#1) ..... Saint Joseph's 67
- 1989: THE PALESTRA (PHILADELPHIA, PA)**  
(1st Rd) Saint Joseph's 87 (#9) .....(#8) Massachusetts 83  
(Qtr) West Virginia 79 (#1) ..... Saint Joseph's 59
- 1990: THE PALESTRA (PHILADELPHIA, PA)**  
(1st Rd) Duquesne 96 (#9) .....(#8) Saint Joseph's 70
- 1991: THE PALESTRA (PHILADELPHIA, PA)**  
(1st Rd) Saint Joseph's 82 (#8) .....(#9) Rhode Island 65 -OT  
(Qtr) Saint Joseph's 96 .....(#1) Rutgers 87 - OT  
(Semi) George Washington 84 (#4) ..... Saint Joseph's 82 -OT
- 1992: THE PALESTRA (PHILADELPHIA, PA)**  
(Qtr) Temple 75 (#2) ..... (#7) Saint Joseph's 59
- 1993: THE PALESTRA (PHILADELPHIA, PA)**  
(Qtr) Saint Joseph's 71 (#2) .....(#7) Rutgers 70  
(Semi) Temple 71 (#3) ..... Saint Joseph's 60
- 1994: THE PALESTRA (PHILADELPHIA, PA)**  
(1st Rd) Saint Joseph's 94 (#8) ..... (#9) St. Bonaventure 83  
(Qtr) Massachusetts 74 (#1) ..... Saint Joseph's 58
- 1995: THE PALESTRA (PHILADELPHIA, PA)**  
(Qtr) Saint Joseph's 84 (#4) .....(#5) St. Bona. 78 - 2 OT  
(Semi) Massachusetts 68 (#1E) ..... Saint Joseph's 57
- 1996: PHILADELPHIA CIVIC CENTER (PHILA., PA)**  
(1st Rd) Saint Joseph's 80 (#3E) .....(#6W) Duquesne 72 - OT  
(Qtr) Geo. Washington 81 (#2W) .....Saint Joseph's 71
- 1997: THE SPECTRUM (PHILADELPHIA, PA)**  
(Qtr) Saint Joseph's 75 (#1E) .....(#5E) St. Bonaventure 59  
(Semi) Saint Joseph's 78 .....(#2W) Geo. Washington 70  
(Final) Saint Joseph's 61 .....(#2E) Rhode Island 56
- 1998: THE SPECTRUM (PHILADELPHIA, PA)**  
(1st Rd) Saint Joseph's 73 (#5E) .....(#4W) La Salle 72  
(Qtr) Temple 76 (#1E) .....Saint Joseph's 52
- 1999: THE SPECTRUM (PHILADELPHIA, PA)**  
(1st Rd) La Salle 81 (#3W) .....(#6E) Saint Joseph's 54

- 2000: THE SPECTRUM (PHILADELPHIA, PA)**  
(1st Rd) Saint Joseph's 65 (#4E) .....(#5W) La Salle 56  
(Qtr) Dayton 67 (#1W) .....Saint Joseph's 64
- 2001: THE SPECTRUM (PHILADELPHIA, PA)**  
(Qtr) Saint Joseph's 82 (#1) .....(#8) La Salle 74  
(Semi) Massachusetts 75 (#4) .....Saint Joseph's 70
- 2002: THE SPECTRUM (PHILADELPHIA, PA)**  
(Qtr) Dayton 81 (#3W) .....(#2E) Saint Joseph's 74
- 2003: UNIV. OF DAYTON ARENA (DAYTON, OH)**  
(Qtr) Saint Joseph's 68 (#1E) .....(#4W) La Salle 48  
(Semi) Dayton 76 (#2W) .....Saint Joseph's 73
- 2004: UNIV. OF DAYTON ARENA (DAYTON, OH)**  
(Qtr) Xavier 76 (#4W) .....(#1E) Saint Joseph's 67
- 2005: U.S. BANK ARENA (CINCINNATI, OH)**  
(Qtr) Saint Joseph's 63 (#1E) .....(#4W) Richmond 51  
(Semi) Saint Joseph's 73 .....(#2W) Xavier 68  
(Final) George Washington 76 (#1W) .....Saint Joseph's 67
- 2006: U.S. BANK ARENA (CINCINNATI, OH)**  
(1st Rd.) Saint Joseph's 67 (#5) .....(#12) Dayton 55  
(Qtr.) Saint Joseph's 56 .....(#4) Saint Louis 37  
(Semi) Saint Joseph's 73 .....(#9) Temple 59  
(Final) Xavier 62 (#10) .....Saint Joseph's 61

**All-Time Record: 25-22**  
**Titles - 1997, 1986**



(from left) Bob DeVescovo, Nemanja Petrovic, Terrell Myers and Dmitri Domani hoist the 1997 Atlantic 10 Championship trophy after defeating Rhode Island at the Spectrum. The Hawks advanced to the NCAA Sweet 16 before falling to top-seeded Kentucky in San Jose.