



SAINT JOSEPH'S BASKETBALL

2018-19 GAME NOTES

2018-19 SCHEDULE/RESULTS

Overall: 7-8 A-10: 0-3
 Home: 5-3 Away: 1-3
 Neutral: 1-2 Big 5: 0-2

NOVEMBER		EST/Result
Mon. 9	OLD DOMINION (ESPN+)	W 79-64
Mon. 12	MONMOUTH (ESPN+)	W 78-64
Thu. 15	vs. Wake Forest ^ (ESPNU)	W 89-69
Fri. 16	vs. UCF ^ (ESPN2)	L 57-77
Sun. 18	vs. rv/#13 West Virginia ^ (ESPN2)	L 90-97
Sat. 24	at William & Mary (CAATV)	L 85-87
Wed. 28	UIC (NBCSP+)	W 89-75
DECEMBER		
Sat. 1	TEMPLE (NBCSN) &	L 70-77
Wed. 5	at Princeton (ESPN+)	W 92-82
Sat. 8	at #21 Villanova (FS1) &	L 58-70
Sat. 22	LOYOLA CHICAGO (P) (CBSSN)	W 45-42
Sat. 29	WAGNER (ESPN+)	W 59-57
JANUARY		
Thu. 3	GEORGE MASON (CBSSN)	L 60-85
Sun. 6	GEORGE WASHINGTON (NBCSN)	L 56-70
Wed. 9	at St. Bonaventure (Stadium)	L 47-73
Sat. 12	at Duquesne (ESPN+)	4:00 p.m.
Tue. 15	DAVIDSON (ESPNU)	9:00 p.m.
Fri. 18	at Saint Louis (ESPN2)	7:00 p.m.
Wed. 23	RICHMOND (NBCSP+, NBCSW)	7:00 p.m.
Sat. 26	PENN (P) & (NBCSP+)	7:00 p.m.
Tues. 29	at Dayton (CBSSN)	8:00 p.m.
FEBRUARY		
Sat. 2	MASSACHUSETTS (NBCSN)	4:30 p.m.
Tue. 5	at La Salle & (ESPN+)	7:00 p.m.
Fri. 8	SAINT LOUIS (ESPN2)	7:00 p.m.
Tue. 12	ST. BONAVENTURE (CBSSN)	6:30 p.m.
Fri. 15	at Davidson (ESPN2)	7:00 p.m.
Sat. 23	at Massachusetts (ESPN+)	2:00 p.m.
Wed. 27	at Fordham (ESPN+)	9:00 p.m.
MARCH		
Sat. 2	LA SALLE (NBCSN)	5:00 p.m.
Tue. 5	RHODE ISLAND (CBSSN)	7:00 p.m.
Fri. 8	at VCU (ESPN2)	9:00 p.m.
Wed. 13-	Atlantic 10 Championship	
Sun. 17	(Barclays Center, Brooklyn, N.Y.)	

Home games in CAPS at Hagan Arena unless noted
 (P) Palestra & Big 5 game
 ^ Myrtle Beach Invitational (Conway, S.C.)
 -/- - AP/USA Today rankings

Men's Basketball Contact:

Marie Wozniak (mwozniak@sju.edu)
 O: 610-660-1727 C: 610-999-3634
 Press Row (Hagan Arena): 610-660-2599

FOLLOW THE HAWKS

Online SJUHawks.com
 Twitter @SJUHawks_MBB
 Instagram @SJUHawks_MBB
 Facebook sjuhawksmbb
 YouTube saintjosephshawks

Next Game

Jan. 15 vs. Davidson, 9 p.m.

16

SAINT JOSEPH'S HAWKS (7-8; 0-3 A-10) at DUQUESNE DUKES (10-5; 1-1 A-10)

January 12, 2019 • 4 p.m. • ESPN+, AT&T SportsNet Pittsburgh
 A.J. Palumbo Center (4,390) • Pittsburgh, Pa.

THE MATCHUP

Current SJU Streak: 3 losses
Series vs. DU: SJU leads 39-13
Last Meeting: 2/17/18, SJU 82-75
Coaches (years/record at school): Phil Martelli - 24th Year (437-317); Keith Dambrot - 2nd Year (26-21)
Teams' Leading Scorers: Charlie Brown, Jr. - 19.6 ppg; Eric Williams, Jr. - 13.5 ppg

ON THE AIR

TV: ESPN+, AT&T Sportsnet Pittsburgh (Josh Taylor, Ellis Cannon)
Radio: 610 AM (Matt Martucci, Joe Lunardi)
Audio: SJUHawks.com

THE HAWKS

- SJU couldn't overcome a dismal start at St. Bonaventure, going down 17-1 and the 37-10 at halftime, in the 73-47 loss. **Lamarr Kimble** (16) and **Charlie Brown** (11) were the only Hawks in double figures
- Saint Joseph's continues to rank second in the nation in turnovers per game, with an average of 9.1. Freshman **Jared Bynum** tops the conference and ranks 59th in the nation in assist/turnover ratio with 2.6 per game
- **Charlie Brown** is the leading scorer in the Atlantic 10, averaging 19.6 ppg
- **Pierfrancesco Oliva** (sprained ankle) and **Lorenzo Edwards** (shoulder) are both probable for today after missing Wednesday's game
- SJU is looking to avoid an 0-4 start in Atlantic 10 play. The last time that happened was in 2010-11 when the Hawks went 0-8 to begin the conference season
- The Hawks are finishing up semester break right now, but are in the midst of a stretch of 18 straight days of action, with six games, three road trips and practices mixed in between
- After playing five straight games in the Philadelphia area, the Hawks are on the road for three of four
- Saint Joseph's returns home on Jan. 15 for a nationally-televised meeting with Davidson before heading back on the road to Saint Louis for an A-10 Friday Night Showcase game

2018-19 Stats

PROBABLE STARTERS	PPG	RPG	APG	MPG	Notes
F- #2 Charlie Brown, Jr.	19.5	4.8	0.6	33.4	Scored 20 pts vs. GW
F- #12 Anthony Longpré	4.1	4.7	0.8	20.5	Career-high 11 rebounds vs. GW
F- #33 Taylor Funk	10.1	5.7	1.7	28.1	Tallied 11 pts against GW
G- #3 Jared Bynum	11.5	3.5	3.5	34.7	Leads the A-10 in assist/turnover ratio (2.9)
G- #0 Lamarr Kimble	16.5	3.3	2.5	35.7	17 points against George Mason

OFF THE BENCH

F- #24 Pierfrancesco Oliva	4.0	6.1	2.0	20.4	Missed St. Bona game w/ sprained ankle
G- #15 Chris Clover	3.5	2.1	0.3	16.5	Had 9 pts, 5 rebs in 20 minutes vs. Wagner
F- #22 Lorenzo Edwards	1.7	1.6	0.0	8.9	Has missed last 2 games w/ shoulder injury
F- #23 Markell Lodge	1.5	1.7	0.0	7.8	Season-high 3 blocks vs. Loyola
G- #10 Troy Holston	0.7	0.3	0.1	4.2	Hit first 3 of the year vs. Princeton
G- #11 Toliver Freeman	0.0	0.0	0.0	0.8	Third-year walk-on
G- #20 Mike Muggeo	0.0	0.0	0.0	1.0	Walk-on who sat out '17-18 with injury
G- #5 Greg Smith	--	--	--	--	First year on the team as a walk-on

2018-19 SAINT JOSEPH'S BASKETBALL • 2

ROSTER

NO.	NAME	CL	POS	HT	WT	HOMETOWN	HIGH SCHOOL/PREVIOUS
0	Lamarr Kimble	R-Jr.	G	6-0	182	Philadelphia, Pa.	Neumann-Goretti
2	Charlie Brown, Jr.	R-So.	F	6-7	199	Philadelphia, Pa.	St. Thomas More (Conn.)
3	Jared Bynum	Fr.	G	5-10	172	Largo, Md.	Georgetown Prep
5	Greg Smith	Jr.	G	6-1	182	Flemington, N.J.	Rutgers Prep
10	Troy Holston	Gr.	G	6-4	194	Queens, N.Y.	Oldsmar Christian (Fla.)/USF
11	Toliver Freeman	Jr.	G	6-3	215	Baton Rouge, La.	Catholic
12	Anthony Longpré	So.	F	6-10	246	L'Assomption, Quebec	Glenelg Country (Md.)
15	Chris Clover	Sr.	G	6-3	217	Philadelphia, Pa.	St. Joseph's Prep
20	Mike Muggeo	Sr.	G	6-3	206	Rivervale, N.J.	Bergen Catholic
21	Lorenzo Edwards	R-So.	F	6-7	218	Lake Forest, Ill.	Lake Forest
23	Markell Lodge	R-Sr.	F	6-7	216	Washington, N.C.	Pace Academy
24	Pierfrancesco Oliva	R-Jr.	F	6-8	216	Taranto, Italy	Bergen Catholic (N.J.)
33	Taylor Funk	So.	F	6-9	232	Lancaster, Pa.	Manheim Central

(Sitting out due to transfer rule)

1 Ryan Daly So. G 6-4 227 Ardmore, Pa. Archbishop Carroll/Delaware

Head Coach: Phil Martelli (Widener '76) - 24th year

Assistant Coaches: Mark Bass (Saint Joseph's '95) - 20th year; David Duda (Spring Garden '88) - 13th year; Geoff Arnold (Saint Joseph's '86) - 11th year

Director of Basketball Operations: Thomas Boyle (Saint Joseph's '15)

Athletic Trainer: Bill Lukasiewicz (Springfield '88)

Captain: Lamarr Kimble

PRONUNCIATION GUIDE

(Chris) CloverCLOE-verr
 (Anthony) Longprélong-PRAY
 Markell (Lodge)mar-KELL
 (Mike) Muggeomuh-JAY-oh
 Shavar (Newkirk)shuh-VAR
 Pierfrancesco Olivapea-AIR-fran-CHESS-co
 o-LEE-vuh
 Lukasiewiczloo-KAZ-uh-WITZ



Champions - 1986, 1997, 2014, 2016

QUICK FACTS

LocationPhiladelphia, Pa. 19131
 Founded1851
 Enrollment4,904 (full-time undergrads)
 DenominationRoman Catholic (Jesuit)
 NicknameHawks
 ColorsCrimson and Gray
 Athletic AffiliationNCAA Division I
 ConferenceAtlantic 10
 Home ArenaMichael J. Hagan '85 Arena
 Capacity4,200
 PresidentMark C. Reed, Ed.D.
 Director of AthleticsJill Bodensteiner

2017-18 Record16-16
 2017-18 A-10 Record (Place)10-8 (4th)
 Letterwinners Returning/Lost10/8
 Starters Returning/Lost3/2

Head Coach (alma mater)Phil Martelli (Widener '76)
 Coach's Overall Record/Year437-317, 24th season
 Record at School/Year same
 Assistant CoachesMark Bass (Saint Joseph's '96) - 20th season
David Duda (Spring Garden '88) - 13th season
Geoff Arnold (Saint Joseph's '86) - 11th season
 Director of Basketball Operations
Thomas Boyle (Saint Joseph's '15) - 1st season

Assoc. AD/Communications (MBB Contact)Marie Wozniak
 Office Phone610-660-1727
 Cell Phone610-999-3634
 Athletic Communications Fax610-660-1724
 Emailmwozniak@sju.edu

Basketball Office610-660-1706
 Basketball Fax610-660-1762
 Press Row - Hagan Arena610-660-2599
 Athletics Websitewww.sjuhawks.com

BROADCAST SCHEDULE

Date	Opponent	EST	TV	Radio	Digital
11/9	OLD DOMINION	7:30 p.m.		610	ESPN+
11/12	MONMOUTH	7:00 p.m.		1210	ESPN+
<i>Myrtle Beach Invitational (Conway, S.C.)</i>					
11/15	vs. Wake Forest	11:30 a.m.	ESPNU	1210	
11/16	vs. UCF	1:00 p.m.	ESPN2	1210	
11/18	vs. West Virginia	4:00 p.m.	ESPNU	1210	
11/24	at William & Mary	4:00 p.m.		1210	CAATV
11/28	ILLINOIS CHICAGO	7:00 p.m.	NBCSP+, NBCS CH	1210	ESPN+
12/1	TEMPLE	5:30 p.m.	NBCSN	560	NBCSports
12/5	at Princeton	7:00 p.m.		98.1HD2	ESPN+
12/8	at Villanova	2:00 p.m.	FoxSports1	1210	
12/22	LOYOLA CHICAGO (P)	5:00 p.m.	CBSSN	1210	
12/29	WAGNER	2:00 p.m.		1210	ESPN+
1/3	GEORGE MASON	7:30 p.m.	CBSSN	1210	
1/6	GEORGE WASHINGTON	2:00 p.m.	NBCSN	560	NBCSports
1/9	at St. Bonaventure	7:00 p.m.	Stadium, NBCSP+	990	
1/12	at Duquesne	4:00 p.m.	SportsNet Pitt	610	ESPN+
1/15	DAVIDSON	9:00 p.m.	ESPNU	1210	
1/18	at Saint Louis	7:00 p.m.	ESPN2	1210	
1/23	RICHMOND	7:00 p.m.	NBCSP+, NBCSW	1210	ESPN+
1/26	PENN (P)	7:00 p.m.	NBCSP+	1210	ESPN+
1/29	at Dayton	8:00 p.m.	CBSSN	1210	
2/2	MASSACHUSETTS	4:30 p.m.	NBCSN	560	NBCSports
2/5	at La Salle	7:00 p.m.		1210	ESPN+
2/8	SAINT LOUIS	7:00 p.m.	ESPN2	1210	
2/12	ST. BONAVENTURE	6:30 p.m.	CBSSN	1210	
2/15	at Davidson	7:00 p.m.	ESPN2	1210	
2/23	at Massachusetts	2:00 p.m.		1210	ESPN+
2/27	at Fordham	9:00 p.m.		1210	ESPN+
3/2	LA SALLE	5:00 p.m.	NBCSN	1210	NBCSports
3/5	RHODE ISLAND	7:00 p.m.	CBSSN	1210	
3/8	at VCU	9:00 p.m.	ESPN2	1210	
3/13-3/17	Atlantic 10 Championship (Barclays Center, Brooklyn, N.Y.)				

Audio streaming of all games on SJUHawks.com
 CBSSN= CBS Sports Network; NBCSN= NBC Sports Network; NBCSP+= NBC Sports Philadelphia+; NBCS CH= NBC Sports Chicago; NBCSW= NBC Sports Washington



VS.



'18-19 Stats

	SJU	DU
Overall Record	7-8	10-5
Conference Record	0-3	1-1
Home Record	5-3	9-2
Away Record	1-3	0-2
Neutral Record	1-2	1-1
Points per Game	70.3	73.1
Opp. Points/Game	72.5	70.1
Field Goal Pct.	.410	.429
Opp. Field Goal Pct.	.435	.430
3-Pt. FG Made/Game	8.3	7.9
3-Pt. FG Pct.	.327	.312
Opp. 3-Pt. FG Pct.	.364	.364
Free Throws Made/Game	14.2	15.1
Free Throw Pct.	.727	.711
Rebounds/Game	34.4	36.1
Opp. Rebounds/Game	37.0	36.5
Assists/Game	11.3	14.3
Turnovers/Game	9.1	15.3
Opp. Turnovers/Game	10.9	17.2
Steals/Game	5.5	9.0
Blocks/Game	3.0	4.1

SERIES HISTORY

All-Time Series: SJU 39-13
SJU Streak: 2 wins
First Meeting: 3/8/69, DU 52-74
Last Meeting: 2/17/18, SJU 82-75
Last SJU Win: 2/17/18, 82-75
Last DU Win: 3/5/16, 78-70
Coach Martelli vs. Duquesne: 20-6

Last Five

2/17/18	W	82-75	H
3/4/17	W	63-60	A
3/5/16	L	70-78	H
1/7/15	L	68-71	A
1/15/14	W	84-75	H

- SJU has won six of the last eight against Duquesne, including last year's 82-75 win at Hagan Arena
- The Hawks won the last meeting in the Palumbo Center and are 3-1 here in the last four games
- There have been four overtime games in the series history, including two in a row in 2011 and 2012

LAST TIME OUT

- St. Bonaventure took advantage of Saint Joseph's lack of scoring from the start to post a 73-47 win at the Reilly Center.
- **Lamarr Kimble** had 16 points to lead Saint Joseph's, with 15 in the second half. **Charlie Brown** scored 11
- The Bonnies jumped out to a 17-1 lead in the first five minutes and never looked back, hitting six of their first nine shots while the Hawks went 0-for-6, on all three-point attempts. It took until 12:53 to play before SJU scored its first basket
- The Bonnies kept rolling, increasing it to 32-9 by the seven-minute mark and took their biggest lead, 39-12, at halftime
- Kimble sparked the Hawks at the beginning of the second half, and his back-to-back three-pointers cut the deficit to 46-25, as SJU doubled its first-half point total in the first four minutes of the second

LAST TIME VS. DUQUESNE

- Saint Joseph's battled back from a 12-point deficit to beat the Dukes, 82-75, on Feb. 17, 2018, at Hagan Arena as Shavar Newkirk (26 pts, 10 asts) and Nick Robinson (14 pts, 11 rebs) each recorded double doubles
- SJU led for all but a minute during the entire game but broke open a close contest with a 12-2 second-half run to take its biggest lead of the game, 69-54, with 3:41 to play
- Duquesne cut the deficit to single digits a few more times but Robinson had six points in the final two minutes to help seal the win

INJURY REPORT

- **Pierfrancesco Oliva** suffered a sprained ankle vs. GW and missed the St. Bonaventure game, but should return to action today
- **Lorenzo Edwards** sat out the past two games with a shoulder injury and is also probable for this game

DOUBLING DOWN

- **Charlie Brown** has scored double figures in 14 of 15 games this year, while **Lamarr Kimble** has hit double digits in 13
- Brown missed one game (Villanova) due to injury and Kimble missed double figures against UCF and GW

A-10 STRUGGLES

- The Hawks' offensive woes have carried into the start of conference play as SJU is averaging just 54.3 points in three games
- SJU has been outscored by 21.7 points in A-10 games and is shooting 32.0 percent from the field and 20.5 percent from three-point range
- **Phil Martelli** said, "It's the skill part of the game and the shots. These numbers are

frightening. It's a really, really hard game when you can't score".

HIGHS AND LOWS

- After scoring 70-plus points in eight of their first nine games, the Hawks have averaged just 54.2 in the last six, starting with the Villanova game (Dec. 8)
- The low was 45 points vs. Loyola Chicago but thankfully, the Ramblers scored only 16 points in the first half and finished with 42 in the game, as SJU came away with the win
- The 45 points was SJU's lowest output since it scored 40 points against Charlotte on March 9, 2013
- Saint Joseph's scored 59 points in the win over Wagner, but did not have a basket in the final 4:53 of the game
- The Hawks also had a long scoreless streak in the final 10 minutes vs. George Mason, going without a point for close to six minutes as the Patriots went on a 19-0 run
- It was a similar scoring drought against GW, as the Colonials scored 13 straight points in the final five minutes of the game and closed it out with a 16-4 run
- The struggles continued at St. Bonaventure with one of the most lopsided first halves in recent memory. The Bonnies jumped out to a 17-1 lead and at halftime, led 39-12. Saint Joseph's lost the contest, 73-47

TAKING CARE OF THE BALL

- SJU ranks second in the nation in turnovers per game (9.1) and second in fewest number of turnovers (137); Virginia is the NCAA's leader with 8.8
- SJU had a season-high 13 turnovers against both Loyola Chicago and George Mason
- The Hawks have committed 10-plus turnovers five times this season, all occurring in six of the last seven games; they posted their average with only eight vs. GW
- Freshman **Jared Bynum** leads the A-10 in assist/turnover ratio with 2.6 and is ranked 38th in the nation. He has 52 assists this year to just 20 turnovers

HITTING THE ROAD

- This road trip comes after a stretch of four consecutive games in Philadelphia, in which they went 2-2, with two straight losses
- In eight home games this year, the Hawks are scoring 67.0 ppg and shooting 38.4 percent from the field
- In the six road games prior to St. Bonaventure (away and neutral), SJU is averaging 78.5 points and hitting 46.3 of their field-goal attempts

HANDS OFF

- As they have done the past few seasons, the Hawks have limited their fouls and rank 10th in the nation with fewest fouls (217)
- SJU ranks eighth in the NCAA in personal fouls per game with 14.5

TWO SIDES OF THE BALL

- Early on, **Phil Martelli** had been concerned about the Hawks' defense, as SJU was giving up 76.8 points per game through the first nine contests
- That issue seemed to be rectified as the Hawks allowed an average of 56 points in the three games (Villanova, Loyola, Wagner) leading up to the conference opener
- But that progress suffered a setback as Saint Joseph's saw George Mason score 85 points
- On the year, SJU's foes are now averaging 72.5 points per game

NO TIME TO REST

- The Hawks are going non-stop for the next few weeks, in the midst of a stretch of 18 straight days of either games or practice
- This stretch began on Jan. 1 and continues through the game at Saint Louis on Jan. 18, giving SJU six games in the 18 days
- It's a big change from December where the Hawks had five games in the entire month; that included a 2-week break in between games (Dec. 8 and Dec. 22) and a week off over Christmas
- SJU's players are on semester break right now with classes resuming on Monday

SLIPPING AWAY

- The loss to GW marked the third double-digit lead lost by the Hawks this year
- SJU had a 12-point lead with 12:41 to go in the first half but saw GW turn in a big second half en route to the 70-56 win
- Against Temple they led by 11 with 3:29 to play in the first half but suffered the 77-70 loss
- At William & Mary, SJU held a 20-point lead at 18:38 of the second half but saw the Tribe rally to the 87-85 win

COOLING OFF

- The Hawks started the season as one of the better three-point shooting teams in the nation but have since cooled off
- SJU has made under 30 percent of its three-point attempts in six of the last eight games
- The Hawks are converting 35-of-149 (23.4 percent) from behind the arc in the past six games. The low point was a 0-for-13 effort in the first half at St. Bonaventure

IRON MEN

- Backcourt mates **Lamarr Kimble** and **Jared Bynum** are already racking up the minutes

• Kimble is averaging 35.7 to rank fifth in the A-10 and 49th in the NCAA stats, while Bynum is 10th in the A-10 at 34.7 minutes per game

MISSED TIME

- **Lamarr Kimble** did not start against GW as he was late for practice the previous day, but he did see 34 minutes of action in the game
- **Charlie Brown** missed the start at St. Bonaventure after being late for the team's pre-game meal

BYTES ON BYNUM

- **Jared Bynum** has been impressive at the start of his career and is averaging 11.5 points and leading the team in assists with 3.5
- **Phil Martelli** said of the freshman, "He might be a freshman academically and socially, but he's a basketball player. He belongs in these games."

DEAN OF COACHES

- **Phil Martelli** is in his 24th season as head coach and is the dean of the Atlantic 10's coaches. He owns an overall record of 437-317 and is SJU's all-time leader in victories
- Martelli owns a 212-167 record in Atlantic 10 play, which ranks second all-time and first among active coaches for conference wins
- His career total of 437 wins is also second all-time (to Temple's John Chaney) and the top number for active coaches in the A-10
- Martelli is one of 25 active D-1 coaches who are their schools' all-time wins leaders

FRESH APPROACH

- **Lamarr "Fresh" Kimble** helped the Hawks pull away at Princeton as he poured in 22 second-half points after **Charlie Brown** left the game with an injury early in the half
- The captain made 8-of-12 from the field in the half, and had 10 of 13 points as SJU expanded on a three-point halftime lead, going up by 53-45
- It was the second game in which Kimble had a big second half to help the Hawks to the win; he previously scored 24 of his career-high-tying 31 points vs. UIC in the second half
- Kimble is now averaging a career-best 16.5 points per game
- He has scored 20-plus points in four games this season

WHAT BROWN CAN DO FOR YOU

- **Charlie Brown, Jr.**, established a new career-high for the third time this year as he poured in 37 points at William & Mary
- He scored 23 in the first half, the highest single-half total of his career, hitting 11-of-17 from the field and 11-of-14 from the foul line
- His 37 points are the third most in the history of Kaplan Arena and tied the seventh high-

HAWK DOUBLES

Double-Figure Point Games

	'18-19	Streak	Career
Charlie Brown	14	31^	39
Lamarr Kimble	13	1	45
Jared Bynum	8	--	8
Taylor Funk	7	--	24
Pierfrancesco Oliva	1	--	8
Lorenzo Edwards	1	--	2
Chris Clover	--	--	20
Anthony Longpré	1	--	3
Markell Lodge	--	--	4

20-Plus Point Games

	'18-19	Streak	Career
Charlie Brown	6	1	7
Lamarr Kimble	4	--	8
Jared Bynum	1	--	1
Taylor Funk	--	--	3
Pierfrancesco Oliva	--	--	1
Chris Clover	--	--	3

30-Plus Point Games

	'18-19	Streak	Career
Lamarr Kimble	2	--	2
Charlie Brown	1	--	1

Double-Figure Rebound Games

	'18-19	Streak	Career
Pierfrancesco Oliva	4	--	10
Taylor Funk	1	--	2
Anthony Longpré	1	1	1
Markell Lodge	--	--	1

Double-Figure Assist Games

	'18-19	Streak	Career
Lamarr Kimble	--	--	1

Double-Doubles

	'18-19	Streak	Career
Pierfrancesco Oliva	1	--	1
Lamarr Kimble	--	--	1

^ dating back to 2016-17 season

est single-game scoring total in SJU history

- Brown is the leading scorer in the A-10 with his 19.6 average, dipping below 20 points for the first time this year after scoring 11 at St. Bonaventure

THE CAPTAIN, THE HERO

- **Lamarr Kimble** hit the game-winner with 0.4 left on the clock to lift Saint Joseph's to a 45-42 win over Loyola Chicago at The Palestra
- It was the team captain's third game-winning shot as a Hawk
- "It wasn't exactly the way we drew it up," said coach **Phil Martelli**. "But he's got a little bit of freedom, because his heart's bigger than his body."

THREES ALL AROUND

- **Charlie Brown, Jr.**, still ranks second in the A-10 in three-point percentage (42.1)
- Brown is fifth in the league in threes made per game (2.3) and **Taylor Funk** is 15th (1.9)
- Saint Joseph's is third in the A-10 in team 3-point percentage, hitting 32.7 percent, but is eighth in league games, making 32 percent of its long-range shots

ALL ABOUT ANTHONY

- **Anthony Longpré** connected on three three-pointers for a season-high 10 points against George Mason
- He followed that a career-high 11 rebounds, to go along with eight points, vs. GW, and had a team-high six rebounds at St. Bonaventure

TAYLOR'S THREE'S

- Sophomore **Taylor Funk** has 113 three-pointers in the 47 games of his career thus far, and reached 100 quicker than any other Hawk. By comparison, all-time leader Langston Galloway made 75 threes in his first 37 games
- Funk set the SJU freshman record last season when he made 84 in 32 games
- He hit a career-best 6-for-7 from beyond the arc in the win over Wake Forest
- After making just 6-of-19 three-pointers in his previous four games, Funk connected on 3-of-6 in the Wagner win

LIFT FROM LODGE

- **Markell Lodge** gave the Hawks a lift at Princeton, recording season-highs of nine points and 14 minutes
- Lodge had three dunks in the game, including one to start a 5-0 run with under six minutes to play, which helped seal the win
- He followed that with 13 minutes at Villanova in which he contributed five points
- Lodge had a season-high three blocks in the Loyola win and matched that with three against George Mason

20/20

- **Charlie Brown, Jr.** has tallied 20-plus points in six of 14 games this season; he now has seven games of 20 points or more in 45 career games

ON BOARD

- **Pierfrancesco Oliva** is the Hawks' leading rebounder with 6.1 per game, and ranks 12th in the A-10
- He has grabbed double-figure rebounds four times, with the last two coming at William & Mary (12) and vs. UIC (13)
- Oliva posted the first double-double of his career in the opener vs. ODU (17 pts, 14 reb)

LUCKY CLOVER

- **Chris Clover** made his first start of the year at Villanova in place of the injured Charlie Brown and played a season-high 34 minutes
- The senior added four points and a season-high six rebounds
- Clover had a solid 20 minutes against Wagner, with nine points and five rebounds
- He has made the past two starts in place of **Lamarr Kimble** and **Charlie Brown**, as they missed starts by being late to team functions

SHARP SHOOTERS

- The Hawks have shot 50 percent or better in eight of 30 halves played this year, with a high of 58.6 percent in the second half of the Monmouth win
- SJU converted more than 50 percent in both halves at Princeton, finishing the game hitting 55.0 percent

DEPTH CHARGES

- The Hawks have not gotten much scoring from their bench this season and it has been a contributing factor to seven of the eight losses, as SJU's reserves were outscored, 202-39, in those games.

• Here's the bench scoring breakdown:

- Wm & Mary 31, SJU 6
- Temple 24, SJU 7
- West Virginia 46, SJU 6
- UCF 23, SJU 1
- Villanova 31, SJU 10
- George Mason 30, SJU 5
- GW 13, SJU 4

• Conversely, in the win over Princeton, the teams were tied in bench scoring, 20-20, and in the win over Loyola Chicago, the Hawks held a 9-6 edge

• The Hawks were on the short end of bench scoring against Wagner, 23-11, but still captured the victory

• They actually held a slight edge, 11-10, at St. Bonaventure in the loss

PRODUCTIVE 20 MINUTES

- **Lamarr Kimble's** 22-point second half at Princeton was his second 20-plus point half of the year, and the third highest of the season
- Kimble had 24 points in the second half against UIC which is highest single-half total for a Hawk this season. **Charlie Brown** scored 23 of his 37 points vs. William & Mary in the first half

BACK IN ACTION

- Leading scorer **Charlie Brown, Jr.**, and leading rebounder **Pierfrancesco Oliva** each returned to action vs. Loyola Chicago after missing time with injuries. Brown sat out the Villanova game with a sprained ankle while Oliva was sidelined for the Princeton and Villanova contests with a concussion

END TO END

- The win at Princeton was the first game this season that the Hawks held the lead from start to finish. There were two ties, but SJU never let the Tigers forge ahead

HANDOUTS

- Saint Joseph's showed great ball movement against Wake Forest and got everyone involved as the Hawks had 20 assists on 32 baskets

A SELECT GROUP

Phil Martelli is a member of a select group, as one of eight active D-1 head coaches who have 400+ wins and have only coached at one school. Here's the list:

1. Jim Boeheim, Syracuse
2. Greg Kampe, Oakland
3. Tom Izzo, Michigan State
4. Bob McKillop, Davidson
5. Mark Few, Gonzaga
6. Ron Cottrell, Houston Baptist
7. **Phil Martelli, Saint Joseph's**
8. Randy Bennett, Saint Mary's

30 FOR 30

- SJU received individual 30-point efforts in three consecutive games, as **Lamarr Kimble** netted 31 vs. West Virginia and UIC while **Charlie Brown, Jr.**, had at 37 points at William & Mary

• Here are SJU's top scoring efforts in the past decade:

- 38, Carl Jones vs. Seton Hall (11/18/11)
- **37, Charlie Brown at W&M (11/24/18)**
- 36, Isaiah Miles vs. Va. Tech (12/22/15)
- 33, DeAndre' Bemby at UMass (2/25/15)
- 33, Langston Galloway vs. Fordham (2/22/14)
- 32, Isaiah Miles at Davidson (2/20/16)
- **31, Lamarr Kimble vs. UIC (11/28/18)**
- **31, Lamarr Kimble vs. W. Va. (11/18/18)**
- 31, Isaiah Miles vs. VCU (1/15/16)
- 31, Langston Galloway vs. Dayton (3/14/14)
- 30, Shavar Newkirk at La Salle (2/3/18)

• The school record for points in a game is 47 by Tony Costner vs. Alaska-Anchorage on Dec. 30, 1983

RALLY TOWELS

- SJU trailed by 13 points in the second half against UIC, but rallied to post an 89-75 win; it was the largest deficit overcome for victory thus far this season

CHECK IT OUT

• **Pierfrancesco "Checco" Oliva** had a stellar season debut, coming off the bench to record the first double-double of his career against ODU

- The redshirt junior had 17 points and 14 rebounds, while shooting 6-of-9 from the field
- **Phil Martelli** said that although he doesn't like labels, "Oliva is the epitome of a point-forward". The coach also revealed that Oliva deferred his starting role to sophomore **Anthony Longpré**

KIMBLE'S KUDOS

- **Lamarr Kimble** was named the A-10 Co-Player of the Week for Dec. 10 and the first time in his career

- He was the team's leading scorer in the Princeton and Villanova games, averaging 22.0 points, 5.0 rebounds and 4.0 assists. Kimble scored all of his team-high 22 points in the second half, and shot 8-for-12 from the field, as SJU earned the win at Princeton
- He led SJU in scoring with 22 points in a loss at #21 Villanova while adding five rebounds, four assists and a season-high three steals

WELCOME TO THE LEAGUE

- **Jared Bynum** was named the A-10 Rookie of the Week for Dec. 3 after averaging 20.0 points, 3.5 rebounds and 3.5 assists in the 1-1 week for the first honor of his career
- He converted 68.8 percent (11-for-16) from the field and 94.1 percent (16-of-17) from the foul line in the two games
- Bynum tied his career-high with 17 points in the win over UIC, converting 9-of-9 free throws. He also registered two assists and no turnovers for the fourth time in seven games
- He then set a new career-high with 23 points against Temple, making 7-of-9 field goals and 7-of-8 free throws, and tying his season-high with five assists

YOU'RE A GOOD MAN, CHARLIE BROWN

- **Charlie Brown, Jr.**, was named the Atlantic 10 Player of the Week for Nov. 19, marking the first time he has earned the league's weekly honor as an upperclassman; he was also chosen as the Big 5 Co-Player of the Week
- He averaged 23.3 points in four games, shooting 58.5 percent from the field and 54.2 percent from three-point range (18-for-22)

CAPTAIN, MY CAPTAIN

- Redshirt junior **Lamarr "Fresh" Kimble** was voted team captain for the third consecutive season, becoming the only player in SJU history to serve as captain for three years
- As a sophomore, Kimble became just the third player in Hawk history to be named a captain in his second season
- Kimble's leadership is appreciated by **Phil Martelli**: "I'm glad he's on my team and I'm glad he's in my program because whatever I need... He's in charge of that locker room... Fresh is just legit. He's one of those guys that embraces being a Philadelphian and playing in Philadelphia.... I'm a big Fresh fan, forget the basketball. He is the epitome of a captain."

LOOK AT LORENZO

- **Phil Martelli** stated in the preseason that redshirt sophomore **Lorenzo Edwards** was one player who had made the biggest strides over the summer
- Edwards gave a glimpse of that improvement as he scored 11 points in 15 minutes vs. Monmouth, making 5-of-7 from the field

- He has seen action in 12 games this year and is averaging 8.9 minutes
- Edwards notched a career-high four blocks against George Mason

WELCOME WAGON

- Graduate transfer **Troy Holston** made his SJU debut against Wake Forest
- Holston battled knee injuries through his time at South Florida, which caused him to miss two full seasons
- He has seen limited action in nine games this season but made his first three-pointer as a Hawk at Princeton

PICKING THE HAWKS

- Saint Joseph's was picked second in the A-10 Preseason Poll, which is the highest for the Hawks since the 2012-13, when they were tabbed first
- Last year's squad was picked third in the poll, and despite two key injuries, finished fourth in the league and reached the semifinals while posting a 16-16 overall record
- **Lamarr Kimble** and **Charlie Brown, Jr.**, were each named to the 2018-19 Atlantic 10 Preseason All-Conference Third Team

THEY'RE BACK

- Two of SJU's leading scorers from two seasons ago — **Lamarr Kimble** and **Charlie Brown, Jr.** — made their return to the court this season
- Kimble, who averaged 15.5 points per game in 2016-17, reinjured his left foot in the 2017-18 opener and missed the rest of the year. Kimble originally suffered the fracture in February of 2017 which caused him to miss the final seven games of the year
- Brown never got his 2017-18 season underway as he fractured his left wrist in the preseason, underwent surgery and was sidelined for the year. As a freshman, Brown averaged 12.8 points per game to earn All-Rookie honors

NEW TO THE FOLD

- The Hawks welcomed three scholarship newcomers in **Jared Bynum** (Fr.), **Troy Holston** (Gr. transfer) and **Ryan Daly** (Jr. transfer)
- Bynum, a point guard from Georgetown Prep averaged over 17 points and six assists last year. He was the IAC Player of the Year and an All-Met selection
- Holston joined the Hawks from South Florida, where he played two seasons while battling knee injuries. He received his bachelor's degree last spring and averaged 9.7 points in 2016-17. He has two years of eligibility at SJU
- Daly comes "home" to SJU, transferring from Delaware. A native of nearby Ardmore, Pa., Daly scored 1,000 points in two seasons at

Delaware and earned All-CAA honors twice. SJU connections run in his family as both of his parents are alums and his late grandfather, Jim Boyle, was the Hawks' head coach from 1981 to 1990. Daly will have two years of eligibility at SJU after sitting out this season

SEEING RED

- SJU's roster is dotted with five players who have redshirted at least one season while on Hawk Hill. Although that number seems unusually high, it is actually tied for the fifth most in the nation. Four schools (CSU Bakersfield, Rider, UCF, Saint Mary's) lead with nine each while four schools have eight red-shirts on their active rosters
- Saint Joseph's redshirts are:
 - **Charlie Brown, Jr.** (R-So.) - missed the 2017-18 season with shoulder injury
 - **Lorenzo Edwards** (R-So.) - had shoulder surgery during this freshman year
 - **Lamarr Kimble** (R-Jr.) - reinjured his foot in the first game of 2017-18 and underwent surgery, missing all but one game
 - **Markell Lodge** (R-Sr.) - redshirted his first year to concentrate on academics
 - **Pierfrancesco Oliva** (R-Jr.) - sat out his sophomore season after having surgery to correct a chronic knee condition

FROM THE START

- **Jared Bynum** became the sixth freshman in six years to be in the Hawks' starting lineup on opening day
- Previous freshman starters for SJU were: **Anthony Longpré** (2017-18), **Charlie Brown** (2016-17), **Pierfrancesco Oliva** (2015-16), James Demery (2014-15) and current Atlanta Hawk DeAndre' Bembry (2013-14)

WISE BEYOND THEIR YEARS

- **Phil Martelli** commented that the Hawks are an "older" team this year with five players who have redshirted previous seasons and one graduate student (**Troy Holston**)
- The average age of the Hawks' scholarship players is 21 years old
- **Markell Lodge** and Holston are both 23, while **Pierfrancesco Oliva** and **Lamarr Kimble** are each 22 years old
- The following are the Hawks' "redshirts" with their respective seasons on campus:
 - **Markell Lodge** (5th)
 - **Pierfrancesco Oliva** (4th)
 - **Lamarr Kimble** (4th)
 - **Lorenzo Edwards** (3rd)
 - **Charlie Brown** (3rd)
- Holston is in his first season at SJU after transferring from South Florida. He played two seasons with the Bulls while battling knee injuries

STRONG FINISH

- Despite facing its second straight season with key injuries in 2017-18, the Hawks came on strong at the end of the year and finished with a 16-16 record
- SJU closed out the regular season winning three straight and six of its last seven to finish in fourth place with a 10-8 record
- The Hawks defeated George Mason in the A-10 Quarterfinals but were edged by top-seeded Rhode Island, 90-87, in the semifinals

THE INJURY PLAGUE

- Last season was the second consecutive in which the Hawks faced significant injuries to key players
- In 2017-18, **Lamarr Kimble** (foot) and **Charlie Brown, Jr.**, (wrist) were lost for the year. Kimble played in only the season opener and Brown was sidelined in the preseason
- The previous year saw four players miss time with injuries. They were, with games missed: Shavar Newkirk (19), **Pierfrancesco Oliva** (entire season), **Lorenzo Edwards** (all but one game) and **Lamarr Kimble** (7)

HONORING THE COACH

- The Hawks are wearing a patch on their uniforms with "McK" to honor former coach Jack McKinney, who passed away in September
- McKinney was head coach at Saint Joseph's for eight seasons, from 1966 to 1974. He compiled a 144-77 record and owns the third best all-time winning percentage (65.2 pct) among SJU coaches
- McKinney took the Hawks to postseason play five times in his eight years, which included four NCAA Tournament appearances
- He went on to coach in the NBA, although a serious accident cut short his season with the Lakers in 1979. He rebounded to earn NBA Coach of the Year honors with the Indiana Pacers in 1981

FUTURE HAWKS

- Saint Joseph's signed two standouts to national letters of intent during the early signing period – Hakim Hart and Kenan Sarvan
- Hart, a 6-5, 190-pound, swingman from Roman Catholic High School in Philadelphia, averaged 15.1 points per game last season and earned All-Catholic League honors. He helped Roman win the 2018 Philadelphia Catholic League championship and the 2018 PIAA 6A State Championship
- Sarvan is a 6-9, 220-pound forward originally from Holland and currently attending Bishop Sullivan Catholic High School in Virginia Beach. As a junior, he averaged 14.6 points and 7.8 rebounds for the Crusaders

STRENGTH OF SCHEDULE

- SJU has seven opponents on its schedule which reached last year's NCAA Tournament - Villanova, Loyola Chicago, West Virginia, Davidson, St. Bonaventure, Penn and Rhode Island

HOME AT HAGAN

- This marks the 10th season of the Hawks' home, Hagan Arena, after Alumni Memorial Fieldhouse underwent a renovation and expansion in 2008-09
- SJU is 85-46 at Hagan but owns an all-time record of 404-128 in 68 years on campus
- The Hawks went 10-3 at home in 2017-18 and are 5-3 this year

BACK TO BROOKLYN

- The Hawks are happy about the return to the Barclays Center for the A-10 Championship as the arena has been good to them in the past. Saint Joseph's last two Atlantic 10 titles have been won on that court, in 2014 and 2016

HAWKS IN THE NBA

- Saint Joseph's is represented in the NBA by two players:
- Langston Galloway (Pistons) - was undrafted in 2014 but made the Knicks' squad as a free agent; played for the Pelicans and Kings before joining the Pistons in 2017-18
- DeAndre' Bembry (Hawks) - 21st overall draft pick in 2016 by Atlanta, who was the 33rd SJU player to be drafted, and the sixth to be taken in the first round

CRADLE OF COACHES

- The Saint Joseph's coaching connection is an impressive one. A total of seven SJU graduates have gone on to become head coaches in the NBA, and SJU is tied with Illinois for second on the list of universities with alums that have served as NBA head coaches. Indiana tops the list with 11 graduates.
- Here is the list of former Hawks who have held positions as NBA head coaches:

Player (Class)	NBA Teams	Years
Jack Ramsay ('49)	Phila., Buf., Port., Ind.	21
Jim Lynam ('63)	L.A.Clippers, Phila., Wash.	10
Matt Guokas ('67)	Phila., Orlando	7
Paul Westhead ('61)	L.A. Lakers, Chicago, Denver	6
Jack McKinney ('57)	L.A. Lakers, Indiana	5
George Senesky ('43)	Philadelphia	3
Jim O'Brien ('74)	Indiana, Phila., Boston	8

LOOKING AHEAD

- SJU is back home on Tuesday for a meeting with Davidson
- The Hawks return to the road on Jan. 18, heading to Saint Louis for an ESPN2 Atlantic 10 Friday Night Showcase game

TOP PERFORMANCES

POINTS

- 37- Charlie Brown at William & Mary
- 31- Lamarr Kimble vs. UIC
- 31- Lamarr Kimble vs. West Virginia
- 28- Charlie Brown vs. UCF
- 26- Charlie Brown vs. Wake Forest
- 22- Lamarr Kimble at Villanova
- 23- Jared Bynum vs. Temple
- 22- Lamarr Kimble at Princeton
- 20- Taylor Funk vs. Wake Forest

REBOUNDS

- 14- Pierfrancesco Oliva vs. Old Dominion
- 13- Taylor Funk vs. Temple
- 13- Pierfrancesco Oliva vs. UIC
- 12- Pierfrancesco Oliva at William & Mary
- 11- Anthony Longpré vs. George Washington

ASSISTS

- 7- Taylor Funk at William & Mary
- 6- Jared Bynum at Temple
- 5- Jared Bynum vs. Temple
- 5- Jared Bynum at William & Mary
- 5- Pierfrancesco Oliva vs. West Virginia
- 5- Lamarr Kimble vs. Wake Forest
- 5- Pierfrancesco Oliva vs. Wake Forest
- 5- Jared Bynum vs. Monmouth
- 5- Pierfrancesco Oliva vs. Monmouth

HAWKS IN THE A-10 & NCAA STATS

(thru games of Jan. 9)

- Atlantic 10 -

Category	All	A-10	NCAA
Charlie Brown			
Scoring	1st	6th	49th
FT Pct.	8th	--	
3FG Pct.	2nd	--	
3FG Made/G	5th	--	
Off. Rebs.	14th	9th-T	
Minutes	--	9th-T	
Jared Bynum			
Scoring	30th	--	
Assists	10th	12th-T	
FT Pct.	15th-T		
Steals	13th-T	10th-T	
Ast/TO Ratio	1st	--	59th
Minutes/G	10th	--	
Taylor Funk			
Rebounding	16th-T	16th	
3FG Pct.	14th	--	
3FG Made/G	15th	--	
Def. Rebs.	14th	12th	
Lamarr Kimble			
Scoring	7th	--	
3FG Made/G	--	11th-T	
Minutes/G	5th	--	49th
A. Longpré			
Rebounding	--	13th	
Blocks	--	4th-T	
Def. Rebs.	--	9th-T	
P. Oliva			
Rebounding	12th	--	
Def. Rebs.	10th	--	

- Atlantic 10 -

Category	All	A-10	NCAA
TEAM			
Scoring Off	8th	14th	
Scoring Def	12th	14th	
Scoring Marg.	12th	14th	
FT Pct.	3rd	8th	
FG Pct.	12th	14th	
FG Pct. Def	11th	12th	
3FG Pct.	6th	14th	
3FG Pct. Def	13th	13th	
Reb. Offense	10th	8th-T	
Reb. Defense	12th	14th	
Reb. Margin	11th	13th	
Blocks	10th	4th	
Assists	12th	14th	
Steals	11th-T	14th	
TO Marg	6th	12th	
Ast/TO Ratio	3rd	8th	69th
TO/G	--	--	2nd
Fewest TO	--	--	2nd
Off. Rebs	13th	6th	
Def. Rebs	4th	10th	
Def. Reb. Pct.	1st	8th	
Off. Reb. Pct.	13th	11th	
3FG Made/G	3rd-T	10th	
Fouls/G	--	--	8th
Fewest Fouls	--	--	10th

FREE THROW SHOOTING

Final 5:00 of game

Player	FTM	FTA	Pct.
Jared Bynum	7	7	1.000
Markell Lodge	2	2	1.000
Pierfrancesco Oliva	2	2	1.000
Lamarr Kimble	18	20	.900
Chris Clover	5	6	.833
Charlie Brown, Jr.	9	11	.819
Anthony Longpré	3	5	.600
Total	48	54	.889

Final 1:00 of game

Player	FTM	FTA	Pct.
Lamarr Kimble	4	4	1.000
Jared Bynum	2	2	1.000
Anthony Longpré	2	2	1.000
Total	8	8	1.000

LEADS/DEFICITS

Biggest Leads

	Lead	Result
Wake Forest	26	W 89-69
William & Mary	20	L 85-87
Monmouth	19	W 78-63
Old Dominion	16	W 79-64
Temple	11	L 70-77

Biggest Deficits

	Deficit	Result
St. Bonaventure	27	L 47-73
George Mason	27	L 60-85
UCF	23	L 57-77
Villanova	22	L 58-70
GW	14	L 56-70
West Virginia	14	L 90-97

HONOR ROLL

Charlie Brown, Jr.

Atlantic 10 Player of the Week (Nov. 19)
Big 5 Co-Player of the Week (Nov. 19)
Preseason All-A-10 3rd Team

Jared Bynum

Atlantic 10 Rookie of the Week (Dec. 3)

Lamarr Kimble

Atlantic 10 Co-Player of the Week (Dec. 10)
Preseason All-A-10 3rd Team

THE LAST TIME . . .

SAINT JOSEPH'S . . .

Won in overtime 78-71 vs. VCU, 1/3/18
 Lost in overtime 70-60 vs. St. Bonaventure, 2/21/15
 Won in double overtime 83-81 over Lafayette, 12/29/00
 Lost in double overtime 86-83 to Fordham, 2/4/17
 Won in triple overtime 92-86 over Rhode Island, 1/10/09
 Played a Top 10 opponent 94-53 loss to #4 Villanova, 12/2/17
 Played a ranked opponent 70-58 loss at #21 Villanova, 12/8/18
 Defeated a Top 10 opponent 71-66 win over #8 Xavier, 3/6/08
 Defeated a Top 25 opponent 79-70 win over #15/13 Dayton, 2/17/16
 Was ranked in the Top 25 #25 by USA Today, 3/14/16
 Won by 50 points or more 114-63 (51 pts) over St. Bonaventure, 1/24/04
 Won by 40-49 points 82-42 (40 pts) over Penn, 1/19/08
 Won by 30-39 points 81-44 (37 pts) over Rhode Island, 3/6/13
 Won by 20-29 points 68-46 (22 pts) over Fordham, 1/20/18
 Scored 100 points or more 114-63 win over St. Bonaventure, 1/24/04
 Scored less than 50 points 73-47 loss at St. Bonaventure, 1/9/19
 Shot 60 percent or better 64.8% vs. VCU, 3/13/16
 Shot 50-59 percent 55.0% at Princeton, 12/5/18
 Shot under 30 percent 29.1% at St. Bonaventure, 1/9/19
 Made 10 or more 3-point field goals 11 at Princeton, 12/5/18
 Did not make any 3-point field goals 0 vs. Massachusetts, 2/26/09
 Made 25 or more free throws 36 vs. UIC, 11/28/18
 Totaled 50 or more rebounds 58 at Princeton, 12/14/16
 Had less than 25 rebounds 19 at La Salle, 2/16/13
 Totaled 20 or more assists 20 vs. Wake Forest, 11/15/18
 Had 20 or more turnovers 20 at #20 VCU, 1/10/15
 Had 15 or more steals 15 vs. Lehigh, 12/20/09
 Had 10 or more blocks 10 at Duquesne, 1/12/13
 Had 4 players in double figures at Princeton, 12/5/18
 Had 5 players in double figures vs. Dayton, 1/17/18
 Had more than 5 players in double figures . 7 vs. Rhode Island, 3/10/18

A SAINT JOSEPH'S PLAYER . . .

Scored 40 or more points 47, Tony Costner vs. Ak.-Anchorage, 12/30/83**
 Scored 30 or more points 31, Lamarr Kimble vs. UIC, 11/28/18
 Scored 25-29 points: 28, Charlie Brown, Jr., vs. UCF, 11/16/18
 Scored 20-24 points: 20, Charlie Brown, Jr., vs. GW, 1/6/19
 Made 8 or more 3-point field goals: 10, Langston Galloway vs. Fordham, 2/22/14 **
 Made 10 or more free throws: 11, Charlie Brown, Jr., at William & Mary, 11/24/18
 Shot 100 percent from the field (min. 5 md) 6-for-6, Ronald Roberts, Jr. vs. VCU, 3/16/14
 Attempted 15 or more free throws: 15, DeAndre' Bemby vs. Drexel, 11/13/15
 Attempted 20 or more field goals: 23, Charlie Brown, Jr., vs. GW, 1/6/19
 Had 10-19 rebounds: 11, Anthony Longpré vs. GW, 1/6/19
 Had 20 or more rebounds: 20, Ahmad Nivins vs. Rhode Island, 1/10/09
 Had 10 or more blocks: 10, Dwayne Jones vs. St. Bonaventure, 3/19/05
 Had 5-9 blocks: 5, Javon Baumann at La Salle, 1/27/15
 Had 5 or more steals: 5, DeAndre' Bemby at La Salle, 1/27/15
 Had 10 or more assists: 10, Shavar Newkirk vs. Duquesne
 Had a double-double: Pierfrancesco Oliva vs. Old Dominion, 11/9/18
 (17 pts, 14 rebs)
 Had a triple-double: Dwayne Jones (11 pts, 11 rebs, 10 blk)
 vs. St. Bonaventure, 2/19/05
 Played 40 minutes (in regulation): Lamarr Kimble at #21 Villanova, 12/8/18

AN OPPONENT . . .

Scored less than 50 points 42 by Loyola Chicago, 12/22/18
 Scored less than 40 points 35 by Yale, 11/12/12
 Shot under 30 percent 28.3% by Loyola Maryland, 12/9/14
 Shot 60 percent or better 63.5% by St. Bonaventure (3/2/16)

HAWK LEADERS

(number of games led in each category; includes shared highs)

	<u>Points</u>	<u>Rebounds</u>	<u>Assists</u>	<u>Steals</u>	<u>Blocks</u>
Charlie Brown, Jr.	8	2	0	2	3
Lamarr Kimble	7	1	5	4	0
Pierfrancesco Oliva	0	4	2	2	1
Jared Bynum	1	2	8	6	0
Taylor Funk	0	5	1	4	1
Anthony Longpré	0	2	1	1	3
Lorenzo Edwards	0	0	0	1	2
Markell Lodge	0	1	0	1	2
Chris Clover	0	0	0	1	1

STATS BY HALF

	<u>SJU</u>	<u>Opponents</u>
Points	High: 57 vs. UIC (2nd) Low: 12 at St. Bonaventure (1st)	52 by William & Mary (2nd) 16 by Loyola Chicago (1st)
FG%	High: 58.6% vs. Old Dominion (2nd) Low: 18.5% at St. Bonaventure (1st)	67.7% by William & Mary (2nd) 20.0% by Villanova (2nd)
3-pt FG%	High: 66.7% vs. Old Dominion (2nd) Low: 0.0% at St. Bonaventure (1st)	66.7% by George Mason (2nd) 0.0% by Loyola Chicago (1st)
FT%*	High: 92.0% vs. Wake Forest (1st) Low: 33.3% at St. Bonaventure (1st)	100% by William & Mary (2nd) 50.0% by Monmouth (both)

* min. 5 attempts

Individual Highs by Half

Points	24, Lamarr Kimble vs. UIC (2nd)
Rebounds	10, Pierfrancesco Oliva vs. Old Dominion (2nd)
Assists	5, Taylor Funk at at William & Mary (1st)
Blocks	2, by 3 players, last Anthony Longpré vs. GW (1st)
FG Made	8, Lamarr Kimble at Princeton (2nd); Charlie Brown at William & Mary (1st)
3-pt FG Made	5, Taylor Funk vs. Wake Forest (1st)
FT Made	9, Lamarr Kimble vs. UIC (2nd)

STARTERS

	<u>G</u>	<u>G</u>	<u>F/G</u>	<u>F</u>	<u>F</u>	<u>Record</u>
Old Dominion	Kimble	Bynum	Brown	Funk	Longpré	1-0
Monmouth	Kimble	Bynum	Brown	Funk	Longpré	2-0
Wake Forest	Kimble	Bynum	Brown	Funk	Longpré	3-0
UCF	Kimble	Bynum	Brown	Funk	Longpré	3-1
West Virginia	Kimble	Bynum	Brown	Funk	Longpré	3-2
William & Mary	Kimble	Bynum	Brown	Funk	Longpré	3-3
UIC	Kimble	Bynum	Brown	Funk	Longpré	4-3
Temple	Kimble	Bynum	Brown	Funk	Longpré	4-4
Princeton	Kimble	Bynum	Brown	Funk	Longpré	5-4
Villanova	Kimble	Bynum	Clover	Funk	Longpré	0-1
Loyola Chicago	Kimble	Bynum	Brown	Funk	Longpré	6-4
Wagner	Kimble	Bynum	Brown	Funk	Longpré	7-4
George Mason	Kimble	Bynum	Brown	Funk	Longpré	7-5
George Washington	Clover	Bynum	Brown	Funk	Longpré	0-1
St. Bonaventure	Kimble	Bynum	Clover	Funk	Longpré	0-1

HAWKS BY THE NUMBERS

SJU's Record in Games....

Decided by 5 points or less	2-1
Decided by 6-10 points	1-2
Decided by 11 points or more	4-5
Played during the day	2-5
Played at night	5-2
Home	5-3
Away	1-3
Neutral	1-2
In Overtime	0-0
In November	4-3
In December	3-2
In January	0-3
In February	0-0
In white uniforms	5-3
In crimson uniforms	2-5
When winning the opening tip-off	5-3

SJU's Record When Scoring....

Less than 60 points	2-4
60-69 points	0-1
70-79 points	2-1
80-89 points	2-1
90-99 points	1-1

SJU's Record When Allowing....

Less than 60 points	2-0
60-69 points	3-0
70-79 points	1-5
80-89 points	1-2
90-100 points	0-1

SJU's Record When....

Leading at the half	3-3
Trailing at the half	2-4
Tied at the half	1-1

SJU's Record When Shooting...

50% or better	2-1
40% to 49%	3-2
30% to 39%	2-4
Less than 30%	0-1
Better than opponent	4-1
Worse than opponent	3-6
Same as opponent	0-1

SJU's Record When...

Outrebounding opponent	4-0
Outrebounded by opponent	3-7
Equal rebounds as opponent	0-1
Fewer TOs than opponent	6-5
More TOs than opponent	1-2
Equal TOs as opponent	0-1
Committing 14 or fewer TOs	7-8
Committing 15 or more TOs	0-0
Brown scores 20+ points	3-3
Brown scores double figures	6-6
Kimble scores double figures	7-6
Four players score double figures	2-1
Five players score double figures	0-0

MISCELLANEOUS STATS

Largest winning margin: 20 vs. Wake Forest
Largest lead in a game: 19 vs. Monmouth
Largest margin of defeat: 26 at St. Bona.
Largest deficit in a game: 27 at St. Bona., vs. George Mason
Largest deficit overcome to win: 13 vs. UIC
Largest winning margin lost: 20 at William & Mary



PHIL MARTELLI

Head Coach

24th Season - 437-317

With the 2018-19 season marking his 24th as the head basketball coach at Saint Joseph's, **Phil Martelli** has built a program that is consistently one of the top in the conference, a perennial postseason participant and a key player on the national scene. In doing so, he has earned his place among the top coaches in the school's storied history and is one of the more respected coaches in the game.

Martelli is the Hawks' all-time leader in career victories with a mark of 437-317. Setting the school record for wins in a season (30) in 2004, Martelli has guided SJU to 20 or more victories nine times in his 23 previous seasons, which is the most for any Hawks' coach. His record of 212-167 in Atlantic 10 play is the most conference wins for any active coach and ranks second all-time in the league.

Martelli Highlights:

- He has taken SJU to the postseason in four of the last seven years, and 13 times in the 23 seasons previous to this one, while winning three Atlantic 10 Championships (1997, 2014, 2016)
- Martelli's 18 postseason wins (7 NCAA, 11 NIT) are the most in school history
- Despite injuries to two key players, his 2017-18 squad won seven of its last nine games, to finish fourth in the Atlantic 10 and reach the conference semifinals
- His 2015-16 team compiled a 28-8 record for the second-most victories for a Hawk team, won its second Atlantic 10 title in three seasons and advanced to the NCAA Second Round for the first time since 2004
- Four of his players have been named the Atlantic 10 Player of the Year, with the most recent being DeAndre' Bemby in 2015-16
- In 2013-14, his veteran team turned in one of the more memorable seasons in school history, adding another A-10 Championship to his résumé as SJU went 24-10 and reached the NCAA Tournament for the sixth time under Martelli, falling to eventual national champion Connecticut in overtime
- Seven players have reached the NBA, including first round draft picks DeAndre' Bemby (2016), Jameer Nelson (2004) and Delonte West (2004) and a second-round selection, Ahmad Nivins (2009). Dwayne Jones and Ronald Roberts, Jr. had NBA stints while undrafted free agent Langston Galloway earned All-Rookie Second Team honors with the New York Knicks in 2015. Galloway (Detroit) and Bemby (Atlanta) are currently playing in the NBA
- In 2003-04, he guided a squad that became the most compelling story in college basketball - the Hawks went undefeated in the regular season, were the top-ranked team in the nation and earned the school's first-ever number-one seed in the NCAA Tournament, advancing to the Elite Eight
- Joined with Jameer Nelson to sweep the National Coach and Player of the Year awards in 2004, marking one of the few times in history that the top player and coach were from the same school
- Current member of the NCAA Division I Basketball Oversight Committee; previously served the game as a Past President of the NABC's Board of Directors, and the NCAA Division I Men's Basketball Ethics Coalition
- Is very involved with Coaches vs. Cancer, is the past chair of the National Council, and the co-chair of the Philadelphia chapter, which is one of the largest fundraising groups in this effort in the nation
- Was the co-recipient of the Circle of Honor Award given by the American Cancer Society in 2017, honored along with Temple's Fran Dunphy
- Has spent a total of 34 years with the Hawks' program, serving as an assistant coach for 10 years prior to attaining the top job in July, 1995

MARTELLI YEAR-BY-YEAR

YEAR	OVERALL		A-10		POSTSEASON
	W	L	W	L	
1995-96	19	13	9	7	NIT Runner-up
1996-97	26	7	13	3*	NCAA Sweet 16
1997-98	11	17	3	13	
1998-99	12	18	5	11	
1999-00	13	16	7	9	
2000-01	26	7	14	2	NCAA 2nd Round
2001-02	19	12	12	4	NIT 2nd Round
2002-03	23	7	12	4	NCAA 1st Round
2003-04	30	2	16	0	NCAA Elite Eight
2004-05	24	12	14	2	NIT Runner-up
2005-06	19	14	9	7	NIT 2nd Round
2006-07	18	14	9	7	
2007-08	21	13	9	7	NCAA 1st Round
2008-09	17	15	9	7	
2009-10	11	20	5	11	
2010-11	11	22	4	12	
2011-12	20	14	9	7	NIT 1st Round
2012-13	18	14	8	8	NIT 1st Round
2013-14	24	10	11	5*	NCAA 1st Round
2014-15	13	18	7	11	
2015-16	28	8	13	5*	NCAA 2nd Round
2016-17	11	20	4	14	
2017-18	16	16	10	8	
2018-19	7	8	0	3	
Totals	437	317	212	167	6 NCAA, 6 NIT

THE MARTELLI FILE

Career Record: 437-317 (24 years)

Atlantic 10 Record: 212-167

Postseason Record: 18-13 (overall); 7-7 (NCAA Tournament)

Birthdate: August 31, 1954

Hometown: Media, Pa.

Education: Widener University, 1976

Playing Career: Widener University, 1972-76

College Coaching Career: Head Coach, Saint Joseph's University, July 20, 1995 to present; Assistant Coach, Saint Joseph's, 1985-86 to 1994-95

Family: Wife, Judy; children - Phil, Jr., Jimmy, Elizabeth; grandchildren Philip Stephen, Marra, Avery, Brynley, Madalyn, Nolan, Callan, Nathan, and Griffin

Honors: 2004 Consensus National Coach of the Year; Atlantic 10 Coach of the Year (2005, 2004, 2001, 1997); USBWA District Coach of the Year (2004, 1997); Philadelphia Big 5 Coach of the Year (2016, 2004, 1997, 1996); Honorary Doctorates - Widener University 2004, Cabrini College 2006, Immaculata University 2010

MARTELLI VS....

Duquesne	20-6
Davidson	2-4
Saint Louis	3-11

THE HAWK

One of the most famous mascots in college sports, the Saint Joseph's Hawk is in its 63rd year in 2018-19.

The Hawk is best known for staying in constant motion by flapping its wings throughout every basketball game and representing the Saint Joseph's motto, "The Hawk Will Never Die."

The idea for the Hawk as a mascot was originated by Jim Brennan during the 1954-55 season. Brennan, an ex-Marine and SJU cheerleader, at first wanted to secure an actual hawk, but later switched to the costume idea. The student government raised the 120 dollars needed to buy the initial costume, which Brennan donned for three years. He made his debut as the Hawk on January 4, 1956, a 69-56 win over La Salle at the Palestra. The Hawk has not missed a men's basketball game since that first season.

In addition to the constant flapping, the Hawk is also recognized by its "flying" in figure eights around the court during timeouts. The constant motion, coupled with the scrappy play of the University's athletic teams, helped to spawn the school's familiar slogan "The Hawk Will Never Die!" A few years ago, ESPN used a "flap-o-meter" on the national telecast of a Saint Joseph's game to estimate that the Hawk flaps its wings 3,500 times during a regulation game.

The Hawk is unique because it is one of the few mascots in the nation that travels to every game, and the student who holds the position gains a tuition scholarship. The student, who is selected through an interview process during the previous spring semester, also serves as a team manager for the men's basketball team and travels with the squad.

Domenic Godshall is serving as the Saint Joseph's University Hawk mascot for the 2018-19 season, becoming the 39th student to represent the University in this role. He is a senior sports marketing major from Lititz, Pa.



ON THE AIR

TV/VIDEO: Saint Joseph's fans will be able to watch all 31 men's basketball regular-season games either on television or through digital media. A total of 21 Hawks' games this season will be televised nationally while 10 will be streamed digitally. Nine games will appear on the subscription-based ESPN+.

RADIO: All 31 Saint Joseph's men's basketball regular-season games will be broadcast on radio, with Talk Radio 1210 WPHT airing the majority of games. It marks the second consecutive year of a partnership with the station. The Saint Joseph's Sports Network team of Matt Martucci and Lunardi will return for their 10th season together, with Lunardi marking his 29th year as the Hawks' color analyst. Also calling play-by-play on selected games for the second straight year is Pat McCarthy. (Schedule on pg. 2)

INTERNET: Information for Saint Joseph's basketball is found at SJU's athletics website, www.SJUHawks.com with statistics, updated game notes, and live in-game statistics for all Hawk home games, and selected road games. Through Hawks All-Access, fans can follow every home game through audio streaming, along with video features and highlights.

PHIL MARTELLI'S HAWKTALK RADIO SHOW: Phil Martelli's "HawkTalk" Radio Show takes place on Monday's from 7 to 8 p.m. beginning on January 7, and through March 11 (exception Jan. 28) with the broadcast live from JD McGillicuddy's in Havertown, Pa. Live streaming audio is on SJUHawks.com while the show will also be podcast on Talk Radio 1210's website for listening anytime.



SAINT JOSEPH'S UNIVERSITY

The corporate title of "Saint" Joseph's University, which has been in place since Saint Joseph's was granted university status by the Commonwealth of Pennsylvania in 1979, is the public title of the institution for all aspects of its operations.

Official reference: Saint Joseph's University
Saint Joseph's

Acceptable in headlines or informal references:

Saint Joseph's
SJU
St. Joe's



UNACCEPTABLE: St. Joseph's

2019 Atlantic 10 Championship

March 13-17

Barclays Center • Brooklyn, N.Y.



FIRST ROUND – Wednesday, March 13

Game 1: No. 12 Seed vs. No. 13 Seed, 1 p.m.
Game 2: No. 11 Seed vs. No. 14 Seed, 3:30 p.m.

SECOND ROUND – Thursday, March 14

NBCSN
Game 3: No. 8 Seed vs. No. 9 Seed, Noon
Game 4: No. 5 Seed vs. Winner Game 1, 2:30 p.m.
Game 5: No. 7 Seed vs. No. 10 Seed, 6 p.m.
Game 6: No. 6 Seed vs. Winner Game 2, 8:30 p.m.

QUARTERFINALS – Friday, March 15

NBCSN
Game 7: No. 1 Seed vs. Winner Game 3, Noon
Game 8: No. 4 Seed vs. Winner Game 4, 2:30 p.m.
Game 9: No. 2 Seed vs. Winner Game 5, 6 p.m.
Game 10: No. 3 Seed vs. Winner Game 6, 8:30 p.m.

SEMIFINALS – Saturday, March 16

CBSSN
Game 11: Winner Game 7 vs. Winner Game 8, 1:00 p.m.
Game 12: Winner Game 9 vs. Winner Game 10, 3:30 p.m.

FINAL – Sunday, March 17

CBS
Game 13: Winner Game 11 vs. Winner Game 12, TBA

Atlantic10.com
@A10MBB

For articles on the Hawks, go to
"Hawks in the News" on SJUHawks.com
<https://tinyurl.com/SJUHawksClippings19>

Media Guide Online at SJUHawks.com
<https://tinyurl.com/SJUMediaGuide19>

CAREER HIGHS

#2 CHARLIE BROWN

PTS: 37 at William and Mary
REB: 9 vs. Penn (1/21/17)
FGM: 11 at William and Mary
FGA: 23 vs. George Washington (1/6/19)
3FGM: 6 vs. Fordham (2/4/17)
3FGA: 11 (2x) last at Dayton (2/7/17)
FTM: 11 at William and Mary
FTA: 14 at William and Mary
AST: 3 vs. Lafayette (12/22/16)
BLK: 2 (8x) last vs. Wagner (12/29/18)
STL: 3 (3x) last vs. Wake Forest (11/15/18)
TO: 3 (8x) last vs. George Mason (1/3/19)
MIN: 46 vs. Fordham (2/4/17)

#3 JARED BYNUM

PTS: 23 vs. Temple (12/1/18)
REB: 9 at #21 Villanova (12/8/18)
FGM: 7 (2x) last at Princeton (12/5/18)
FGA: 13 at Princeton (12/5/18)
3FGM: 4 vs. #13 West Virginia
3FGA: 6 (2x) last at Princeton (12/5/18)
FTM: 9 vs. Illinois-Chicago (11/28/18)
FTA: 10 vs. #13 West Virginia
AST: 6 at Princeton (12/5/18)
BLK: 1 (2x) last vs. Loyola Chicago (12/22/18)
STL: 4 vs. Wake Forest (11/15/18)
TO: 3 (2x) last at St. Bonaventure (1/9/19)
MIN: 39 at Princeton (12/5/18)

#15 CHRIS CLOVER

PTS: 21 (3x) last vs. George Mason (2/21/18)
REB: 9 at Temple (12/9/17)
FGM: 8 (3x) last vs. George Mason (2/21/18)
FGA: 18 at Duquesne (3/4/17)
3FGM: 4 (3x) last vs. Bucknell (11/29/17)
3FGA: 7 (2x) last at Temple (12/9/17)
FTM: 8 at Duquesne (3/4/17)
FTA: 8 at Duquesne (3/4/17)
AST: 5 vs. La Salle (1/28/17)
BLK: 1 (2x) last vs. Wagner (12/29/18)
STL: 4 vs. Sacramento State (11/26/17)
TO: 3 (4x) last vs. George Mason (2/21/18)
MIN: 40 at Duquesne (3/4/17)

#21 LORENZO EDWARDS

PTS: 11 vs. Monmouth (11/12/18)
REB: 9 vs. Sacramento St. (11/26/17)
FGM: 5 vs. Monmouth (11/12/18)
FGA: 9 vs. Sacramento St. (11/26/17)
3FGM: 2 (2x) last at La Salle (2/3/18)
3FGA: 6 vs. Sacramento St. (11/26/17)
FTM: 4 vs. Harvard (11/24/17)
FTA: 4 vs. Harvard (11/24/17)
AST: 1 (4x) last vs. George Mason (1/3/19)
BLK: 4 vs. George Mason (1/3/19)
STL: 2 (2x) last vs. Wagner (12/29/18)
TO: 2 vs. Wagner (12/29/18)
MIN: 22 vs. Villanova (12/2/17)

#11 TOLIVER FREEMAN

PTS: ---
REB: 2 vs. Lafayette (12/22/17)
FGM: ---
FGA: 2 vs. Lafayette (12/22/17)
3FGM: ---
3FGA: 1 (2x) last at St. Bonaventure (1/9/19)
FTM: ---
FTA: ---
AST: ---
BLK: ---
STL: ---
TO: 1 at Fordham (2/14/18)
MIN: 3 vs. Lafayette (12/22/17)

#33 TAYLOR FUNK

PTS: 23 vs. Princeton (11/18/17)
REB: 13 (2x) last vs. Temple (12/1/18)
FGM: 9 at Illinois-Chicago (11/13/17)
FGA: 17 vs. St. John's (12/20/17)
3FGM: 6 vs. Wake Forest (11/15/18)
3FGA: 15 vs. St. John's (12/20/17)
FTM: 6 vs. Massachusetts (2/10/18)
FTA: 7 vs. Massachusetts (2/10/18)
AST: 7 at William and Mary
BLK: 2 (3x) last vs. Massachusetts (2/10/18)
STL: 4 vs. UCF (11/16/18)
TO: 4 at Temple (12/9/17)
MIN: 37 vs. Temple (12/1/18)

#10 TROY HOLSTON

PTS: 3 at Princeton (12/5/18)
REB: 1 (2x) last vs. Temple (12/1/18)
FGM: 1 (3x) last at #21 Villanova (12/8/18)
FGA: 4 at #21 Villanova (12/8/18)
3FGM: 1 at Princeton (12/5/18)
3FGA: 2 (3x) last at #21 Villanova (12/8/18)
FTM: ---
FTA: 1 at #21 Villanova (12/8/18)
AST: 1 at William and Mary
BLK: ---
STL: ---
TO: 1 (3x) last vs. Wagner (12/29/18)
MIN: 10 at #21 Villanova (12/8/18)

#0 LAMARR KIMBLE

PTS: 31 (2x) last vs. Illinois-Chicago (11/28/18)
REB: 9 at Fordham (1/7/17)
FGM: 10 (2x) last vs. #13 West Virginia
FGA: 21 vs. Illinois-Chicago (11/28/18)
3FGM: 5 vs. Loyola Chicago (11/18/16)
3FGA: 11 at #21 Villanova (12/8/18)
FTM: 9 (3x) last vs. Illinois-Chicago (11/28/18)
FTA: 11 vs. Penn (1/21/17)
AST: 10 at Dayton (2/7/17)
BLK: 1 (7x) last vs. Wake Forest (11/15/18)
STL: 3 (2x) last at #21 Villanova (12/8/18)
TO: 9 at Massachusetts (1/18/17)
MIN: 50 vs. Fordham (2/4/17)

#23 MARKELL LODGE

PTS: 11 at Massachusetts (1/18/17)
REB: 10 at Villanova (12/3/16)
FGM: 5 (4x) last vs. St. Bonaventure (2/22/17)
FGA: 7 at Rhode Island (1/3/17)
3FGM: --
3FGA: --
FTM: 4 vs. Ole Miss (11/20/16)
FTA: 5 (2x) last vs. Fordham (2/4/17)
AST: 1 at Massachusetts (1/18/17)
BLK: 4 vs. St. Bonaventure (2/22/17)
STL: 2 at George Washington (12/30/17)
TO: 1 (12x) last at Davidson (2/6/18)
MIN: 36 vs. Fordham (2/4/17)

#12 ANTHONY LONGPRE'

PTS: 13 vs. Rhode Island (3/10/18)
REB: 11 vs. George Washington (1/6/19)
FGM: 5 vs. Rhode Island (3/10/18)
FGA: 9 (2x) last vs. Rhode Island (3/10/18)
3FGM: 3 (3x) last vs. George Mason (1/3/19)
3FGA: 7 vs. George Mason (1/3/19)
FTM: 3 (2x) last at Rhode Island (2/27/17)
FTA: 4 (4x) last at Rhode Island (2/27/17)
AST: 7 at Massachusetts (1/14/18)
BLK: 2 (4x) last vs. George Washington (1/6/19)
STL: 3 vs. George Washington (1/6/19)
TO: 3 (3x) last at Princeton (12/5/18)
MIN: 31 at Massachusetts (1/14/18)

#20 MIKE MUGGEO

PTS: ---
REB: ---
FGM: ---
FGA: ---
3FGM: ---
3FGA: ---
FTM: ---
FTA: ---
AST: ---
BLK: ---
STL: 1 vs. Wake Forest (11/15/18)
TO: ---
MIN: 1 (2x) last at St. Bonaventure (1/9/19)

#24 PIERFRANCESCO OLIVA

PTS: 22 vs. Fordham (1/20/18)
REB: 18 vs. St. John's (12/20/17)
FGM: 9 vs. Fordham (1/20/18)
FGA: 16 vs. Fordham (1/20/18)
3FGM: 3 (2x) last vs. Fordham (1/20/18)
3FGA: 7 vs. Fordham (1/20/18)
FTM: 4 (5x) last vs. Old Dominion (11/9/18)
FTA: 8 vs. Washington St (11/23/17)
AST: 8 vs. St. Bonaventure (1/6/18)
BLK: 3 (2x) vs. Old Dominion (11/22/15)
STL: 3 (2x) last vs. Wake Forest (11/15/18)
TO: 5 (2x) last at La Salle (2/3/18)
MIN: 38 at Illinois-Chicago (11/13/17)

#5 GREG SMITH

PTS: ---
REB: ---
FGM: ---
FGA: ---
3FGM: ---
3FGA: ---
FTM: ---
FTA: ---
AST: ---
BLK: ---
STL: ---
TO: ---
MIN: ---

SEASON HIGHS

#2 CHARLIE BROWN

PTS: 37 at William and Mary
REB: 7 vs. Wagner (12/29/18)
FGM: 11 at William and Mary
FGA: 23 vs. George Washington (1/6/19)
3FGM: 4 (5x) last at William and Mary
3FGA: 8 (2x) last vs. UCF (11/16/18)
FTM: 11 at William and Mary
FTA: 14 at William and Mary
AST: 2 (2x) last vs. Temple (12/1/18)
BLK: 2 (3x) last vs. Wagner (12/29/18)
STL: 3 vs. Wake Forest (11/15/18)
TO: 3 (4x) last vs. George Mason (1/3/19)
MIN: 38 vs. George Washington (1/6/19)

#3 JARED BYNUM

PTS: 23 vs. Temple (12/1/18)
REB: 9 at #21 Villanova (12/8/18)
FGM: 7 (2x) last at Princeton (12/5/18)
FGA: 13 at Princeton (12/5/18)
3FGM: 4 vs. #13 West Virginia
3FGA: 6 (2x) last at Princeton (12/5/18)
FTM: 9 vs. Illinois-Chicago (11/28/18)
FTA: 10 vs. #13 West Virginia
AST: 6 at Princeton (12/5/18)
BLK: 1 (2x) last vs. Loyola Chicago (12/22/18)
STL: 4 vs. Wake Forest (11/15/18)
TO: 3 (2x) last at St. Bonaventure (1/9/19)
MIN: 39 at Princeton (12/5/18)

#15 CHRIS CLOVER

PTS: 9 vs. Wagner (12/29/18)
REB: 6 at #21 Villanova (12/8/18)
FGM: 3 vs. Wagner (12/29/18)
FGA: 7 at St. Bonaventure (1/9/19)
3FGM: 2 vs. Wake Forest (11/15/18)
3FGA: 4 at St. Bonaventure (1/9/19)
FTM: 4 at Princeton (12/5/18)
FTA: 4 (4x) last at St. Bonaventure (1/9/19)
AST: 2 vs. Old Dominion (11/9/18)
BLK: 1 vs. Wagner (12/29/18)
STL: 1 (3x) last at #21 Villanova (12/8/18)
TO: 2 (3x) last at St. Bonaventure (1/9/19)
MIN: 34 at #21 Villanova (12/8/18)

#21 LORENZO EDWARDS

PTS: 11 vs. Monmouth (11/12/18)
REB: 4 at #21 Villanova (12/8/18)
FGM: 5 vs. Monmouth (11/12/18)
FGA: 7 vs. Monmouth (11/12/18)
3FGM: 1 (2x) last at #21 Villanova (12/8/18)
3FGA: 3 (2x) last vs. George Mason (1/3/19)
FTM: ---
FTA: 1 vs. Monmouth (11/12/18)
AST: 1 (3x) last vs. George Mason (1/3/19)
BLK: 4 vs. George Mason (1/3/19)
STL: 2 vs. Wagner (12/29/18)
TO: 2 vs. Wagner (12/29/18)
MIN: 18 at #21 Villanova (12/8/18)

#11 TOLIVER FREEMAN

PTS: ---
REB: ---
FGM: ---
FGA: 1 (2x) last at St. Bonaventure (1/9/19)
3FGM: ---
3FGA: 1 at St. Bonaventure (1/9/19)
FTM: ---
FTA: ---
AST: ---
BLK: ---
STL: ---
TO: ---
MIN: 1 (3x) last at St. Bonaventure (1/9/19)

#33 TAYLOR FUNK

PTS: 20 vs. Wake Forest (11/15/18)
REB: 13 vs. Temple (12/1/18)
FGM: 7 (2x) last at Princeton (12/5/18)
FGA: 12 (2x) last at #21 Villanova (12/8/18)
3FGM: 6 vs. Wake Forest (11/15/18)
3FGA: 7 (2x) last vs. Temple (12/1/18)
FTM: 2 (3x) last vs. George Washington (1/6/19)
FTA: 4 vs. #13 West Virginia
AST: 7 at William and Mary
BLK: 1 (5x) last vs. Wagner (12/29/18)
STL: 4 vs. UCF (11/16/18)
TO: 2 (3x) last vs. George Washington (1/6/19)
MIN: 37 vs. Temple (12/1/18)

#10 TROY HOLSTON

PTS: 3 at Princeton (12/5/18)
REB: 1 (2x) last vs. Temple (12/1/18)
FGM: 1 (3x) last at #21 Villanova (12/8/18)
FGA: 4 at #21 Villanova (12/8/18)
3FGM: 1 at Princeton (12/5/18)
3FGA: 2 (3x) last at #21 Villanova (12/8/18)
FTM: ---
FTA: 1 at #21 Villanova (12/8/18)
AST: 1 at William and Mary
BLK: ---
STL: ---
TO: 1 (3x) last vs. Wagner (12/29/18)
MIN: 10 at #21 Villanova (12/8/18)

#0 LAMARR KIMBLE

PTS: 31 (2x) last vs. Illinois-Chicago (11/28/18)
REB: 7 vs. Wake Forest (11/15/18)
FGM: 10 vs. #13 West Virginia
FGA: 21 vs. Illinois-Chicago (11/28/18)
3FGM: 4 (2x) last at St. Bonaventure (1/9/19)
3FGA: 11 at #21 Villanova (12/8/18)
FTM: 9 (2x) last vs. Illinois-Chicago (11/28/18)
FTA: 10 (3x) last vs. Illinois-Chicago (11/28/18)
AST: 5 vs. Wake Forest (11/15/18)
BLK: 1 vs. Wake Forest (11/15/18)
STL: 3 at #21 Villanova (12/8/18)
TO: 5 vs. UCF (11/16/18)
MIN: 40 at #21 Villanova (12/8/18)

#23 MARKELL LODGE

PTS: 9 at Princeton (12/5/18)
REB: 6 vs. Loyola Chicago (12/22/18)
FGM: 4 at Princeton (12/5/18)
FGA: 5 at Princeton (12/5/18)
3FGM: ---
3FGA: ---
FTM: 3 at #21 Villanova (12/8/18)
FTA: 5 at #21 Villanova (12/8/18)
AST: ---
BLK: 3 (2x) last vs. George Mason (1/3/19)
STL: 1 (3x) last vs. Temple (12/1/18)
TO: ---
MIN: 19 vs. Loyola Chicago (12/22/18)

#12 ANTHONY LONGPRE'

PTS: 10 vs. George Mason (1/3/19)
REB: 11 vs. George Washington (1/6/19)
FGM: 3 (3x) last vs. George Washington (1/6/19)
FGA: 8 (2x) last vs. George Washington (1/6/19)
3FGM: 3 vs. George Mason (1/3/19)
3FGA: 7 vs. George Mason (1/3/19)
FTM: 2 (4x) last vs. George Washington (1/6/19)
FTA: 2 (9x) last vs. George Washington (1/6/19)
AST: 2 (2x) last at St. Bonaventure (1/9/19)
BLK: 2 (2x) last vs. George Washington (1/6/19)
STL: 3 vs. George Washington (1/6/19)
TO: 3 at Princeton (12/5/18)
MIN: 25 (2x) last at St. Bonaventure (1/9/19)

#20 MIKE MUGGEO

PTS: ---
REB: ---
FGM: ---
FGA: ---
3FGM: ---
3FGA: ---
FTM: ---
FTA: ---
AST: ---
BLK: ---
STL: 1 vs. Wake Forest (11/15/18)
TO: ---
MIN: 1 (2x) last at St. Bonaventure (1/9/19)

#24 PIERFRANCESCO OLIVA

PTS: 17 vs. Old Dominion (11/9/18)
REB: 14 vs. Old Dominion (11/9/18)
FGM: 6 vs. Old Dominion (11/9/18)
FGA: 9 vs. Old Dominion (11/9/18)
3FGM: 1 vs. Old Dominion (11/9/18)
3FGA: 2 vs. George Washington (1/6/19)
FTM: 5 vs. Illinois-Chicago (11/28/18)
FTA: 6 vs. Illinois-Chicago (11/28/18)
AST: 5 (3x) last vs. #13 West Virginia
BLK: 2 vs. Illinois-Chicago (11/28/18)
STL: 3 (2x) last vs. Illinois-Chicago (11/28/18)
TO: 4 vs. Loyola Chicago (12/22/18)
MIN: 31 vs. Old Dominion (11/9/18)

#5 GREG SMITH

PTS: ---
REB: ---
FGM: ---
FGA: ---
3FGM: ---
3FGA: ---
FTM: ---
FTA: ---
AST: ---
BLK: ---
STL: ---
TO: ---
MIN: ---

2018-19 SAINT JOSEPH'S BASKETBALL • 15

BOXSCORES

Game 1: November 9, 2018 - Hagan Arena
SJU 79 - Old Dominion 64

Game 3: November 15, 2018 - HTC Center - Conway, S.C.
SJU 89 - Wake Forest 69

Old Dominion 1-1. Box score for Game 1 showing player stats for Old Dominion and totals.

Saint Joseph's 3-0. Box score for Game 3 showing player stats for Saint Joseph's and totals.

Saint Joseph's 1-0. Box score for Game 1 showing player stats for Saint Joseph's and totals.

Wake Forest 1-1. Box score for Game 3 showing player stats for Wake Forest and totals.

Officials: Rick Crawford, Jeb Hartness, Chance Moore
Technical fouls: Old Dominion-None. Saint Joseph's-None.
Attendance: 4,084

Score by Periods table for Game 1.

Score by Periods table for Game 3.

Officials: Ron Groover, Patrick Adams, Craig Murley
Attendance: 1,713

Game 2: November 12, 2018 - Hagan Arena
SJU 78 - Monmouth 63

Game 4: November 16, 2018 - HTC Center - Conway, S.C.
UCF 77 - SJU 57

Monmouth 0-3. Box score for Game 2 showing player stats for Monmouth and totals.

Saint Joseph's 3-1. Box score for Game 4 showing player stats for Saint Joseph's and totals.

TOTAL FG% 1st Half: 9-28 32.1% 2nd Half: 17-26 65.4% Game: 48.1% DEADBALL
3-Pt. FG% 1st Half: 2-12 16.7% 2nd Half: 2-6 33.3% Game: 22.2% REBOUNDS
F Throw % 1st Half: 3-6 50.0% 2nd Half: 4-8 50.0% Game: 50.0%

TOTAL FG% 1st Half: 11-30 36.7% 2nd Half: 10-25 40.0% Game: 38.2% DEADBALL
3-Pt. FG% 1st Half: 8-17 47.1% 2nd Half: 1-8 12.5% Game: 36.0% REBOUNDS
F Throw % 1st Half: 0-2 0.0% 2nd Half: 6-11 54.5% Game: 46.2%

Saint Joseph's 2-0. Box score for Game 2 showing player stats for Saint Joseph's and totals.

UCF 3-1. Box score for Game 4 showing player stats for UCF and totals.

Officials: Brian O'Connell, Wally Rutecki, Earl Walton
Technical fouls: Monmouth-None. Saint Joseph's-None.
Attendance: 2,494

Score by Periods table for Game 2.

TOTAL FG% 1st Half: 17-33 51.5% 2nd Half: 15-25 60.0% Game: 55.2% DEADBALL
3-Pt. FG% 1st Half: 6-13 46.2% 2nd Half: 4-8 50.0% Game: 47.6% REBOUNDS
F Throw % 1st Half: 0-0 0.0% 2nd Half: 3-4 75.0% Game: 75.0%

Officials: Lee Cassell, Kelly Self, Mike Roberts
Attendance: 1,050

Score by Periods table for Game 4.

BOXSCORES

Game 5: November 18, 2018 - HTC Center - Conway, S.C. rv/#13 West Virginia 97 - SJU 90

Saint Joseph's 3-2

##	Player	tot-fg		3-pt		rebounds						pf	tp	a	to	blk	s	min
		fg	fga	fg	fga	ft	fta	of	de	tot	pf							
02	Charlie Brown	f	6	9	4	4	2	2	0	3	3	5	18	1	2	1	0	24
12	Anthony Longpre	f	1	3	1	1	0	0	1	2	3	3	3	1	0	1	1	23
33	Taylor Funk	f	6	11	2	5	2	4	1	2	3	4	16	2	1	0	0	32
00	Lamarr Kimble	g	10	19	2	8	9	10	1	4	5	1	31	2	0	0	0	37
03	Jared Bynum	g	4	12	4	6	4	10	1	5	6	3	16	2	0	0	3	37
15	Chris Clover	g	0	1	0	0	0	0	1	0	1	0	0	0	0	0	7	
21	Lorenzo Edwards	g	1	1	0	0	0	0	0	2	2	5	2	0	0	0	19	
23	Markell Lodge	g	0	0	0	0	0	0	0	0	0	0	0	0	0	0	1	
24	Pierfrancesco Oliva	g	2	4	0	1	0	2	0	3	3	4	4	5	3	0	0	29
TEAM										2	1	3						
Totals.....			30	60	13	25	17	28	7	22	29	25	90	13	7	2	5	200

TOTAL FG% 1st Half: 18-34 52.9% 2nd Half: 12-26 46.2% Game: 50.0% DEADBALL
 3-Pt. FG% 1st Half: 8-14 57.1% 2nd Half: 5-11 45.5% Game: 52.0% REBOUNDS
 F Throw % 1st Half: 5-11 45.5% 2nd Half: 12-17 70.6% Game: 60.7% 4

West Virginia 2-2

##	Player	tot-fg		3-pt		rebounds						pf	tp	a	to	blk	s	min
		fg	fga	fg	fga	ft	fta	of	de	tot	pf							
21	Wesley Harris	f	3	8	3	6	4	6	0	2	2	1	13	3	2	1	0	34
23	Esa Ahmad	f	3	7	1	2	5	6	3	3	6	2	12	3	2	1	1	25
50	Sagaba Konate	f	5	12	0	0	5	6	2	7	9	5	15	4	2	1	1	28
10	Jermaine Haley	g	1	1	0	0	0	0	0	1	1	2	2	1	1	0	0	15
14	Chase Harler	g	2	5	2	5	3	3	0	1	1	3	9	1	0	1	0	21
02	Brandon Knapper	g	2	4	1	3	4	6	1	4	5	2	9	5	1	0	0	24
05	Jordan McCabe	g	1	2	1	1	0	0	1	1	2	0	3	0	1	0	0	7
11	Ermitt Matthews Jr.	g	2	4	0	1	1	1	1	2	0	5	0	0	0	0	1	12
12	Andrew Gordon	g	1	1	0	0	0	1	1	2	3	0	2	0	0	0	0	8
15	Lamont West	g	8	12	7	11	4	4	0	3	3	4	27	2	1	0	0	25
31	Logan Routt	g	0	0	0	0	0	0	0	0	0	0	0	0	1	0	0	2
TEAM										5	5							
Totals.....			28	56	15	29	26	33	9	30	39	19	97	19	12	4	3	200

TOTAL FG% 1st Half: 16-27 59.3% 2nd Half: 12-29 41.4% Game: 50.0% DEADBALL
 3-Pt. FG% 1st Half: 9-14 64.3% 2nd Half: 6-15 40.0% Game: 51.7% REBOUNDS
 F Throw % 1st Half: 10-14 71.4% 2nd Half: 16-19 84.2% Game: 78.8% 4

Officials: Barry Mathis, Lee Cassell, Les Jones

Technical fouls: Saint Joseph's-None. West Virginia-None.
Attendance: 3,094

Score by Periods	1st	2nd	Total
Saint Joseph's	49	41	90
West Virginia	51	46	97

Game 6: November 24, 2018 - Kaplan Arena - Williamsburg, Va. William & Mary 87 - SJU 85

Saint Joseph's 3-3

##	Player	tot-fg		3-pt		rebounds						pf	tp	a	to	blk	s	min
		fg	fga	fg	fga	ft	fta	of	de	tot	pf							
02	Charlie Brown	f	11	17	4	7	11	14	1	4	5	3	37	0	3	0	2	37
12	Anthony Longpre	f	2	5	1	3	2	2	0	2	2	3	7	0	0	0	0	21
33	Taylor Funk	f	2	8	0	5	1	3	1	3	4	2	5	7	1	0	2	32
00	Lamarr Kimble	g	6	12	3	4	3	3	0	2	2	2	18	1	2	0	1	32
03	Jared Bynum	g	4	7	2	3	2	2	0	3	3	1	12	5	1	0	3	36
10	Troy Holston	g	2	2	0	1	0	0	0	1	1	2	0	1	0	0	4	
15	Chris Clover	g	0	2	0	1	1	2	0	1	1	1	0	0	1	0	0	11
21	Lorenzo Edwards	g	0	0	0	0	0	0	0	0	0	0	0	0	0	0	1	3
24	Pierfrancesco Oliva	g	2	4	0	1	1	2	3	9	12	2	5	1	1	0	0	24
TEAM																		
Totals.....			27	57	10	25	21	28	5	25	30	16	85	15	9	0	9	200

TOTAL FG% 1st Half: 17-35 48.6% 2nd Half: 10-22 45.5% Game: 47.4% DEADBALL
 3-Pt. FG% 1st Half: 6-15 40.0% 2nd Half: 4-10 40.0% Game: 40.0% REBOUNDS
 F Throw % 1st Half: 9-10 90.0% 2nd Half: 12-18 66.7% Game: 75.0% 4

William & Mary 2-4

##	Player	tot-fg		3-pt		rebounds						pf	tp	a	to	blk	s	min
		fg	fga	fg	fga	ft	fta	of	de	tot	pf							
13	Nathan Knight	f	8	12	0	4	5	5	0	4	4	4	21	2	2	0	0	21
23	Justin Pierce	f	7	12	1	4	5	11	3	9	12	3	20	3	2	0	0	37
02	Matt Milon	g	1	5	1	4	0	0	0	0	0	0	3	1	3	0	0	16
11	L.J. Owens	g	5	7	2	3	0	0	0	1	1	1	12	3	1	0	1	30
12	Luke Loewe	g	0	1	0	1	0	0	0	1	1	1	0	2	1	0	0	13
00	Jihar Williams	g	0	0	0	0	0	0	0	0	0	0	0	0	0	0	0	3
01	Thornton Scott	g	3	4	2	3	1	2	0	2	2	2	9	4	2	1	1	27
15	Chase Audige	g	7	10	5	7	1	2	1	3	4	4	20	2	1	2	3	31
21	Quinn Blair	g	0	0	0	0	0	0	0	2	2	0	0	2	1	0	0	5
22	Paul Rowley	g	1	3	0	2	0	0	0	4	4	3	2	3	1	0	1	10
24	Mehkel Harvey	g	0	2	0	0	0	0	1	1	2	2	0	0	0	0	0	7
TEAM										1	1							
Totals.....			32	56	11	24	12	20	5	28	33	20	87	22	14	3	6	200

TOTAL FG% 1st Half: 11-25 44.0% 2nd Half: 21-31 67.7% Game: 57.1% DEADBALL
 3-Pt. FG% 1st Half: 4-12 33.3% 2nd Half: 7-12 58.3% Game: 45.8% REBOUNDS
 F Throw % 1st Half: 9-17 52.9% 2nd Half: 3-3 100% Game: 60.0% 2

Officials: Evon Burroughs, Justin Porterfield, Jerry Heater
 Technical fouls: Saint Joseph's-None. William & Mary-Chase Audige.
Attendance: 2,878

Score by Periods	1st	2nd	Total
Saint Joseph's	49	36	85
William & Mary	35	52	87

Game 7: November 28, 2018 - Hagan Arena SJU 89 - UIC 75

UIC 3-4

##	Player	tot-fg		3-pt		rebounds						pf	tp	a	to	blk	s	min
		fg	fga	fg	fga	ft	fta	of	de	tot	pf							
13	Jordan Blount	f	6	12	1	4	1	1	1	4	5	4	14	1	3	0	0	25
35	T. Washington	f	2	6	2	5	1	2	2	1	3	1	7	0	1	1	0	19
01	Marcus Ottey	g	6	14	0	1	5	5	1	2	3	4	17	4	1	0	0	32
04	Tarkus Ferguson	g	8	16	5	12	2	2	0	10	10	3	23	5	3	3	0	38
25	Godwin Boahen	g	3	11	3	10	0	0	0	4	4	5	9	2	3	0	0	31
02	Michael Diggins	g	1	2	0	0	2	4	2	2	4	0	4	0	0	0	1	21
03	Jacob Wiley	g	0	0	0	0	1	2	2	1	3	3	1	0	1	0	0	8
20	Jamie Ahale	g	0	1	0	1	0	0	0	2	2	1	0	0	0	0	0	10
22	Rob Howard	g	0	4	0	2	0	0	0	2	2	5	0	0	0	0	0	16
TEAM										1	2	3						
Totals.....			26	66	11	35	12	16	9	28	37	26	75	12	13	4	6	200

TOTAL FG% 1st Half: 15-30 50.0% 2nd Half: 11-36 30.6% Game: 39.4% DEADBALL
 3-Pt. FG% 1st Half: 5-13 38.5% 2nd Half: 6-22 27.3% Game: 31.4% REBOUNDS
 F Throw % 1st Half: 5-7 71.4% 2nd Half: 7-9 77.8% Game: 75.0% 2

Saint Joseph's 4-3

##	Player	tot-fg		3-pt		rebounds						pf	tp	a	to	blk	s	min	
		fg	fga	fg	fga	ft	fta	of	de	tot	pf								tp
02	Charlie Brown	f	5	12	1	4	8	10	1	3	4	3	19	0	0	1	1	37	
12	Anthony Longpre	f	0	3	0	1	2	2	2	3	5	0	2	1	2	0	0	15	
33	Taylor Funk	f	3	5	2	4	1	2	2	6	8	2	9	2	1	1	0	22	
00	Lamarr Kimble	g	9	21	4	9	9	10	0	1	1	2	31	3	2	0	2	37	
03	Jared Bynum	g	4	7	0	2	9	9	0	4	4	2	17	2	0	0	0	35	
10	Troy Holston	g	0	3	0	2	0	0	0	0	0	0	0	0	0	0	0	3	
15	Chris Clover	g	0	1	0	0	2	2	0	2	2	1	2	0	0	0	0	9	
21	Lorenzo Edwards	g	0	2	0	2	0	0	0	1	1	1	0	1	1	0	0	6	
23	Markell Lodge	g	0	0	0	0	0	0	0	1	1	1	0	0	0	0	0	1	7
24	Pierfrancesco Oliva	g	2	6	0	0	0	5	6	3	10	13	2	9	1	2	3	29	
TEAM										1	1								
Totals.....			23	60	7	24	36	41	9	31	40	14	89	10	7	4	7	200	

TOTAL FG% 1st Half: 12-33 36.4



#10 TROY HOLSTON

Graduate Student • Guard • 6-4 • 194
Queens, N.Y.
Oldsmar Christian (Fla.)
Health Administration

Overall Stats: 0.7 ppg, 0.3 rpg, 0.1 apg
Atlantic 10 Stats: 0.0 ppg, 0.0 rpg, 0.0 apg

2018-19 Highlights:

- Scored two points in SJU debut in win over Wake Forest
- Had first SJU rebound and first SJU assist at William and Mary
- Pulled down a rebound against Temple
- Hit first SJU 3FG for season-high three points in win at Princeton
- Scored two points in season-high 10 minutes at #21 Villanova

HOLSTON FILE

- Graduate transfer from the University of South Florida (2014-18), where he received his bachelor's degree in interdisciplinary social sciences in May '18
- At USF, sat out 2017-18 season (underwent surgery for torn meniscus in Summer '17) and 2015-16 season (torn ACL following freshman year)... In 2016-17, played in 26 games (19 starts), averaging 9.7 ppg and topping USF in 3FG (54) for 13 double-figure games
- Has two years of remaining eligibility at SJU, which he chose for its winning tradition

2018-19 Game-by-Game

OPPONENT	MIN	FG-A	3PT-A	FT-A	OR	DR	TR	F	A	TO	BL	S	PT
Old Dominion													
Monmouth													
Wake Forest	4	1-1	0-0	0-0	0	0	0	2	0	1	0	0	2
UCF	5	0-1	0-1	0-0	0	0	0	0	0	1	0	0	0
#13 West Virginia													
William & Mary	4	0-2	0-1	0-0	0	1	1	2	1	0	0	0	0
Illinois-Chicago	3	0-3	0-2	0-0	0	0	0	0	0	0	0	0	0
Temple	4	0-1	0-0	0-0	0	1	1	0	0	0	0	0	0
Princeton	5	1-2	1-2	0-0	0	0	0	2	0	0	0	0	3
Villanova	10	1-4	0-2	0-1	0	0	0	1	0	0	0	0	2
Loyola-Chicago	2	0-1	0-1	0-0	0	1	1	0	0	0	0	0	0
Wagner	4	0-1	0-0	0-0	0	0	0	0	0	1	0	0	0
George Mason													
George Washington													
St. Bonaventure	1	0-0	0-0	0-0	0	0	0	0	0	0	0	0	0
Duquesne													
Davidson													
Saint Louis													
Richmond													
Penn													
Dayton													
UMass													
La Salle													
Saint Louis													
St. Bonaventure													
Davidson													
UMass													
Fordham													
La Salle													
Rhode Island													
VCU													

* Denotes game started



#15 CHRIS CLOVER

Senior • Guard • 6-3 • 217
Philadelphia, Pa.
St. Joseph's Prep
Business Administration

Overall Stats: 3.5 ppg, 2.1 rpg, 0.3 apg
Atlantic 10 Stats: 4.0 ppg, 2.0 rpg, 0.0 apg

2018-19 Highlights:

- Hit for six points in win over Wake Forest
- Scored three points and added a rebound against Temple
- Had eight points in 23 minutes in win at Princeton
- Pulled down season-high six rebounds in season-high 34 minutes in first start of season, at #21 Villanova
- Had five points in win over Loyola-Chicago
- Hit for season-high nine points and added five rebounds in win over Wagner
- Made back-to-back starts vs. George Washington and at St. Bonaventure

CLOVER FILE

- Played in a career-high 32 games with a personal best 28 starts in 2017-18
- Has scored a career-high 21 points three times, against La Salle and VCU as a sophomore and vs. George Mason as a junior
- Chose to play for SJU because it's close to home, his family could come to his games, and he loved the people on Hawk Hill

2018-19 Game-by-Game

OPPONENT	MIN	FG-A	3PT-A	FT-A	OR	DR	TR	F	A	TO	BL	S	PT
Old Dominion	18	0-2	0-1	2-4	0	1	1	2	2	0	0	1	2
Monmouth	16	0-5	0-2	0-0	1	1	2	2	1	0	0	1	0
Wake Forest	11	2-5	2-3	0-0	0	1	1	1	0	0	0	0	6
UCF	10	0-4	0-3	0-0	0	0	0	0	0	0	0	0	0
#13 West Virginia	7	0-1	0-0	0-0	1	0	1	0	0	0	0	0	0
William & Mary	11	0-2	0-1	1-2	0	1	1	1	0	1	0	0	1
Illinois-Chicago	9	0-1	0-0	2-2	0	2	2	1	0	0	0	0	2
Temple	10	1-2	0-0	1-2	0	1	1	1	0	0	0	0	3
Princeton	23	2-4	0-1	4-4	0	2	2	3	1	1	0	0	8
Villanova*	34	2-6	0-2	0-0	1	5	6	3	0	1	0	1	4
Loyola-Chicago	13	2-4	1-3	0-0	0	4	4	0	0	0	0	0	5
Wagner	21	3-4	1-1	2-2	1	4	5	1	1	1	1	0	9
George Mason	16	1-4	0-2	3-4	1	2	3	1	0	2	0	0	5
George Washington*	21	0-2	0-2	1-2	0	1	1	2	0	2	0	0	1
St. Bonaventure*	27	2-7	0-4	2-4	1	1	2	4	0	2	0	0	6
Duquesne													
Davidson													
Saint Louis													
Richmond													
Penn													
Dayton													
UMass													
La Salle													
Saint Louis													
St. Bonaventure													
Davidson													
UMass													
Fordham													
La Salle													
Rhode Island													
VCU													

* Denotes game started



#23 MARKELL LODGE

R-Senior • Forward • 6-7 • 216
Washington, N.C.
Pace Academy
Communication Studies

Overall Stats: 1.5 ppg, 1.7 rpg, 0.6 bpg
Atlantic 10 Stats: 0.0 ppg, 3.0 rpg, 2.5 bpg

2018-19 Highlights:

- Scored two points in win over Old Dominion
- Posted season-high nine points in win at Princeton
- Notched five points in 13 minutes at #21 Villanova
- Recorded season-high six rebounds and season-high three blocks in season-high 19 minutes in win over Loyola-Chicago
- Had three blocks and three rebounds vs. George Mason
- Notched two blocks and three rebounds at St. Bonaventure

LODGE FILE

- Played in 62 career games with 31 starts over his first three seasons, including a career-high 31 games with a career-high 31 starts in 2016-17
- Saw action in 13 games for the Atlantic 10 Champion team in 2015-16
- Competed with SJU's men's track and field team last spring, where he placed fourth in the high jump at the 2018 A-10 Championships



#0 LAMARR KIMBLE

R-Junior • Guard • 6-0 • 182
Philadelphia, Pa.
Neumann-Goretti
Communications/Sociology

Overall Stats: 16.5 ppg, 3.3 rpg, 2.5 apg
Atlantic 10 Stats: 12.0 ppg, 2.0 rpg, 2.3 apg

2018-19 Highlights:

- A-10 Preseason All-Conference 3rd Team selection
- Has tallied double figures in 13 of 15 games this year
- Ranks second on team in both ppg (16.5) and apg (2.5)
- Dropped 14 points in return to the court in win over Old Dominion
- Followed up with 19 points in win over Monmouth
- Had 15 points, season-high seven rebounds, and season-high five assists in win over Wake Forest
- Dropped career-high 31 points vs. #13 West Virginia
- Matched career-high 31 points in win over UIC
- Had back-to-back games with 22 points at Princeton, #21 Villanova
- Hit game-winning 3FG with 0.4 seconds remaining in regulation to lead SJU to win over Loyola-Chicago at the Palestra
- Matched team-high 17 points vs. George Mason

KIMBLE FILE

- Played in 61 career games with 25 starts over his first three seasons and started all 24 of his games played in 2016-17... Has notched 32 double-figure games
- Redshirted the 2017-18 season after missing all but one game due to re-injuring his left foot in the season opener at Toledo... Underwent surgery and missed rest of the year
- The only player in SJU history to be named a captain for three years
- Goes by his childhood nickname "Fresh"

2018-19 Game-by-Game

OPPONENT	MIN	FG-A	3PT-A	FT-A	OR	DR	TR	F	A	TO	BL	S	PT
Old Dominion	7	1-1	0-0	0-0	0	1	1	0	0	0	0	0	2
Monmouth	0+	0-0	0-0	0-0	0	0	0	0	0	0	0	0	0
Wake Forest	6	0-0	0-0	0-0	0	1	1	1	0	0	0	0	0
UCF	3	0-1	0-0	0-2	0	0	0	1	0	0	0	1	0
#13 West Virginia	1	0-0	0-0	0-0	0	0	0	0	0	0	0	0	0
William & Mary													
Illinois-Chicago	7	0-0	0-0	0-0	0	1	1	1	0	0	0	1	0
Temple	1	0-0	0-0	0-0	0	0	0	1	0	0	0	1	0
Princeton	14	4-5	0-0	1-1	2	3	5	4	0	0	0	0	9
Villanova	13	1-1	0-0	3-5	1	1	2	0	0	0	0	0	5
Loyola-Chicago	19	1-1	0-0	0-0	2	4	6	1	0	0	3	0	2
Wagner	4	1-1	0-0	0-0	0	0	0	1	0	0	0	0	2
George Mason	14	0-0	0-0	0-0	0	3	3	1	0	0	3	0	0
George Washington													
St. Bonaventure	13	0-3	0-0	0-0	2	1	3	1	0	0	2	0	0
Duquesne													
Davidson													
Saint Louis													
Richmond													
Penn													
Dayton													
UMass													
La Salle													
Saint Louis													
St. Bonaventure													
Davidson													
UMass													
Fordham													
La Salle													
Rhode Island													
VCU													

* Denotes game started

2018-19 Game-by-Game

OPPONENT	MIN	FG-A	3PT-A	FT-A	OR	DR	TR	F	A	TO	BL	S	PT
Old Dominion*	35	5-12	1-4	3-4	0	2	2	0	3	2	0	0	14
Monmouth*	39	5-14	1-8	8-10	0	6	6	1	4	2	0	0	19
Wake Forest*	33	6-14	2-6	1-2	4	3	7	2	5	2	1	1	15
UCF*	29	0-5	0-1	0-0	0	0	0	2	3	5	0	0	0
#13 West Virginia*	37	10-19	2-8	9-10	1	4	5	1	2	0	0	0	31
William & Mary*	32	6-12	3-4	3-3	0	2	2	2	1	2	0	1	18
Illinois-Chicago*	37	9-21	4-9	9-10	0	1	1	2	3	2	0	2	31
Temple*	38	5-14	1-6	1-2	0	3	3	2	0	0	0	0	12
Princeton*	36	8-17	2-7	4-6	1	4	5	1	4	1	0	2	22
Villanova*	40	7-19	2-11	6-9	0	5	5	2	4	4	0	3	22
Loyola-Chicago*	38	7-13	1-3	0-0	1	4	5	1	1	4	0	2	15
Wagner*	37	4-8	1-4	3-3	0	2	2	1	1	3	0	0	12
George Mason*	36	6-13	3-6	2-4	1	2	3	2	3	3	0	2	17
George Washington	34	1-7	1-6	0-0	2	1	3	3	2	2	0	1	3
St. Bonaventure*	34	5-9	4-6	2-3	0	0	0	1	2	1	0	1	16
Duquesne													
Davidson													
Saint Louis													
Richmond													
Penn													
Dayton													
UMass													
La Salle													
Saint Louis													
St. Bonaventure													
Davidson													
UMass													
Fordham													
La Salle													
Rhode Island													
VCU													

* Denotes game started



#24 PIERFRANCESCO OLIVA

R-Junior • Forward • 6-8 • 216

Taranto, Italy

Bergen Catholic (N.J.)

Business

Overall Stats: 4.0 ppg, 6.1 rpg, 2.0 apg

Atlantic 10 Stats: 0.5 ppg, 1.0 rpg, 0.5 apg

2018-19 Highlights:

- Leads team in rpg (6.1) and ranks third in apg (2.0)
- Recorded first career double-double with 17 points and game-high 14 rebounds in win over Old Dominion
- Followed up with 10 rebounds in win over Monmouth
- Had five assists for third time this season vs. #13 West Virginia
- Pulled down 12 rebounds at William and Mary
- Went for nine points and 13 rebounds in win over UIC
- Missed Princeton, Villanova games due to concussion from Temple game
- Pulled down five rebounds in return to court in win over Loyola-Chicago
- Missed St. Bonaventure game due to sprained ankle

OLIVA FILE

- Played in 64 career games with 52 starts over his first three seasons, including a career-high 33 games with a career-high 30 starts in 2015-16 (A-10 Champion team)
- Redshirted the 2015-16 season with a knee injury following surgery in June 2016
- Moved to the United States in 2014
- Goes by "Checco"

2018-19 Game-by-Game

OPPONENT	MIN	FG-A	3PT-A	FT-A	OR	DR	TR	F	A	TO	BL	S	PT
Old Dominion	31	6-9	1-1	4-5	2	12	14	3	2	1	0	1	17
Monmouth	25	2-6	0-1	0-2	4	6	10	4	5	2	0	1	4
Wake Forest	28	2-6	0-1	1-2	0	4	4	2	5	2	0	3	5
UCF	18	0-1	0-1	1-2	1	4	5	2	1	1	1	0	1
#13 West Virginia	29	2-4	0-1	0-2	0	3	3	4	5	3	0	0	4
William and Mary	24	2-4	0-1	1-2	3	9	12	2	1	1	0	0	5
Illinois-Chicago	29	2-6	0-0	5-6	3	10	13	2	1	1	2	3	9
Temple	11	0-0	0-0	2-5	1	2	3	0	0	2	0	0	2
Princeton													Did Not Play - Injured
Villanova													Did Not Play - Injured
Loyola-Chicago	17	0-2	0-2	0-0	0	5	5	2	2	4	0	0	0
Wagner	11	0-0	0-0	0-2	0	2	2	0	1	1	0	1	0
George Mason	7	0-1	0-1	0-0	0	1	1	0	0	1	0	0	0
George Washington	15	0-3	0-2	1-2	0	1	1	1	1	1	0	0	1
St. Bonaventure													Did Not Play - Injured
Duquesne													
Davidson													
Saint Louis													
Richmond													
Penn													
Dayton													
UMass													
La Salle													
Saint Louis													
St. Bonaventure													
Davidson													
UMass													
Fordham													
La Salle													
Rhode Island													
VCU													

* Denotes game started



#2 CHARLIE BROWN, JR.

R-Sophomore • Forward • 6-7 • 199

Philadelphia, Pa.

St. Thomas More (Conn.)

Elementary Education

Overall Stats: 19.6 ppg, 4.8 rpg, 0.6 apg

Atlantic 10 Stats: 16.0 ppg, 4.7 rpg, 0.7 apg

2018-19 Highlights:

- Named to the A-10 Preseason All-Conference 3rd Team
- Has tallied double figures in all 14 of his games this year, including six 20-plus point games
- Leads team in ppg (19.6), ranks third in rpg (4.8)
- Scored team-high 20 pts in return to court in win over Old Dominion
- Followed up with game-high 21 points in win over Monmouth
- Had game-high 26 points in win over Wake Forest
- Poured in game-high 28 points vs. UCF
- Scored game- and career-high 37 points at William and Mary
- Missed Villanova game due to sprained ankle suffered at Princeton
- Hit for game-high 17 points and added season-high seven rebounds in win over Wagner
- Dropped 20 points with zero turnovers vs. George Washington

BROWN, JR. FILE

- 2018-19 Atlantic 10 Preseason All-Conference Third Team selection
- Played in 31 games with 30 starts as a freshman in 2016-17, averaging 12.8 ppg en route to earning A-10 All-Rookie Team honors
- Redshirted 2017-18 after suffering a fracture to his left wrist in mid-October... Most recent game played entering 2018-19 season was on 3/8/17
- Chose to play for SJU because of the camaraderie, size, and location

2018-19 Game-by-Game

OPPONENT	MIN	FG-A	3PT-A	FT-A	OR	DR	TR	F	A	TO	BL	S	PT
Old Dominion*	36	6-11	4-6	4-4	1	3	4	1	0	1	0	0	20
Monmouth*	23	7-12	1-4	6-7	3	2	5	3	0	1	0	0	21
Wake Forest*	36	8-15	4-8	6-6	2	1	3	0	1	1	2	3	26
UCF*	37	10-17	4-8	4-7	4	2	6	2	2	3	0	0	28
#13 West Virginia*	24	6-9	4-4	2-2	0	3	3	5	1	2	1	0	18
William & Mary*	37	11-17	4-7	11-14	1	4	5	3	0	3	0	2	37
Illinois-Chicago*	37	5-12	1-4	8-10	1	3	4	3	0	0	1	1	19
Temple*	37	6-16	2-5	4-6	1	5	6	3	2	3	2	1	18
Princeton*	21	3-6	2-4	3-4	1	4	5	0	0	0	1	1	11
Villanova													Did Not Play - Injured
Loyola-Chicago*	37	4-19	1-6	2-2	3	2	5	3	1	1	2	2	11
Wagner*	36	5-14	2-4	5-5	2	5	7	3	0	1	2	0	17
George Mason*	36	5-13	1-6	6-6	2	2	4	2	1	3	0	0	17
George Washington*	38	8-23	2-6	2-4	3	3	6	3	0	0	0	0	20
St. Bonaventure	33	4-13	0-4	3-3	3	1	4	2	1	2	1	0	11
Duquesne													
Davidson													
Saint Louis													
Richmond													
Penn													
Dayton													
UMass													
La Salle													
Saint Louis													
St. Bonaventure													
Davidson													
UMass													
Fordham													
La Salle													
Rhode Island													
VCU													

* Denotes game started



#21 LORENZO EDWARDS

R-Sophomore • Forward • 6-7 • 218
Lake Forest, Ill.
Lake Forest
Business

Overall Stats: 1.7 ppg, 1.6 rpg, 0.6 bpg
Atlantic 10 Stats: 0.0 ppg, 3.0 rpg, 4.0 bpg

2018-19 Highlights:

- In season debut, scored career-high 11 points in win over Monmouth
- Scored two points in seven minutes vs. Temple
- Dropped three points and four rebounds in season-high 18 minutes at #21 Villanova
- Had career-high four blocks, in 12 minutes, vs. George Mason
- Missed GW, St. Bonaventure games due to shoulder injury
-
-
-
-


EDWARDS FILE

- Played in 19 games in 2017-18... Had career-highs of 10 points and nine rebounds against Sacramento State
- Redshirted the 2016-17 season after having shoulder surgery in December of that year
- Chose to play for SJU for the opportunity to learn from head coach Phil Martelli

2018-19 Game-by-Game

OPPONENT	MIN	FG-A	3PT-A	FT-A	OR	DR	TR	F	A	TO	BL	S	PT
Old Dominion													
Monmouth	14	5-7	1-3	0-1	1	2	3	1	0	0	0	0	11
Wake Forest	10	0-3	0-2	0-0	0	3	3	3	0	0	1	0	0
UCF	10	0-1	0-1	0-0	1	1	2	0	0	0	1	0	0
#13 West Virginia	9	1-1	0-0	0-0	0	2	2	5	0	0	0	1	2
William & Mary	3	0-0	0-0	0-0	0	0	0	0	0	0	0	1	0
Illinois-Chicago	6	0-2	0-2	0-0	0	1	1	1	1	1	0	0	0
Temple	7	1-2	0-1	0-0	0	0	0	2	0	0	0	0	2
Princeton	4	0-0	0-0	0-0	0	0	0	2	1	0	0	1	0
Villanova	18	1-3	1-2	0-0	1	3	4	1	0	0	0	1	3
Loyola-Chicago	6	1-2	0-1	0-0	0	0	0	0	0	0	0	0	2
Wagner	8	0-2	0-1	0-0	0	1	1	2	0	2	1	2	0
George Mason	12	0-4	0-3	0-0	1	2	3	1	1	1	4	0	0
George Washington													
St. Bonaventure													
Duquesne													
Davidson													
Saint Louis													
Richmond													
Penn													
Dayton													
UMass													
La Salle													
Saint Louis													
St. Bonaventure													
Davidson													
UMass													
Fordham													
La Salle													
Rhode Island													
VCU													

* Denotes game started



#33 TAYLOR FUNK
Sophomore • Forward • 6-9 • 232
Lancaster, Pa.
Manheim Central
Business

Overall Stats: 10.1 ppg, 5.7 rpg, 1.7 apg
Atlantic 10 Stats: 6.7 ppg, 6.0 rpg, 1.3 apg

2018-19 Highlights:

- Ranks second on team in rpg (5.7)
- Went for eight points and seven rebounds in win over Monmouth
- Sank career-high six 3FGs en route to season-high 20 points in win over Wake Forest
- Hit for 16 points and added career-high four steals vs. UCF
- Repeated with 16 points vs. #13 West Virginia
- Dished out career-high seven assists at William and Mary
- Grabbed eight rebounds in win over UIC
- Matched career-high 13 rebounds vs. Temple
- Hit for 16 points and added seven rebounds in win at Princeton
- Went for 10 points and nine rebounds at #21 Villanova
- Had 11 points and eight rebounds vs. George Washington

FUNK FILE

- The team's leading returning scorer with 11.8 ppg as a freshman, playing in 32 games with 21 starts
- Topped the team with an SJU-freshman record 84 three-point field goals
- Chose to play for SJU because of the coaching staff and style of play

2018-19 Game-by-Game

OPPONENT	MIN	FG-A	3PT-A	FT-A	OR	DR	TR	F	A	TO	BL	S	PT
Old Dominion*	20	3-9	2-6	0-0	0	1	1	0	2	1	1	0	8
Monmouth*	26	3-9	2-6	0-0	3	4	7	1	1	0	0	0	8
Wake Forest*	18	7-9	6-7	0-0	0	2	2	5	3	1	0	0	20
UCF*	30	6-11	4-5	0-0	2	4	6	2	1	0	1	4	16
#13 West Virginia*	32	6-11	2-5	2-4	1	2	3	4	2	1	0	0	16
William & Mary*	32	2-8	0-5	1-3	1	3	4	2	7	1	0	2	5
Illinois-Chicago*	22	3-5	2-4	1-2	2	6	8	2	2	1	1	0	9
Temple*	37	3-12	1-7	0-0	3	10	13	2	1	0	1	1	7
Princeton*	36	7-11	2-3	0-0	1	6	7	0	0	2	0	1	16
Villanova*	35	4-12	2-6	0-0	1	8	9	3	1	1	0	0	10
Loyola-Chicago*	22	2-7	1-3	0-0	0	5	5	3	0	2	0	0	5
Wagner*	25	3-7	3-6	2-2	0	2	2	3	1	1	1	2	11
George Mason*	25	1-4	0-3	0-0	0	5	5	3	1	1	0	0	2
George Washington*	30	4-10	1-6	2-2	0	8	8	3	2	2	0	0	11
St. Bonaventure*	31	3-10	1-6	0-0	3	2	5	3	1	0	0	1	7
Duquesne													
Davidson													
Saint Louis													
Richmond													
Penn													
Dayton													
UMass													
La Salle													
Saint Louis													
St. Bonaventure													
Davidson													
UMass													
Fordham													
La Salle													
Rhode Island													
VCU													

* Denotes game started



#12 ANTHONY LONGPRÉ

Sophomore • Forward • 6-10 • 246
L'Assomption, Quebec
Glenelg Country (Md.)
Business

Overall Stats: 4.1 ppg, 4.7 rpg, 0.8 apg
Atlantic 10 Stats: 6.7 ppg, 7.0 rpg, 1.0 apg

2018-19 Highlights:

- Went for eight points and seven rebounds in win over Monmouth
- Scored seven points at William and Mary
- Went for four points and five rebounds in win at Princeton
- Had three points and three rebounds at #21 Villanova
- Pulled down six defensive rebounds in win over Wagner
- Scored season-high 10 points on career-high three 3FG and added career-high two blocks vs. George Mason
- Notched eight points, career-high 11 rebounds, and career-high three steals vs. George Washington

LONGPRÉ FILE

- Played in 32 games with 21 starts as a freshman, averaging 4.3 ppg
- Played for Canada's U-19 National Team that captured the gold medal at the FIBA U-19 Basketball World Cup in the summer of 2017
- Moved to the United States in 2014
- Chose to play for SJU because of the coaching staff

2018-19 Game-by-Game

OPPONENT	MIN	FG-A	3PT-A	FT-A	OR	DR	TR	F	A	TO	BL	S	PT
Old Dominion*	22	0-2	0-1	2-2	0	6	6	3	1	1	0	0	2
Monmouth*	19	3-4	1-1	1-2	1	6	7	2	1	0	0	0	8
Wake Forest*	20	1-1	1-1	1-2	1	5	6	2	2	1	0	0	4
UCF*	23	2-6	1-3	1-2	0	2	2	0	1	1	0	0	6
#13 West Virginia*	23	1-3	1-1	0-0	1	2	3	3	1	0	1	1	3
William & Mary*	21	2-5	1-3	2-2	0	2	2	3	0	0	0	0	7
Illinois-Chicago*	15	0-3	0-1	2-2	2	3	5	0	1	2	0	0	2
Temple*	22	1-5	1-2	0-0	1	0	1	2	1	0	0	0	3
Princeton*	22	1-2	1-2	1-2	0	5	5	2	0	3	1	0	4
Villanova*	14	1-2	1-2	0-0	0	3	3	1	0	0	0	0	3
Loyola-Chicago*	16	0-2	0-1	0-0	0	3	3	0	0	0	0	0	0
Wagner*	18	0-0	0-0	0-0	0	6	6	0	1	0	0	0	0
George Mason*	21	3-8	3-7	1-2	0	4	4	1	0	0	2	0	10
George Washington*	25	3-8	0-2	2-2	1	10	11	2	1	1	2	3	8
St. Bonaventure*	25	1-5	0-2	0-0	1	5	6	1	2	1	0	0	2
Duquesne													
Davidson													
Saint Louis													
Richmond													
Penn													
Dayton													
UMass													
La Salle													
Saint Louis													
St. Bonaventure													
Davidson													
UMass													
Fordham													
La Salle													
Rhode Island													
VCU													

* Denotes game started



#3 JARED BYNUM

Freshman • Guard • 5-10 • 172
Largo, Md.
Georgetown Prep
Sports Marketing

Overall Stats: 11.5 ppg, 3.5 rpg, 3.5 apg
Atlantic 10 Stats: 8.7 ppg, 4.0 rpg, 2.7 apg

2018-19 Highlights:

- Has scored double figures in eight of 15 games
- Leads team in apg (3.5), ranks third in ppg (11.5)
- Went for 14 points in collegiate debut (and start) in win over Old Dominion
- Had 11 points, five rebounds, four assists, and four steals in win over Wake Forest
- Notched 16 points and six rebounds vs. #13 West Virginia
- Poured in 17 points in win over UIC
- Poured in career-high 23 points and added five assists vs. Temple
- Went for 19 points and career-high six assists in career-high 39 minutes in win at Princeton
- Had nine points and career-high nine rebounds at #21 Villanova
- Notched eight points and team-high four assists in win over Wagner

BYNUM FILE

- As a senior, led Georgetown Prep to the 2017-18 Interstate Athletic Conference regular-season and tournament titles... Averaged 17.5 ppg and 6.0 apg en route to IAC Player of the Year, All-Conference First Team, and All-Met First Team honors
- Totaled over 1,000 points in his career as a three-time All-Conference selection
- Chose to play for SJU because of the relationship that Coach Martelli and his staff built with him and his family

2018-19 Game-by-Game

OPPONENT	MIN	FG-A	3PT-A	FT-A	OR	DR	TR	F	A	TO	BL	S	PT
Old Dominion*	32	5-8	2-2	2-3	0	2	2	2	2	2	0	0	14
Monmouth*	36	3-11	1-4	0-0	1	0	1	2	5	1	1	2	7
Wake Forest*	32	5-7	1-2	0-0	0	5	5	1	4	0	0	4	11
UCF*	34	3-8	0-2	0-0	0	2	2	0	4	0	0	1	6
#13 West Virginia*	37	4-12	4-6	4-10	1	5	6	3	2	0	0	3	16
William & Mary*	36	4-7	2-3	2-2	0	3	3	1	5	1	0	3	12
Illinois-Chicago*	35	4-7	0-2	9-9	0	4	4	2	2	0	0	0	17
Temple*	33	7-9	2-3	7-8	0	3	3	2	5	2	0	1	23
Princeton*	39	7-13	3-6	2-2	0	1	1	1	6	2	0	2	19
Villanova*	36	3-11	0-2	3-3	1	8	9	2	4	3	0	0	9
Loyola-Chicago*	30	2-7	1-4	0-0	0	1	1	1	1	2	1	1	5
Wagner*	36	4-11	0-4	0-1	0	3	3	0	4	1	0	0	8
George Mason*	33	2-5	0-2	5-6	1	4	5	1	3	2	0	0	9
George Washington*	37	5-12	1-4	1-2	1	3	4	2	3	1	0	3	12
St. Bonaventure*	34	1-7	0-2	3-4	0	3	3	2	2	3	0	1	5
Duquesne													
Davidson													
Saint Louis													
Richmond													
Penn													
Dayton													
UMass													
La Salle													
Saint Louis													
St. Bonaventure													
Davidson													
UMass													
Fordham													
La Salle													
Rhode Island													
VCU													

* Denotes game started



#20 MIKE MUGGEO

Senior • Guard • 6-3 • 206
 River Vale, N.J.
 Bergen Catholic
 Sports Marketing

Overall Stats: 0.0 ppg, 0.0 rpg, 1.0 apg
 Atlantic 10 Stats: 0.0 ppg, 0.0 rpg, 0.0 apg

2018-19 Highlights:

- Made collegiate debut late in win over Wake Forest, tallying one steal in one minute of play
- Saw late action at St. Bonaventure
-
-
-
-
-
-

MUGGEO FILE

- Earned a spot on the Hawks' squad as a walk-on in 2017-18 but missed the season with a hip injury
- Joined the Hawks' squad as a practice player in 2016-17
- Was a high school teammate of Pierfrancesco Oliva
- Chose SJU because of the opportunity to be part of a special university, in an "awesome city" that affords him the chance to receive a first-class education, play basketball at a high level, and be part of a close-knit community of people



#11 TOLIVER FREEMAN

Junior • Guard • 6-3 • 215
 Baton Rouge, La.
 Catholic
 Biology


Overall Stats: 0.0 ppg, 0.0 rpg, 0.0 apg
 Atlantic 10 Stats: 0.0 ppg, 0.0 rpg, 0.0 apg

2018-19 Highlights:

- Saw late action vs. George Mason
- Saw late action in wins over Old Dominion and Wake Forest
- Saw late action at St. Bonaventure
-
-
-
-
-

FREEMAN FILE

- Earned a spot on the Hawks' squad as a walk-on in 2016-17
- His career aspiration is to become a doctor
- Hails from the same hometown as SJU great Langston Galloway '14, who now plays professionally with the Detroit Pistons
- Chose SJU because of the great education and competitive athletics



#5 GREG SMITH

Junior • Guard • 6-0 • 183
 Flemington, N.J.
 Rutgers Prep
 Business Administration


Overall Stats: ---
 Atlantic 10 Stats: ---

2018-19 Highlights:

-
-
-
-
-
-
-
-

SMITH FILE

- Earned a spot on Hawks' squad as a walk-on in 2018-19... Also tried out for the team as a freshman and a sophomore
- Four-year varsity letterwinner at Rutgers Prep, where he lead the team in scoring as a senior captain
- Father, Greg Smith, Sr., played for Seton Hall
- Chose SJU because sister attended at time of decision, knew he wanted to study business, and had aspirations to play Division I basketball in a great location



#1 RYAN DALY

Junior • Guard • 6-4 • 227
 Ardmore, Pa.
 Archbishop Carroll
 Communications

DALY FILE

- Transfer from the University of Delaware... **Will sit out 2018-19 season** and have two years of remaining eligibility with SJU
- At Delaware (2016-18), scored 1,000 points in his two seasons, leading the team in scoring both years... Averaged 17.5 ppg in 2017-18, reaching double figures in all but one game... Scored 20-plus points in 19 career games
- Two-time All-Colonial Athletic Association Third Team selection and the 2016-17 CAA Rookie of the Year
- 2015-16 Philadelphia Catholic League MVP and Delaware County Player of the Year
- Grandfather, the late Jim Boyle, played at SJU and was the Hawks' head coach (1981-90)... Father, Brian Daly, played at SJU (1989-92)... Cousin, Thomas Boyle, is the Hawks' director of basketball operations



Saint Joseph's Basketball
Saint Joseph's Combined Team Statistics (as of Jan 09, 2019)
All games



RECORD:	OVERALL	HOME	AWAY	NEUTRAL
ALL GAMES	7-8	5-3	1-3	1-2
CONFERENCE	0-3	0-2	0-1	0-0
NON-CONFERENCE	7-5	5-1	1-2	1-2

#	Player	gp-gs	min	avg	Total		3-Point		F-Throw		Rebounds				pf	dq	a	to	blk	stl	pts	avg		
					fg-fga	fg%	3fg-fga	3fg%	ft-fa	ft%	off	def	tot	avg										
02	Brown, Charlie	14-13	468	33.4	88-197	.447	32-76	.421	66-80	.825	27	40	67	4.8	33	1	9	21	12	10	274	19.6		
00	Kimble, Lamarr	15-14	535	35.7	84-197	.426	28-89	.315	51-66	.773	10	39	49	3.3	23	0	38	33	1	15	247	16.5		
03	Bynum, Jared	15-15	520	34.7	59-135	.437	17-48	.354	38-50	.760	5	47	52	3.5	22	0	52	20	2	21	173	11.5		
33	Funk, Taylor	15-15	421	28.1	57-135	.422	29-78	.372	8-13	.615	17	68	85	5.7	36	1	25	14	5	11	151	10.1		
12	Longpre, Anthony	15-15	307	20.5	19-56	.339	11-29	.379	13-18	.722	8	62	70	4.7	22	0	12	10	6	4	62	4.1		
24	Oliva, Pierfrancesco	12-0	245	20.4	16-42	.381	1-11	.091	15-30	.500	14	59	73	6.1	22	0	24	19	3	9	48	4.0		
15	Clover, Chris	15-3	247	16.5	15-53	.283	4-25	.160	18-26	.692	6	26	32	2.1	22	0	5	10	1	3	52	3.5		
21	Edwards, Lorenzo	12-0	107	8.9	9-27	.333	2-16	.125	0-1	.000	4	15	19	1.6	18	1	3	4	7	6	20	1.7		
23	Lodge, Markell	13-0	102	7.8	8-13	.615	0-0	.000	4-8	.500	7	15	22	1.7	12	0	0	0	8	3	20	1.5		
10	Holston, Troy	10-0	42	4.2	3-16	.188	1-9	.111	0-1	.000	0	3	3	0.3	7	0	1	3	0	0	7	0.7		
20	Muggeo, Mike	2-0	2	1.0	0-0	.000	0-0	.000	0-0	.000	0	0	0	0.0	0	0	0	0	0	1	0	0.0		
11	Freeman, Toliver	4-0	3	0.8	0-2	.000	0-1	.000	0-0	.000	0	0	0	0.0	0	0	0	0	0	0	0	0.0		
Team											17	27	44											
Total.....		15	2999		358-873	.410	125-382	.327	213-293	.727	115	401	516	34.4	217	3	169	137	45	83	1054	70.3		
Opponents.....		15	3001		386-887	.435	145-398	.364	171-227	.753	122	433	555	37.0	242	-	221	164	39	79	1088	72.5		

TEAM STATISTICS	SJU	OPP	Date	Opponent	Score	Att.
SCORING	1054	1088	11/09/18	OLD DOMINION	w 79-64	4084
Points per game	70.3	72.5	11/12/18	MONMOUTH	w 78-63	2494
Scoring margin	-2.3	-	11/15/18	vs Wake Forest	w 89-69	1713
FIELD GOALS-ATT	358-873	386-887	11/16/18	vs UCF	L 57-77	1050
Field goal pct	.410	.435	11/18/18	vs West Virginia	L 90-97	3094
3 POINT FG-ATT	125-382	145-398	11/24/18	at William & Mary	L 85-87	2878
3-point FG pct	.327	.364	11/28/18	UIC	w 89-75	3019
3-pt FG made per game	8.3	9.7	12/01/18	TEMPLE	L 70-77	4200
FREE THROWS-ATT	213-293	171-227	12/05/18	at Princeton	w 92-82	1668
Free throw pct	.727	.753	12/08/18	at Villanova	L 58-70	6501
F-Throws made per game	14.2	11.4	12/22/18	LOYOLA CHICAGO	w 45-42	5736
REBOUNDS	516	555	12/29/18	WAGNER	w 59-57	3295
Rebounds per game	34.4	37.0	* 01/03/19	GEORGE MASON	L 60-85	2989
Rebounding margin	-2.6	-	* 01/06/19	GEORGE WASHINGTON	L 56-70	3309
ASSISTS	169	221	* 01/09/19	at St. Bonaventure	L 47-73	2748
Assists per game	11.3	14.7				
TURNOVERS	137	164	* - Atlantic 10 game			
Turnovers per game	9.1	10.9				
Turnover margin	+1.8	-				
Assist/turnover ratio	1.2	1.3				
STEALS	83	79				
Steals per game	5.5	5.3				
BLOCKS	45	39				
Blocks per game	3.0	2.6				
ATTENDANCE	29126	19652				
Home games-Avg/Game	8-3641	4-3449				
Neutral site-Avg/Game	-	3-1952				

Score by Periods	1st	2nd	Totals
Saint Joseph's	508	546	1054
Opponents	523	565	1088



Saint Joseph's Basketball
Saint Joseph's Season Box Score (as of Jan 09, 2019)
Atlantic 10 games only



RECORD:	OVERALL	HOME	AWAY	NEUTRAL
ALL GAMES	0-3	0-2	0-1	0-0
CONFERENCE	0-3	0-2	0-1	0-0
NON-CONFERENCE	0-0	0-0	0-0	0-0

##	Player	gp-gs	min	avg	Total		3-Point		F-Throw		Rebounds				pf	dq	a	to	blk	stl	pts	avg
					fg-fga	fg%	3fg-fga	3fg%	ft-fa	ft%	off	def	tot	avg								
02	Charlie Brown	3-2	107	35.7	17-49	.347	3-16	.188	11-13	.846	8	6	14	4.7	7	0	2	5	1	0	48	16.0
00	Lamarr Kimble	3-2	104	34.7	12-29	.414	8-18	.444	4-7	.571	3	3	6	2.0	6	0	7	6	0	4	36	12.0
03	Jared Bynum	3-3	104	34.7	8-24	.333	1-8	.125	9-12	.750	2	10	12	4.0	5	0	8	6	0	4	26	8.7
33	Taylor Funk	3-3	86	28.7	8-24	.333	2-15	.133	2-2	1.000	3	15	18	6.0	9	0	4	3	0	1	20	6.7
12	Anthony Longpre	3-3	71	23.7	7-21	.333	3-11	.273	3-4	.750	2	19	21	7.0	4	0	3	2	4	3	20	6.7
15	Chris Clover	3-2	64	21.3	3-13	.231	0-8	.000	6-10	.600	2	4	6	2.0	7	0	0	6	0	0	12	4.0
24	Pierfrancesco Oliva	2-0	22	11.0	0-4	.000	0-3	.000	1-2	.500	0	2	2	1.0	1	0	1	1	0	0	1	0.5
10	Troy Holston	1-0	1	1.0	0-0	.000	0-0	.000	0-0	.000	0	0	0	0.0	0	0	0	0	0	0	0	0.0
20	Mike Muggeo	1-0	1	1.0	0-0	.000	0-0	.000	0-0	.000	0	0	0	0.0	0	0	0	0	0	0	0	0.0
23	Markell Lodge	2-0	27	13.5	0-3	.000	0-0	.000	0-0	.000	2	4	6	3.0	2	0	0	0	5	0	0	0.0
11	Toliver Freeman	2-0	2	1.0	0-1	.000	0-1	.000	0-0	.000	0	0	0	0.0	0	0	0	0	0	0	0	0.0
21	Lorenzo Edwards	1-0	12	12.0	0-4	.000	0-3	.000	0-0	.000	1	2	3	3.0	1	0	1	1	4	0	0	0.0
Team											3	11	14					1				
Total.....		3	601		55-172	.320	17-83	.205	36-50	.720	26	76	102	34.0	42	0	26	31	14	12	163	54.3
Opponents.....		3	600		84-186	.452	25-70	.357	35-43	.814	28	96	124	41.3	42	-	49	25	8	16	228	76.0

Score by Periods	1st	2nd	Totals
Saint Joseph's	78	85	163
Opponents	98	130	228



Saint Joseph's Basketball
Saint Joseph's Points-Rebounds-Assists (as of Jan 09, 2019)
All games



Opponent	Date	Score		00 KIMBLE,LAM	02 BROWN,CHAR	03 BYNUM,JARE	10 HOLSTON,TR	11 FREEMAN,TO	12 LONGPRE,AN	15 CLOVER,CHR
OLD DOMINION	11/09/18	79-64	w	14-2-3	20-4-0	14-2-2	DNP	0-0-0	2-6-1	2-1-2
MONMOUTH	11/12/18	78-63	w	19-6-4	21-5-0	7-1-5	DNP	DNP	8-7-1	0-2-1
vs Wake Forest	11/15/18	89-69	w	15-7-5	26-3-1	11-5-4	2-0-0	0-0-0	4-6-2	6-1-0
vs UCF	11/16/18	57-77	L	0-0-3	28-6-2	6-2-4	0-0-0	DNP	6-2-1	0-0-0
vs West Virginia	11/18/18	90-97	L	31-5-2	18-3-1	16-6-2	DNP	DNP	3-3-1	0-1-0
at William & Mary	11/24/18	85-87	L	18-2-1	37-5-0	12-3-5	0-1-1	DNP	7-2-0	1-1-0
UIC	11/28/18	89-75	w	31-1-3	19-4-0	17-4-2	0-0-0	DNP	2-5-1	2-2-0
TEMPLE	12/01/18	70-77	L	12-3-0	18-6-2	23-3-5	0-1-0	DNP	3-1-1	3-1-0
at Princeton	12/05/18	92-82	w	22-5-4	11-5-0	19-1-6	3-0-0	DNP	4-5-0	8-2-1
at Villanova	12/08/18	58-70	L	22-5-4	DNP	9-9-4	2-0-0	DNP	3-3-0	4-6-0
LOYOLA CHICAGO	12/22/18	45-42	w	15-5-1	11-5-1	5-1-1	0-1-0	DNP	0-3-0	5-4-0
WAGNER	12/29/18	59-57	w	12-2-1	17-7-0	8-3-4	0-0-0	DNP	0-6-1	9-5-1
GEORGE MASON	01/03/19	60-85	L	17-3-3	17-4-1	9-5-3	DNP	0-0-0	10-4-0	5-3-0
GEORGE WASHINGTON	01/06/19	56-70	L	3-3-2	20-6-0	12-4-3	DNP	DNP	8-11-1	1-1-0
at St. Bonaventure	01/09/19	47-73	L	16-0-2	11-4-1	5-3-2	0-0-0	0-0-0	2-6-2	6-2-0

Opponent	Date	Score		20 MUGGEO,MIK	21 EDWARDS,LO	23 LODGE,MARK	24 OLIVA,PIER	33 FUNK,TAYLO
OLD DOMINION	11/09/18	79-64	w	DNP	DNP	2-1-0	17-14-2	8-1-2
MONMOUTH	11/12/18	78-63	w	DNP	11-3-0	0-0-0	4-10-5	8-7-1
vs Wake Forest	11/15/18	89-69	w	0-0-0	0-3-0	0-1-0	5-4-5	20-2-3
vs UCF	11/16/18	57-77	L	DNP	0-2-0	0-0-0	1-5-1	16-6-1
vs West Virginia	11/18/18	90-97	L	DNP	2-2-0	0-0-0	4-3-5	16-3-2
at William & Mary	11/24/18	85-87	L	DNP	0-0-0	DNP	5-12-1	5-4-7
UIC	11/28/18	89-75	w	DNP	0-1-1	0-1-0	9-13-1	9-8-2
TEMPLE	12/01/18	70-77	L	DNP	2-0-0	0-0-0	2-3-0	7-13-1
at Princeton	12/05/18	92-82	w	DNP	0-0-1	9-5-0	DNP	16-7-0
at Villanova	12/08/18	58-70	L	DNP	3-4-0	5-2-0	DNP	10-9-1
LOYOLA CHICAGO	12/22/18	45-42	w	DNP	2-0-0	2-6-0	0-5-2	5-5-0
WAGNER	12/29/18	59-57	w	DNP	0-1-0	2-0-0	0-2-1	11-2-1
GEORGE MASON	01/03/19	60-85	L	DNP	0-3-1	0-3-0	0-1-0	2-5-1
GEORGE WASHINGTON	01/06/19	56-70	L	DNP	DNP	DNP	1-1-1	11-8-2
at St. Bonaventure	01/09/19	47-73	L	0-0-0	DNP	0-3-0	DNP	7-5-1



Saint Joseph's Basketball
Saint Joseph's Team Game-by-Game (as of Jan 09, 2019)
All games



TEAM STATISTICS

Opponent	Date	Score		Total		3-Pointers		Free throws		Rebounds				pf	a	t/o	blk	stl	pts	avg
				fg-fga	pct	3fg-fga	pct	ft-fa	pct	off	def	tot	avg							
OLD DOMINION	11/09/18	79-64	W	26-54	.481	10-21	.476	17-22	.773	4	31	35	35.0	11	12	8	1	2	79	79.0
MONMOUTH	11/12/18	78-63	W	28-68	.412	7-29	.241	15-22	.682	15	28	43	39.0	16	17	6	1	4	78	78.5
vs Wake Forest	11/15/18	89-69	W	32-62	.516	16-30	.533	9-12	.750	7	26	33	37.0	19	20	8	4	12	89	82.0
vs UCF	11/16/18	57-77	L	21-55	.382	9-25	.360	6-13	.462	10	15	25	34.0	9	12	11	3	6	57	75.8
vs West Virginia	11/18/18	90-97	L	30-60	.500	13-25	.520	17-28	.607	7	22	29	33.0	25	13	7	2	5	90	78.6
at William & Mary	11/24/18	85-87	L	27-57	.474	10-25	.400	21-28	.750	5	25	30	32.5	16	15	9	0	9	85	79.7
UIC	11/28/18	89-75	W	23-60	.383	7-24	.292	36-41	.878	9	31	40	33.6	14	10	7	4	7	89	81.0
TEMPLE	12/01/18	70-77	L	24-61	.393	7-24	.292	15-23	.652	7	28	35	33.8	15	9	7	3	4	70	79.6
at Princeton	12/05/18	92-82	W	33-60	.550	11-25	.440	15-19	.789	7	26	33	33.7	15	12	10	2	7	92	81.0
at Villanova	12/08/18	58-70	L	20-58	.345	6-27	.222	12-18	.667	6	37	43	34.6	13	9	9	0	5	58	78.7
LOYOLA CHICAGO	12/22/18	45-42	W	19-58	.328	5-24	.208	2-2	1.000	7	30	37	34.8	11	5	13	6	5	45	75.6
WAGNER	12/29/18	59-57	W	20-48	.417	7-20	.350	12-15	.800	5	26	31	34.5	11	9	11	5	5	59	74.2
GEORGE MASON	01/03/19	60-85	L	18-52	.346	7-30	.233	17-22	.773	8	27	35	34.5	12	9	13	9	2	60	73.2
GEORGE WASHINGTON	01/06/19	56-70	L	21-65	.323	5-28	.179	9-14	.643	8	31	39	34.9	16	9	8	2	7	56	71.9
at St. Bonaventure	01/09/19	47-73	L	16-55	.291	5-25	.200	10-14	.714	10	18	28	34.4	14	8	10	3	3	47	70.3
Saint Joseph's		1054		358-873	.410	125-382	.327	213-293	.727	115	401	516	34.4	217	169	137	45	83	1054	70.3
Opponents		1088		386-887	.435	145-398	.364	171-227	.753	122	433	555	37.0	242	221	164	39	79	1088	72.5

Games played: 15
Points/game: 70.3
FG Pct: 41.0
3FG Pct: 32.7
FT Pct: 72.7

Rebounds/game: 34.4
Assists/game: 11.3
Turnovers/game: 9.1
Assist/turnover ratio: 1.2
Steals/game: 5.5
Blocks/game: 3.0